



Playtime

irlanguage



Claire Selby

مراجعة زبان ایرانیان OXFORD



این مجموعه با لوگوی مرجع زبان ایرانیان
به صورت نشر بر خط و حامل به ثبت رسیده است.
کپی برداری از آن خلاف شرع، قانون و اخلاق است و شامل پیگرد خواهد شد.



Starter
Unit



It's playtime!

Lesson 1



Number song

1, 2, 3, 4, 5, 6, 7, 8, 9, 10.

Say the numbers again and again.

1, 2, 3, 4, 5, 6, 7, 8, 9, 10.


Say the numbers again and again.

1, 2, 3, 4, 5, 6, 7, 8, 9, 10.

Say the numbers again and again.


1, 2, 3, 4, 5, 6, 7, 8, 9, 10.

Say the numbers again and again.



1

Join the dots.



It's playtime!

Lesson 2



Number song

1, 2, 3, 4, 5, 6, 7, 8, 9, 10.

Say the numbers again and again.

1, 2, 3, 4, 5, 6, 7, 8, 9, 10.

Say the numbers again and again.

1, 2, 3, 4, 5, 6, 7, 8, 9, 10.



Say the numbers again and again.

1, 2, 3, 4, 5, 6, 7, 8, 9, 10.

Say the numbers again and again.

ip

1



3



My first day

Lesson 1



Page 1

Star is going to playschool today.
She's with her mummy, her daddy, her brother
and her little sister, Twinkle.
'Come on, Twinkle!' says Star.

Page 2

But oh dear! Twinkle isn't happy.
'Boo hoo!' she says.
'I don't want to go to playschool!'

Page 3

Star hugs Twinkle.
'Don't cry, Twinkle,' she says.
'Playschool's fun! You'll see.'

Page 4

Then Star's friends arrive.
'Who's this?' asks Twig.
'This is my little sister, Twinkle,' says Star.
'It's her first day at playschool.'

Page 5

'This is my little brother, Flint,' says Twig.
'It's his first day at playschool too!'
'Hello,' says Flint.
'Hello,' says Twinkle.

Page 6

Twinkle and Flint paint together.
They paint pictures of Star and Twig.
'I like playschool now!' says Twinkle.
'Me too!' says Flint.



Let's play today

Let's play today.
Let's play today.
At playschool,
At playschool,
I want to play.

Let's paint, let's play
At playschool today.
At playschool,
At playschool,
I want to play.

Let's play today.
Let's play today.
At playschool,
At playschool,
I want to play.

Page 7

At playtime, Rocket, Star, Twig and Melody
all play football together.
Twinkle and Flint play football too.
'Goal!' calls Flint.

Page 8

Star's Mummy, Granny and Grandad arrive.
'Do you like playschool?' asks Granny.
'Oh yes, playschool's great!' says Twinkle.
'And my sister's great too!'





My first day

Lesson 2



Page 1

Star is going to playschool today.
She's with her mummy, her daddy, her brother
and her little sister, Twinkle.
'Come on, Twinkle!' says Star.

Page 2

But oh dear! Twinkle isn't happy.
'Boo hoo!' she says.
'I don't want to go to playschool!'

Page 3

Star hugs Twinkle.
'Don't cry, Twinkle,' she says.
'Playschool's fun! You'll see.'

Page 4

Then Star's friends arrive.
'Who's this?' asks Twig.
'This is my little sister, Twinkle,' says Star.
'It's her first day at playschool.'

Page 5

'This is my little brother, Flint,' says Twig.
'It's his first day at playschool too!'
'Hello,' says Flint.
'Hello,' says Twinkle.

Page 6

Twinkle and Flint paint together.
They paint pictures of Star and Twig.
'I like playschool now!' says Twinkle.
'Me too!' says Flint.



Let's play today

Let's play today.
Let's play today.
At playschool.
At playschool,
I want to play.

Let's paint, let's play
At playschool today.
At playschool,
At playschool,
I want to play.



Let's play today.
Let's play today.
At playschool,
At playschool,
I want to play.

Page 7

At playtime, Rocket, Star, Twig and Melody
all play football together.
Twinkle and Flint play football too.
'Goal!' calls Flint.

Page 8

Star's Mummy, Granny and Grandad arrive.
'Do you like playschool?' asks Granny.
'Oh yes, playschool's great!' says Twinkle.
'And my sister's great too!'





My first day

Lesson 3



My family's here

In my house,
You can see
My mummy's here
To play with me.


In my house,
You can see
My daddy's here
To play with me.

In my house,
You can see
My sister's here
To play with me.

In my house,
You can see
My brother's here
To play with me.

In my house,
You can see
My granny's here
To play with me.

In my house,
You can see
My grandad's here
To play with me.





My first day

Lesson 4



Star is going to playschool today.
She's with her mummy, her daddy, her brother
and her little sister, Twinkle.
'Come on, Twinkle!' says Star.

But oh dear! Twinkle isn't happy.
'Boo hoo!' she says.
'I don't want to go to playschool!'

Star hugs Twinkle.
'Don't cry, Twinkle,' she says.
'Playschool's fun! You'll see.'

Then Star's friends arrive.
'Who's this?' asks Twig.
'This is my little sister, Twinkle,' says Star.
'It's her first day at playschool.'

'This is my little brother, Flint,' says Twig.
'It's his first day at playschool too!'
'Hello,' says Flint.
'Hello,' says Twinkle.

Twinkle and Flint paint together.
They paint pictures of Star and Twig.
'I like playschool now!' says Twinkle.
'Me too!' says Flint.



Let's play today


Let's play today.
Let's play today.
At playschool,
At playschool,
I want to play.

Let's paint, let's play
At playschool today.
At playschool,
At playschool,
I want to play.

Let's play today.
Let's play today.
At playschool,
At playschool,
I want to play.

At playtime, Rocket, Star, Twig and Melody
all play football together.
Twinkle and Flint play football too.
'Goal!' calls Flint.

Star's Mummy, Granny and Grandad arrive.
'Do you like playschool?' asks Granny.
'Oh yes, playschool's great!' says Twinkle.
'And my sister's great too!'



Playtime B © Oxford University Press



Playtime










My first day

Lesson 5



Let's take a family photo!

2



8



Look out, Rocket!

Lesson 1



Page 1

It's playtime. Rocket is playing with Monkey.
Monkey swings round and round and round.
'Look out, Rocket!' calls Star.
But it's too late.

Page 2

Oh no! Monkey's tail hits the robot.
It falls off the shelf and crashes down.
Crash crash! Bang bang!
'Beep! Beep! Beepoooooop!' it says.



Swing swing

Rocket swings his monkey round,
Round and round and round.
Robot crashes to the ground,
Down and down and down!

Swing swing! Hee hee!
Monkey's swinging round!
Crash crash! Bang bang!
Robot's on the ground.

[Repeat]

Page 3

Oh dear, the robot's broken.
'Oh no! I'm sorry!' says Rocket.
'Don't worry, we can help you,' says Star.

'The head and the body are OK!' says Twig.

Page 4

Twig puts on the robot's legs.
'Click click!'
And Star puts on the robot's arms.
'Click click!'

Page 5

Melody puts on the robot's hands.
'Click click!'
And Rocket puts on the robot's feet.
'Click click!'

Page 6



'Hmm,' says Rocket. 'The robot looks funny!'
'Hee hee!' laughs Twig.
'I know. The robot's hands and feet are mixed up!'

Page 7

'I can fix it,' says Star. 'Look!
Click! Click! Click! Click!'
'Thank you,' says Rocket. 'But does it work?'
'Let's see,' says Twig.

Page 8

Rocket presses the red button on the robot.
'Beep! Beep! Beep!' says the robot.
'Hurray! It works,' say the children.
'Beep! Beep! Beep!'





Look out, Rocket!

Lesson 2



Page 1

It's playtime. Rocket is playing with Monkey.
Monkey swings round and round and round.
'Look out, Rocket!' calls Star.
But it's too late.

Page 2

Oh no! Monkey's tail hits the robot.
It falls off the shelf and crashes down.
Crash crash! Bang bang!
'Beep! Beoop! Beooooooop!' it says.



Swing swing

Rocket swings his monkey round,
Round and round and round.
Robot crashes to the ground,
Down and down and down!

Swing swing! Hee hee!
Monkey's swinging round!
Crash crash! Bang bang!
Robot's on the ground.

[Repeat]

Page 3

Oh dear, the robot's broken.
'Oh no! I'm sorry!' says Rocket.
'Don't worry, we can help you,' says Star.
'The head and the body are OK!' says Twig.

Page 4

Twig puts on the robot's legs.
'Click click!'
And Star puts on the robot's arms.
'Click click!'

Page 5

Melody puts on the robot's hands.
'Click click!'
And Rocket puts on the robot's feet.
'Click click!'

Page 6

'Hmm,' says Rocket. 'The robot looks funny!'
'Hee hee!' laughs Twig.
'I know. The robot's hands and feet are mixed up!'

Page 7

'I can fix it,' says Star. 'Look!
Click! Click! Click! Click!'
'Thank you,' says Rocket. 'But does it work?'
'Let's see,' says Twig.

Page 8

Rocket presses the red button on the robot.
'Beep! Beep! Beep!' says the robot.
'Hurray! It works,' say the children.
'Beep! Beep! Beep!'





Look out, Rocket!

Lesson 3























Move your body

Clap your hands.
Clap! Clap! Clap!
Stamp your feet.
Stamp! Stamp! Stamp!
Nod your head.
Nod! Nod! Nod!
Move your body with me! Ooh!

Wave your arms.
Wave! Wave! Wave!
Shake your legs.
Shake! Shake! Shake!
Clap your hands.
Clap! Clap! Clap!
Move your body with me! Ooh!

[Repeat]





Look out, Rocket!

Lesson 4



It's playtime. Rocket is playing with Monkey.
Monkey swings round and round and round.
'Look out, Rocket!' calls Star.
But it's too late.

Oh no! Monkey's tail hits the robot.
It falls off the shelf and crashes down.
Crash crash! Bang bang!
'Beep! Beoop! Beeoooooop!' it says.



Swing swing

Rocket swings his monkey round,
Round and round and round.
Robot crashes to the ground,
Down and down and down!

Swing swing! Hee hee!
Monkey's swinging round!
Crash crash! Bang bang!
Robot's on the ground.

[Repeat]

Oh dear, the robot's broken.
'Oh no! I'm sorry!' says Rocket.
'Don't worry, we can help you,' says Star.
'The head and the body are OK!' says Twig.

Twig puts on the robot's legs.

'Click click!'

And Star puts on the robot's arms.

'Click click!'

Melody puts on the robot's hands.

'Click click!'

And Rocket puts on the robot's feet.

'Click click!'

'Hmm,' says Rocket. 'The robot looks funny!'

'Hee hee!' laughs Twig.

'I know. The robot's hands and feet are mixed up!'

'I can fix it,' says Star. 'Look!

Click! Click! Click! Click!'

'Thank you,' says Rocket. 'But does it work?'




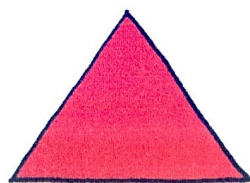











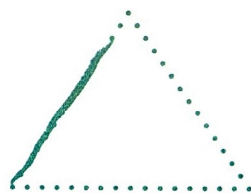
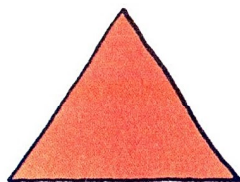

'Let's see,' says Twig.

Rocket presses the red button on the robot.

'Beep! Beep! Beep!' says the robot.

'Hurray! It works,' say the children.

'Beep! Beep! Beep!'



Playtime B © Oxford University Press



Playtime





Look out, Rocket!

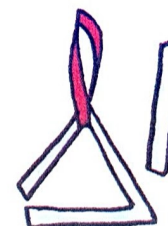
Lesson 5



Let's make a robot!



3





3

It's too noisy!

Lesson 1



Page 1

'Hello everyone,' says the teacher.
'This is Mrs Pen, our head teacher.
Let's play a song for her!'
'Yippee!' say the children.

Page 2

So they all try to play a song together.
Ting! Bang! Toot toot! Plinkety plonk!
But oh dear! It's too noisy!

Page 3

'Stop! Stop! Stop!' says Melody.
'It's too noisy. Let's try again.'
'Yes, good idea Melody,' says the teacher.

Page 4

'Twig, the trumpet's too noisy.
Try a shaker,' says Melody.
Shake! Shake! Shake!
'OK,' says Twig. 'I'll try.'

Page 5

'Rocket, the drum's too noisy.
Play it like this,' says Melody.
Bang! Bang! Bang!
'OK,' says Rocket. 'I'll try.'

Page 6

'Star, the triangle's too noisy.
Play it like this,' says Melody.
Ting! Ting! Ting!
'OK,' says Star. 'I'll try.'

Page 7

Melody plays the piano. Plinkety plonk!
And the teacher plays the guitar. Twang!
'Ready? Let's play!' says the teacher.



Shake, bang, ting!

1, 2, 3.
We can shake, shake, shake.
4, 5, 6.
We can ting, ting, ting.
7, 8.
We can bang, bang, bang.
9, 10.
We can, shake, bang, ting,
Twang!

[Repeat]

Page 8

'That's much better!' says Melody.
Mrs Pen claps and says, 'Great!'
The teacher says, 'Well done, everybody!'
And the children say, 'Thank you, Melody!'





It's too noisy!

Lesson 2



Page 1

'Hello everyone,' says the teacher.
'This is Mrs Pen, our head teacher.
Let's play a song for her!'
'Yippee!' say the children.

Page 2

So they all try to play a song together.
Ting! Bang! Toot toot! Plinkety plonk!
But oh dear! It's too noisy!

Page 3

'Stop! Stop! Stop!' says Melody.
'It's too noisy. Let's try again.'
'Yes, good idea Melody,' says the teacher.

Page 4

'Twig, the trumpet's too noisy.
Try a shaker,' says Melody.
Shake! Shake! Shake!
'OK,' says Twig. 'I'll try.'

Page 5

'Rocket, the drum's too noisy.
Play it like this,' says Melody.
Bang! Bang! Bang!
'OK,' says Rocket. 'I'll try.'

Page 6

'Star, the triangle's too noisy.
Play it like this,' says Melody.
Ting! Ting! Ting!
'OK,' says Star. 'I'll try.'

Page 7

Melody plays the piano. Plinkety plonk!
And the teacher plays the guitar. Twang!
'Ready? Let's play!' says the teacher.



Shake, bang, ting!

1, 2, 3.
We can shake, shake, shake.
4, 5, 6.
We can ting, ting, ting.
7, 8.
We can bang, bang, bang.
9, 10.
We can, shake, bang, ting,
Twang!

[Repeat]

Page 8

'That's much better!' says Melody.
Mrs Pen claps and says, 'Great!'
The teacher says, 'Well done, everybody!'
And the children say, 'Thank you, Melody!'







3 It's too noisy!

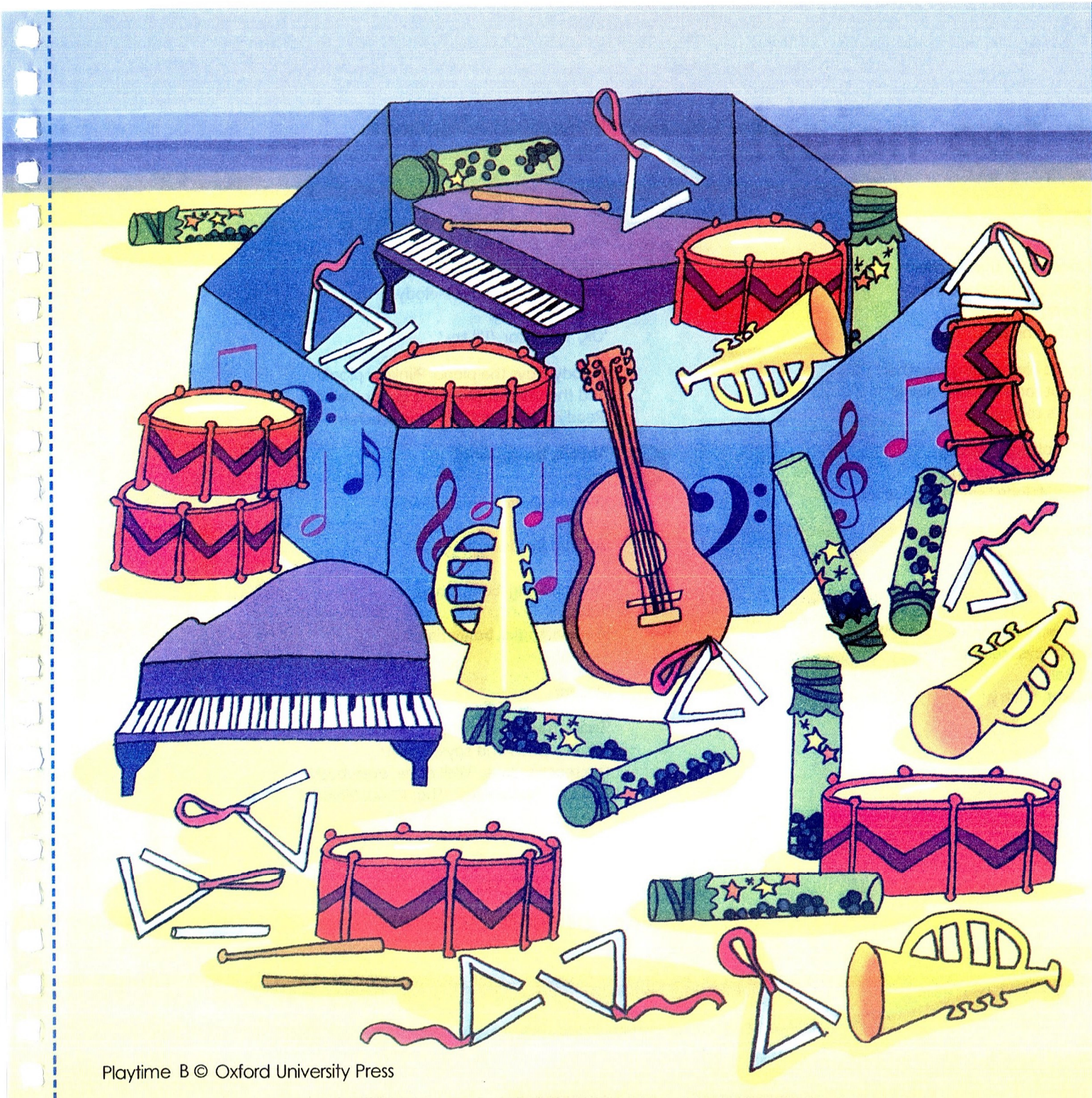
Lesson 3





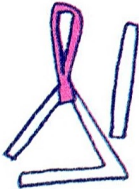



Play the piano

Play the trumpet.
Bang the drum.
Play the triangle.
Ting, ting, ting!
Shake the shaker.
Play the guitar.
Play the piano,
And sing, sing, sing!

[Repeat]



- 
- 
- 
- 
- 
- 



It's too noisy!

Lesson 4



'Hello everyone,' says the teacher.
'This is Mrs Pen, our head teacher.
Let's play a song for her!'
'Yippee!' say the children.

So they all try to play a song together.
Ting! Bang! Toot toot! Plinkety plonk!
But oh dear! It's too noisy!

'Stop! Stop! Stop!' says Melody.
'It's too noisy. Let's try again.'
'Yes, good idea Melody,' says the teacher.

'Twig, the trumpet's too noisy.
Try a shaker,' says Melody.
Shake! Shake! Shake!
'OK,' says Twig. 'I'll try.'

'Rocket, the drum's too noisy.
Play it like this,' says Melody.
Bang! Bang! Bang!
'OK,' says Rocket. 'I'll try.'

'Star, the triangle's too noisy.
Play it like this,' says Melody.
Ting! Ting! Ting!
'OK,' says Star. 'I'll try.'

Melody plays the piano. Plinkety plonk!
And the teacher plays the guitar. Twang!
'Ready? Let's play!' says the teacher.


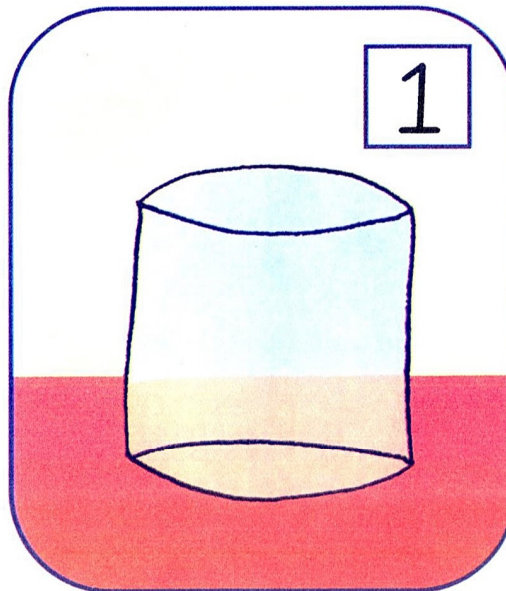
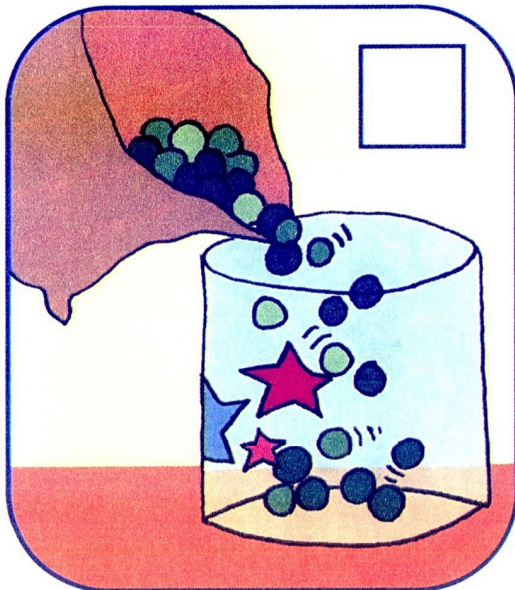

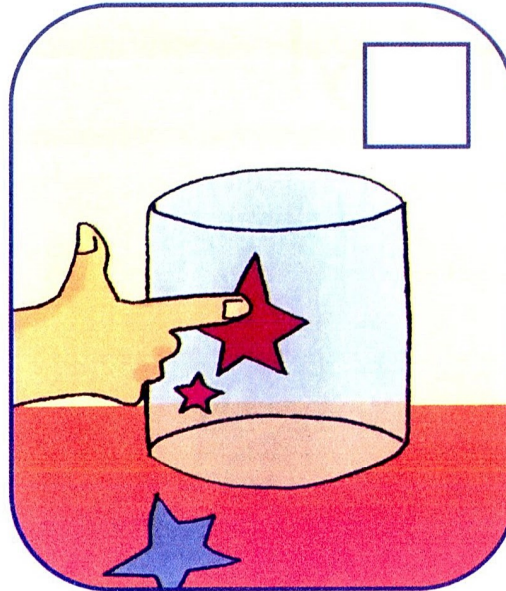


Shake, bang, ting!

1, 2, 3.
We can shake, shake, shake.
4, 5, 6.
We can ting, ting, ting.
7, 8.
We can bang, bang, bang.
9, 10.
We can, shake, bang, ting,
Twang!

[Repeat]

'That's much better!' says Melody.
Mrs Pen claps and says, 'Great!'
The teacher says, 'Well done, everybody!'
And the children say, 'Thank you, Melody!'



Playtime B © Oxford University Press


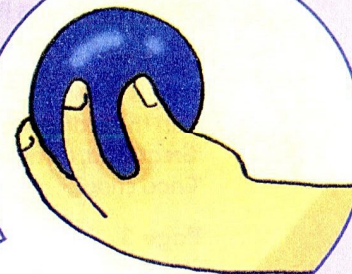




It's too noisy!

Lesson 5



Let's make some noise!





Beep beep! Choo choo!

Lesson 1



Page 1

It's playtime.

Rocket and Monkey are playing with the train.
'Choo choo!' says Rocket. 'I like trains.'

Page 2

Twig is playing with the teddy.

'Can the teddy ride in the train?' he asks.
'Great idea, climb in!' says Rocket.
'Choo choo!'

Page 3

Star is playing with the car.

Melody is playing with the doll.
'Can the doll ride in the car?' asks Melody.
'Climb in!' says Star. 'Beep beep!'



Let's go for a ride

Let's go for a ride in the car!
Beep beep!
Beep beep!
Let's go for a ride in the car!
Beep beep!
Beep beep!

Let's go for a ride in the train!
Choo choo!
Choo choo!
Let's go for a ride in the train!
Choo choo!
Choo choo!

[Repeat]

Page 4

'Beep beep!' says Star.
'Choo choo!' says Rocket.
'Watch out!' calls Twig.
'Watch out!' calls Melody.

Page 5

But the train crashes into the table.
'Oh no! A wheel's broken,' says Rocket.
'What can we do?' he asks.
'Let's look for a new wheel,' says Star.

Page 6




So the children look for a new wheel.
Twig finds a blue ball.
'What about this ball?' he asks.
'No, it's too big,' says Star.

Page 7

'I know,' says Star. 'What about my yo-yo?'
'But is it too small?' asks Rocket.
'Let's see,' says Star.

Page 8

'Great! It fits! Thank you, Star,' says Rocket.
'Now let's play again!' says Star.
And off they go again.
'Beep beep! Choo choo!'





4 Beep beep! Choo choo!

Lesson 2



Page 1

It's playtime.
Rocket and Monkey are playing with the train.
'Choo choo!' says Rocket. 'I like trains.'

Page 2

Twig is playing with the teddy.
'Can the teddy ride in the train?' he asks.
'Great idea, climb in!' says Rocket.
'Choo choo!'

Page 3

Star is playing with the car.
Melody is playing with the doll.
'Can the doll ride in the car?' asks Melody.
'Climb in!' says Star. 'Beep beep!'



Let's go for a ride

Let's go for a ride in the car!
Beep beep!
Beep beep!
Let's go for a ride in the car!
Beep beep!
Beep beep!

Let's go for a ride in the train!
Choo choo!
Choo choo!
Let's go for a ride in the train!
Choo choo!
Choo choo!

[Repeat]

Page 4

'Beep beep!' says Star.
'Choo choo!' says Rocket.
'Watch out!' calls Twig.
'Watch out!' calls Melody.

Page 5

But the train crashes into the table.
'Oh no! A wheel's broken,' says Rocket.
'What can we do?' he asks.
'Let's look for a new wheel,' says Star.

Page 6

So the children look for a new wheel.
Twig finds a blue ball.
'What about this ball?' he asks.
'No, it's too big,' says Star.

Page 7

'I know,' says Star. 'What about my yo-yo?'
'But is it too small?' asks Rocket.
'Let's see,' says Star.

Page 8

'Great! It fits! Thank you, Star,' says Rocket.
'Now let's play again!' says Star.
And off they go again.
'Beep beep! Choo choo!'



Beep beep! Choo choo!



Lesson 3














I'm ready to play

I've got a train and a doll so I'm ready,
I'm ready, I'm ready to play.
I've got a car and a ball so I'm ready,
I'm ready, I'm ready to play.

Let's play with a yo-yo,
Let's go, let's play!
Let's play with a teddy,
I'm ready to play!

[Repeat]







Beep beep! Choo choo!

Lesson 4



It's playtime.
Rocket and Monkey are playing with the train.
'Choo choo!' says Rocket. 'I like trains.'

Twig is playing with the teddy.
'Can the teddy ride in the train?' he asks.
'Great idea, climb in!' says Rocket.
'Choo choo!'

Star is playing with the car.
Melody is playing with the doll.
'Can the doll ride in the car?' asks Melody.
'Climb in!' says Star. 'Beep beep!'



Let's go for a ride

Let's go for a ride in the car!
Beep beep!
Beep beep!
Let's go for a ride in the car!
Beep beep!
Beep beep!

Let's go for a ride in the train!
Choo choo!
Choo choo!
Let's go for a ride in the train!
Choo choo!
Choo choo!

[Repeat]

'Beep beep!' says Star.
'Choo choo!' says Rocket.
'Watch out!' calls Twig.
'Watch out!' calls Melody.





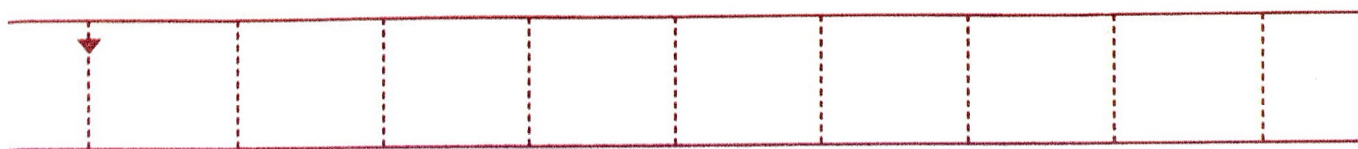


But the train crashes into the table.
'Oh no! A wheel's broken,' says Rocket.
'What can we do?' he asks.
'Let's look for a new wheel,' says Star.

So the children look for a new wheel.
Twig finds a blue ball.
'What about this ball?' he asks.
'No, it's too big,' says Star.

'I know,' says Star. 'What about my yo-yo?'
'But is it too small?' asks Rocket.
'Let's see,' says Star.

'Great! It fits! Thank you, Star,' says Rocket.
'Now let's play again!' says Star.
And off they go again.
'Beep beep! Choo choo!'





Playtime B © Oxford University Press



Playtime





Beep beep! Choo choo!


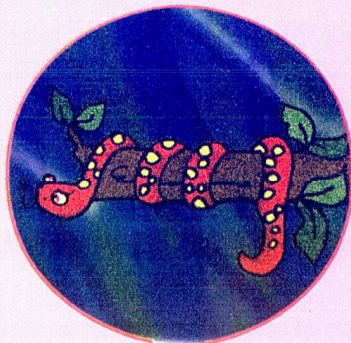

Lesson 5



Let's play with transport toys!



5





Is it a monster?

Lesson 1



Page 1

Today, the children are at the zoo.
'Where are the monkeys?' asks Rocket.
'I don't know,' says Star.
'Let's look!' says Rocket.

Page 2

'Ooh! What's that?' asks Rocket.
'I can see a tail,' says Star.
'I can see a tail there too!' says Melody.
'Are they monkeys?' asks Rocket.

Page 3

'No!' says Star. 'That's a tiger!'
'Eek! And that's a snake!' says Twig.
'Grrr!' says the tiger. 'Sss!' says the snake.
'Oh,' says Rocket. 'They're not monkeys.'

Page 4

'Ooh! What's that?' asks Rocket.
'I can see some eyes,' says Melody.
'I can see some eyes there too!' says Twig.
'Are they monkeys?' asks Rocket.

Page 5

'No! Hee hee!' says Melody. 'That's a giraffe!'
'And that's a zebra!' says Star.
'Oh yes!' says Twig. 'Hee hee!'
'Oh,' says Rocket. 'They're not monkeys.'

Page 6

'Ooh! What's that?' asks Twig.
'Well, it's not a monkey,' says Rocket.
'It's too big!'
'Oh no! Is it a monster?' asks Melody.



In the zoo

Oo Oo Oo Oo!

In the zoo.

Oo Oo Oo Oo!

In the zoo.

There are tigers and zebras

And monkeys too!

In the zoo.

In the zoo.

But oh oh!

Can you see?

But oh oh!

Can you see?

Is that a monster

Looking at me?

Oo Oo Oo Oo!

In the zoo.

Oo Oo Oo Oo!

In the zoo.

There are tigers and zebras

And monkeys too!

In the zoo.

In the zoo.



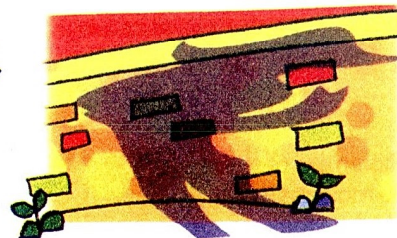

Ooooooooo!

Page 7

'Hee hee! It's not a monster!' says Star.
'It's an elephant and a bird.'
'But where are the monkeys?' asks Rocket.
'I can show you,' says the zookeeper.

Page 8

'Here are the monkeys!' says the zookeeper.
'And here's my monkey, her name is Cuddles.'
'Wow!' says Rocket.
'You've got a monkey too!'





Is it a monster?

Lesson 2



Page 1

Today, the children are at the zoo.
'Where are the monkeys?' asks Rocket.
'I don't know,' says Star.
'Let's look!' says Rocket.

Page 2

'Ooh! What's that?' asks Rocket.
'I can see a tail,' says Star.
'I can see a tail there too!' says Melody.
'Are they monkeys?' asks Rocket.

Page 3

'No!' says Star. 'That's a tiger!'
'Eek! And that's a snake!' says Twig.
'Grrr!' says the tiger. 'Sss!' says the snake.
'Oh,' says Rocket. 'They're not monkeys.'

Page 4

'Ooh! What's that?' asks Rocket.
'I can see some eyes,' says Melody.
'I can see some eyes there too!' says Twig.
'Are they monkeys?' asks Rocket.

Page 5

'No! Hee hee!' says Melody. 'That's a giraffe!'
'And that's a zebra!' says Star.
'Oh yes!' says Twig. 'Hee hee!'
'Oh,' says Rocket. 'They're not monkeys.'

Page 6

'Ooh! What's that?' asks Twig.
'Well, it's not a monkey,' says Rocket.
'It's too big!'
'Oh no! Is it a monster?' asks Melody.



In the zoo

Oo Oo Oo Oo!

In the zoo,

Oo Oo Oo Oo!

In the zoo,

There are tigers and zebras

And monkeys too!

In the zoo,

In the zoo.

But oh oh!

Can you see?

But oh oh!

Can you see?

Is that a monster

Looking at me?

Oo Oo Oo Oo!

In the zoo,

Oo Oo Oo Oo!

In the zoo,

There are tigers and zebras

And monkeys too!

In the zoo,

In the zoo.

Ooooooooo!




Page 7

'Hee hee! It's not a monster!' says Star.
'It's an elephant and a bird.'
'But where are the monkeys?' asks Rocket.
'I can show you,' says the zookeeper.

Page 8

'Here are the monkeys!' says the zookeeper.
'And here's my monkey, her name is Cuddles.'
'Wow!' says Rocket.
'You've got a monkey too!'







5 Is it a monster?

Lesson 3




Animals

Do do do.
I'm a tiger.
Do bee do bee do.
I'm a bird.
Do bee do bee do.
I'm a snake.
Do bee do bee do.
I'm an elephant.
Do do do.

Animals! Animals!
Do bee do bee do bee do!
Animals! Animals!
Do bee do bee do bee do do!

I'm a zebra.
Do bee do bee do.
I'm a giraffe.
Do bee do bee do.
I'm a monkey.
Do bee do bee do.
Sing with me,
Do do do!





Is it a monster?

Lesson 4



Today, the children are at the zoo.
'Where are the monkeys?' asks Rocket.
'I don't know,' says Star.
'Let's look!' says Rocket.

'Ooh! What's that?' asks Rocket.
'I can see a tail,' says Star.
'I can see a tail there too!' says Melody.
'Are they monkeys?' asks Rocket.

'No!' says Star. 'That's a tiger!'
'Eek! And that's a snake!' says Twig.
'Grrr!' says the tiger. 'Sss!' says the snake.
'Oh,' says Rocket. 'They're not monkeys.'

'Ooh! What's that?' asks Rocket.
'I can see some eyes,' says Melody.
'I can see some eyes there too!' says Twig.
'Are they monkeys?' asks Rocket.

'No! Hee hee!' says Melody. 'That's a giraffe!'
'And that's a zebra!' says Star.
'Oh yes!' says Twig. 'Hee hee!'
'Oh,' says Rocket. 'They're not monkeys.'

'Ooh! What's that?' asks Twig.
'Well, it's not a monkey,' says Rocket.
'It's too big!'
'Oh no! Is it a monster?' asks Melody.



In the zoo

Oo Oo Oo Oo!

In the zoo,

Oo Oo Oo Oo!

In the zoo,

There are tigers and zebras

And monkeys too!

In the zoo,

In the zoo.

But oh oh!

Can you see?

But oh oh!

Can you see?

Is that a monster

Looking at me?

Oo Oo Oo Oo!

In the zoo,

Oo Oo Oo Oo!

In the zoo,

There are tigers and zebras

And monkeys too!





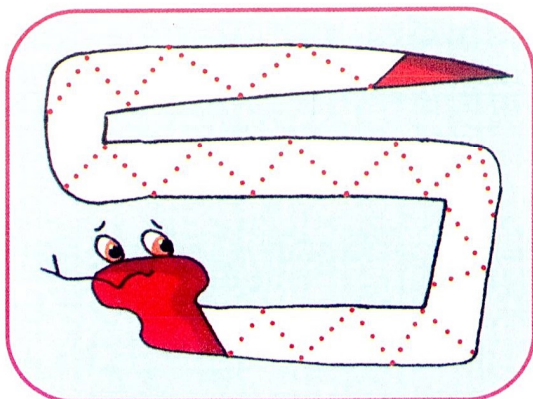
In the zoo,

In the zoo.

Ooooooo!

'Hee hee! It's not a monster!' says Star.
'It's an elephant and a bird.'
'But where are the monkeys?' asks Rocket.
'I can show you,' says the zookeeper.

'Here are the monkeys!' says the zookeeper.
'And here's my monkey, her name is Cuddles.'
'Wow!' says Rocket.
'You've got a monkey too!'



Playtime B © Oxford University Press



Playtime



27







5

Is it a monster?

Lesson 5



Let's visit the zoo!





I love nuts!

Lesson 1



Page 1

It's the last day of term at playschool.
'Today's a special day,' says the teacher.
'We're going to have a picnic.'
'Great!' say the children. 'A picnic.'

Page 2

'Can you help me take the food to the picnic table?' asks the teacher.
'OK,' says Star. So Star takes the sandwiches.
'Yum yum,' says Twig. 'I'm hungry!'

Page 3

Melody takes the cheese and tomatoes.
Rocket takes the biscuits.
The teacher takes the juice.
'Great,' says Twig. 'I'm thirsty!'

Page 4

'What have you got, Twig?' asks Rocket.
'I've got a bag of nuts,' says Twig.
'I love nuts!'
'Me too,' says Rocket.

Page 5

But oh dear! There's a hole in the bag.
'Watch out!' calls Star.
'The nuts are falling on the ground.'
'Oh no,' says Twig. 'And I'm so hungry!'

Page 6

The birds are eating the nuts.
'Look,' says Melody. 'The birds are hungry too.'
'Oh yes,' says Twig.
'And they like nuts! Hee hee!'



Tweet, tweet!

Look at the birds,
Tweet tweet!
They're sweet,
Tweet tweet!
They're flying down to eat,
Tweet tweet!




Look at the birds,
Tweet tweet!
They're sweet,
Tweet tweet!
They're flying down to eat,
Tweet tweet!

Page 7

'I know, the birds can have a picnic too.
Here you are,' says Twig.
'The birds are happy now, but I'm still hungry!
Is our picnic ready yet?' asks Twig.

Page 8

'Yes, come to the picnic table, children.
Our picnic is ready,' calls the teacher.
'A picnic for everyone!' says Twig.
'I love picnics. Yum yum!'





I love nuts!

Lesson 2



Page 1

It's the last day of term at playschool.
'Today's a special day,' says the teacher.
'We're going to have a picnic.'
'Great!' say the children. 'A picnic.'

Page 2

'Can you help me take the food to the picnic table?' asks the teacher.
'OK,' says Star. So Star takes the sandwiches.
'Yum yum,' says Twig. 'I'm hungry!'

Page 3

Melody takes the cheese and tomatoes.
Rocket takes the biscuits.
The teacher takes the juice.
'Great,' says Twig. 'I'm thirsty!'

Page 4

'What have you got, Twig?' asks Rocket.
'I've got a bag of nuts,' says Twig.
'I love nuts!'
'Me too,' says Rocket.

Page 5

But oh dear! There's a hole in the bag.
'Watch out!' calls Star.
'The nuts are falling on the ground.'
'Oh no,' says Twig. 'And I'm so hungry!'

Page 6

The birds are eating the nuts.
'Look,' says Melody. 'The birds are hungry too.'
'Oh yes,' says Twig.
'And they like nuts! Hee hee!'



Tweet, tweet!

Look at the birds,
Tweet tweet!
They're sweet,
Tweet tweet!
They're flying down to eat,
Tweet tweet!



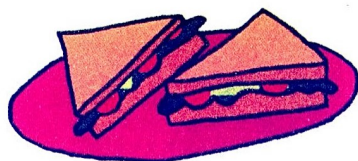




Look at the birds,
Tweet tweet!
They're sweet,
Tweet tweet!
They're flying down to eat,
Tweet tweet!

Page 7

'I know, the birds can have a picnic too.
Here you are,' says Twig.
'The birds are happy now, but I'm still hungry!
Is our picnic ready yet?' asks Twig.

Page 8

'Yes, come to the picnic table, children.
Our picnic is ready,' calls the teacher.
'A picnic for everyone!' says Twig.
'I love picnics. Yum yum!'





I love nuts!

Lesson 3



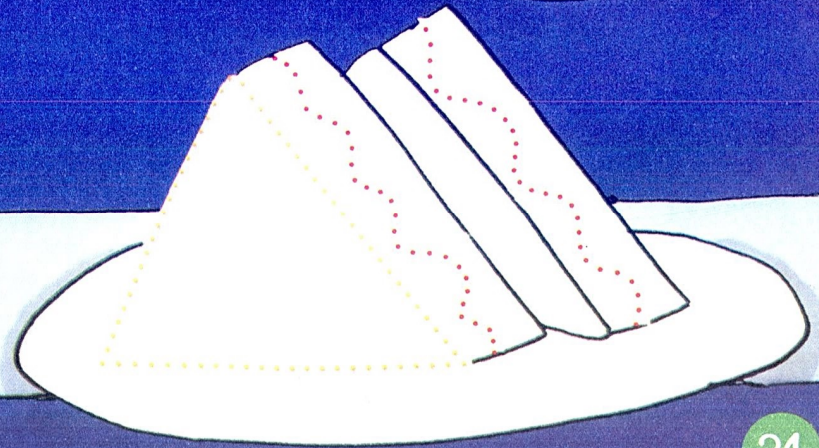
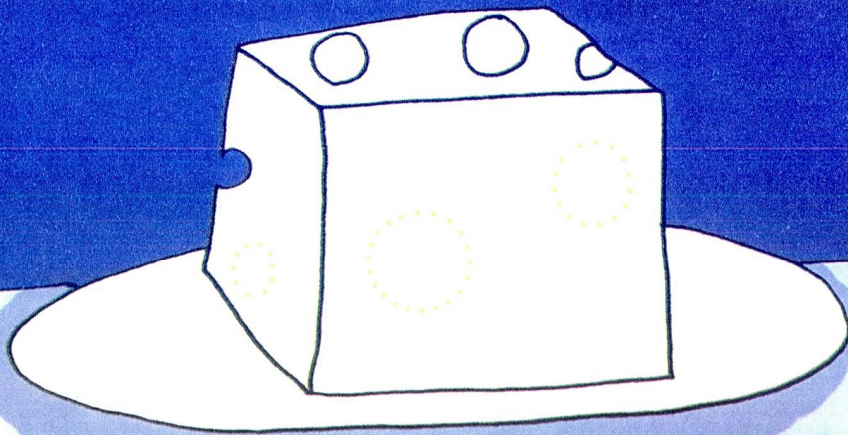
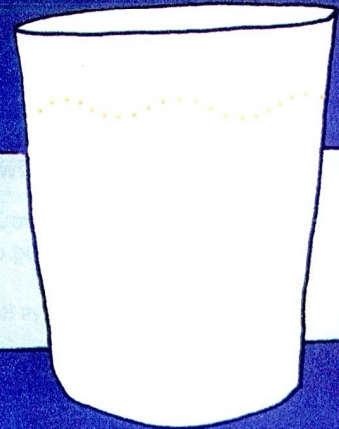
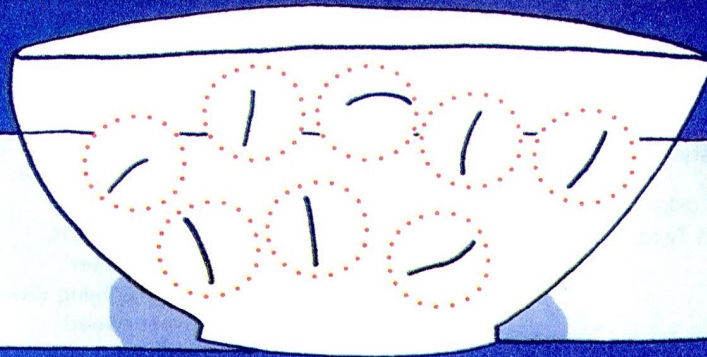
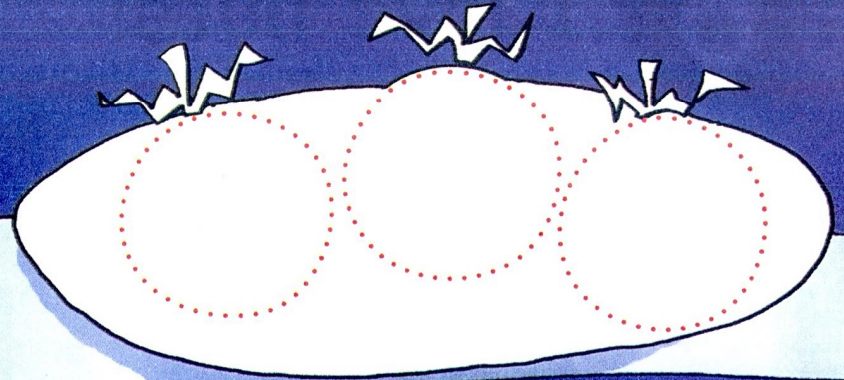

Please!

Sandwiches,
Nuts and juice,
Tomatoes and cheese!
Biscuits, mmm, biscuits!
Please, please, please!

I'm so hungry,
I'm thirsty too.
It's time for a picnic
For me and you!

I'm so hungry,
I'm thirsty too.
It's time for a picnic
For me and you!

Sandwiches,
Nuts and juice,
Tomatoes and cheese!
Biscuits, mmm, biscuits!
Please, please, please!





I love nuts!

Lesson 4



It's the last day of term at playschool.
'Today's a special day,' says the teacher.
'We're going to have a picnic.'
'Great!' say the children. 'A picnic.'

'Can you help me take the food to the picnic table?' asks the teacher.
'OK,' says Star. So Star takes the sandwiches.
'Yum yum,' says Twig. 'I'm hungry!'

Melody takes the cheese and tomatoes.
Rocket takes the biscuits.
The teacher takes the juice.
'Great,' says Twig. 'I'm thirsty!'

'What have you got, Twig?' asks Rocket.
'I've got a bag of nuts,' says Twig.
'I love nuts!'
'Me too,' says Rocket.

But oh dear! There's a hole in the bag.
'Watch out!' calls Star.
'The nuts are falling on the ground.'
'Oh no,' says Twig. 'And I'm so hungry!'

The birds are eating the nuts.
'Look,' says Melody. 'The birds are hungry too.'
'Oh yes,' says Twig.
'And they like nuts! Hee hee!'








Tweet, tweet!

Look at the birds,
Tweet tweet!
They're sweet,
Tweet tweet!
They're flying down to eat,
Tweet tweet!

Look at the birds,
Tweet tweet!
They're sweet,
Tweet tweet!
They're flying down to eat,
Tweet tweet!

'I know, the birds can have a picnic too.
Here you are,' says Twig.
'The birds are happy now, but I'm still hungry!
Is our picnic ready yet?' asks Twig.

'Yes, come to the picnic table, children.
Our picnic is ready,' calls the teacher.
'A picnic for everyone!' says Twig.
'I love picnics. Yum yum!'



Playtime B © Oxford University Press



Playtime






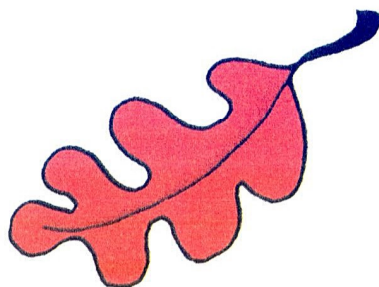



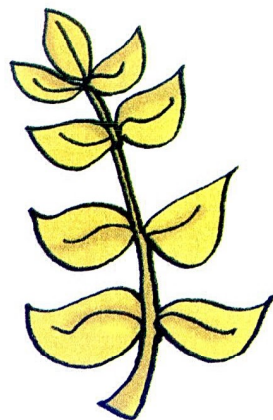
6

I love nuts!

Lesson 5



Let's prepare lunch!






Autumn

Lesson 1



It's windy!

Whoosh! Whoosh! Whoosh!
Whoosh! It's windy!
Whoosh! Whoosh! Whoosh!
The leaves fall down.
The leaves are orange, red and yellow.
Falling, falling, all around!





Merry Christmas!

Lesson 1



Ho ho ho!

Ho ho ho! Father Christmas,
Ho ho ho! In his sleigh,
Ho ho ho! Look, it's snowing!
Ho ho ho! On Christmas Day!

Ho ho ho! Father Christmas,
Ho ho ho! In his sleigh,
Ho ho ho! Merry Christmas!
Ho ho ho! It's Christmas Day!





Merry Christmas!

Lesson 2



Ho ho ho!

Ho ho ho! Father Christmas,
Ho ho ho! In his sleigh,
Ho ho ho! Look, it's snowing!
Ho ho ho! On Christmas Day!

Ho ho ho! Father Christmas,
Ho ho ho! In his sleigh,
Ho ho ho! Merry Christmas!
Ho ho ho! It's Christmas Day!



Carnival

Lesson 1



Carnival parade

Get ready, get ready,
For the carnival parade.
Dress up in lots of colours,
Shapes and flowers too.
Play some happy music
So I can dance with you!


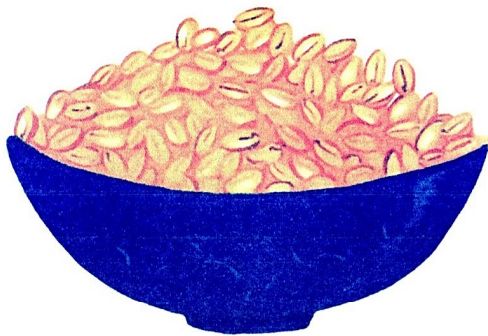

In the carnival parade,
In the carnival parade,
In the carnival parade,
In the carnival parade!


[Repeat]



Unit 6 I love nuts!




Mini flashcards






Unit 5 Is it a monster?



Mini flashcards





Unit 4 Beep beep! Choo choo!

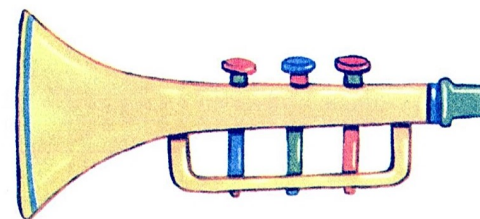


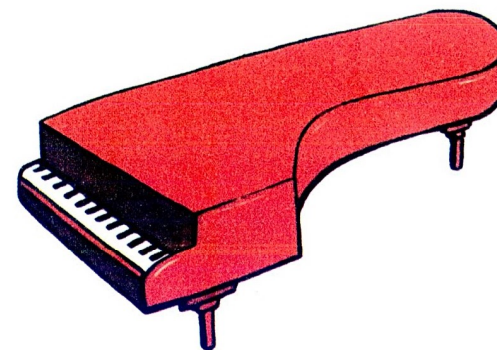
Mini flashcards






Unit 3 It's too noisy!





Mini flashcards





Unit 2 Look out, Rocket!


Mini flashcards



Unit 1 My first day

Mini flashcards

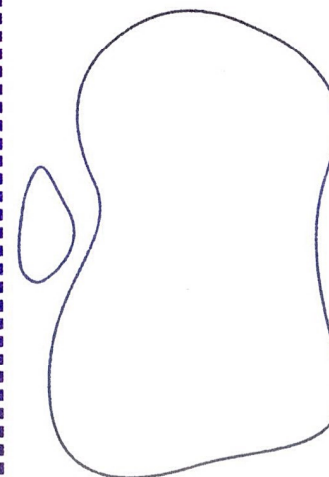



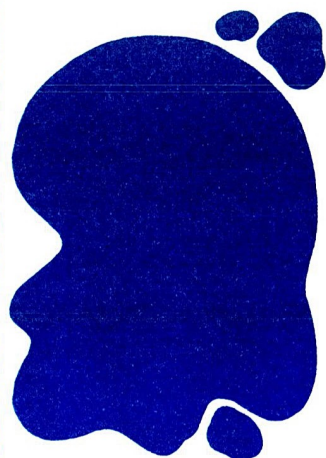





Starter Unit: It's playtime!



Mini flashcards







Unit 1 My first day



Pop-out






Unit 2 Look out, Rocket!


Pop-out







Unit 3 It's too noisy!

Pop-out










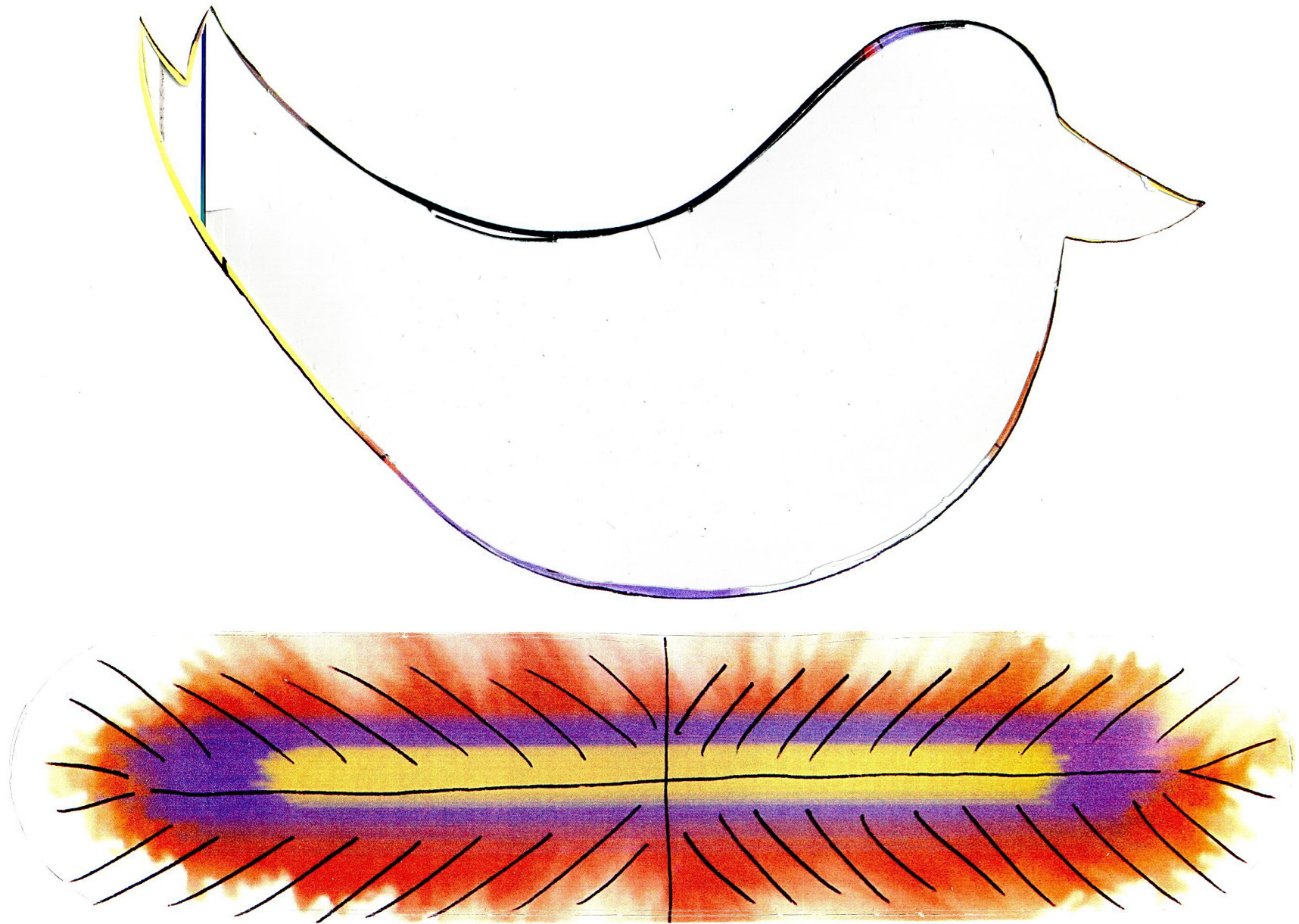


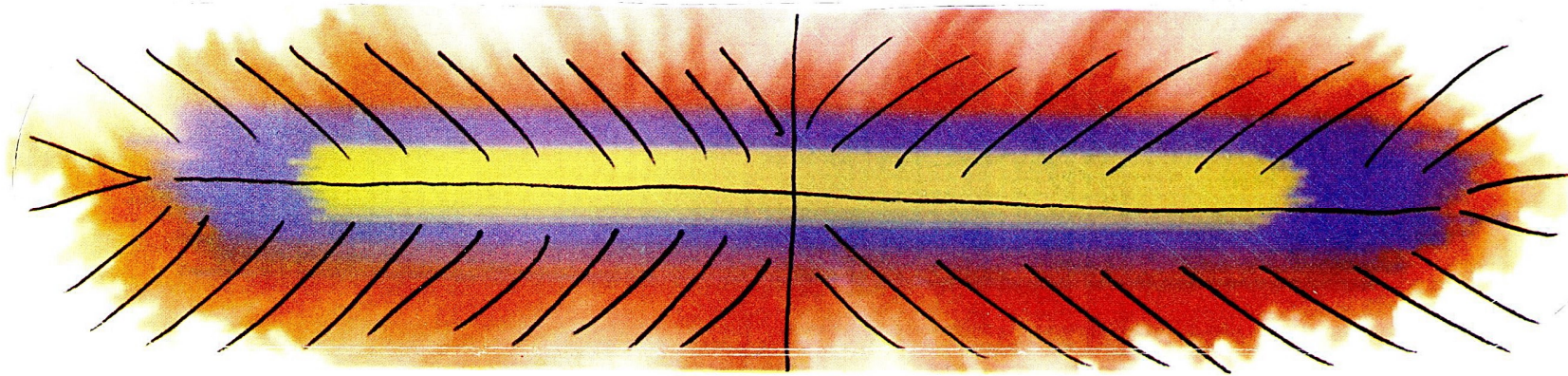

Unit 5 Is it a monster?

Pop-out











Class Book with pop-outs
and mini flashcards



Workbook
(optional)



Teacher's Book



Big Story Book

Teacher's Resource Pack



Monkey puppet




Routine poster



DVD
• All stories animated



iTools



Pocket poster



Flashcards



Audio CD



Cross-curricular
flashcards



- Parent and teacher website:
- Songs
 - Games
 - Photocopiable resources

Home-
school links

OXFORD
UNIVERSITY PRESS

irlanguage

مجمع زبان ایرانیان



Great Clarendon Street, Oxford, OX2 6DP

www.oup.com/elt

www.oup.com/elt/playtime

Clreat Clreat Clandon Stree t, OP