مرجع آموزش زبان ایرانیان
www.irLanguage.com

Pockets 3

Second Edition



Mario Herrera Barbara Hojel

PEARSON Longman

CD-ROM included

www.irLanguage.com
مرجع زبان ایرانیان

Pockets 3

Second Edition

Mario Herrera Barbara Hojel

PEARSON Longman

این مجموعه با لوگوی مرجع زبان ایرانیان
به صورت نشر برخط و حامل به ثبت رسیده است.
کپی برداری از آن خلاف قانون، شرع و اخلاق است و شامل پیگرد خواهد شد.

Contents

1 People at School 2

2 I Am Healthy 14

3 Making Toys 26

4 Our Community 38

5 Let's Go to the Farm 50

6 What People Wear 62

7 At the Restaurant 74

8 Let's Go Somewhere 86

9 Going Camping 98

1 People at School

Listen and point. Say.



A4 Listen, point, and say. Trace.

مرجع آموزش زبان ایرانیان
www.irLanguage.com



principal

secretary

gatekeeper

bus driver



cashier

music teacher

janitor

gym teacher

A7

Listen and draw a line.

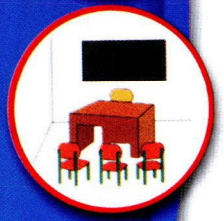









Presentation/Practice: people, places, *in*

Count, trace, and write.

10 = =

10 _____

11 _____

12 _____

13 _____

14 _____

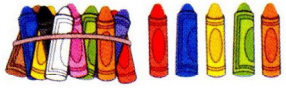 15 _____

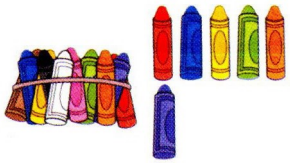 16 _____

 17 _____

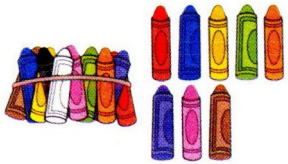 18 _____

19 _____



A11 **Listen and stick. Say.**









Practice: sounds of *l, m, f, s*

Trace and draw.

F f

L l

M m

S s

Cut and paste (page 111) and/or draw. Say.

Who do you see?

© Pearson Education, Inc. All rights reserved.

A13

Fun at School

Hands up!
Jump!
glue
crayons
glue


1 2 3 4 5
Show me five.

Clean Up

Values

Cut and paste. Say.

Project

My School Bus

Paint. Cut and paste.



A14 Listen. Point and say. Draw a line. Stick.

Unit 1
GOOD JOB!

He's the bus driver.
He drives the bus.







www.irLanguage.com

2 I Am Healthy

Listen and point. Say.



A17 Listen, point, and say. Trace.



sleeping

combining hair

exercising



eating healthy food



taking a shower

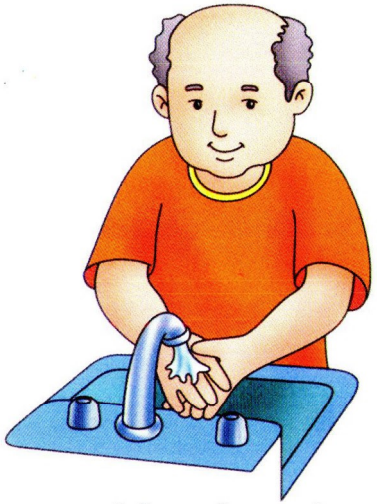

washing hands

using a tissue

brushing teeth



A20 **Listen and circle.**





They're exercising.

Presentation/Practice: actions

Count, trace, and write.

20 = =

21 _____

22 _____

 23 _____

24 _____

25 _____

26 _____

27 _____

28 _____

29 _____

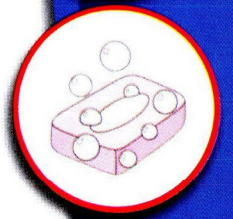

A25 **Listen and stick. Say.**





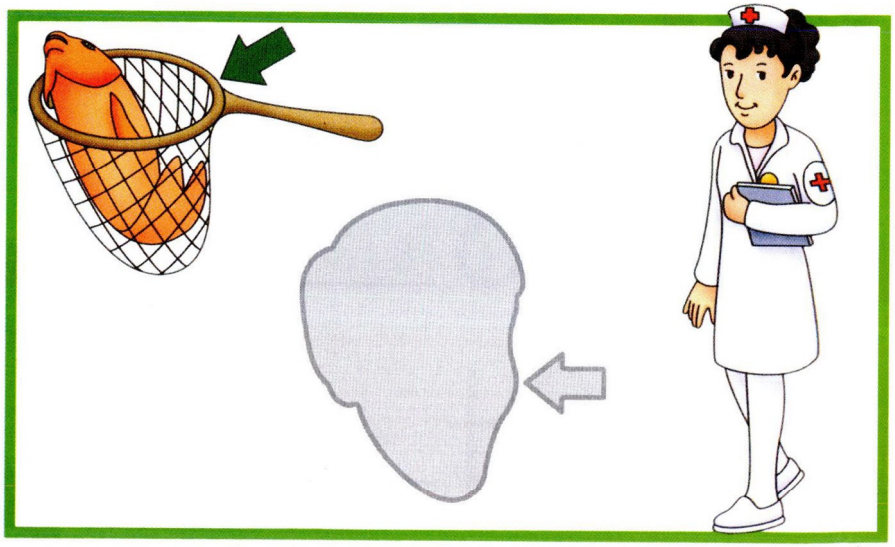

Practice: sounds of *p, t, a, n*

Trace and draw.

A a

T t

P p

N n

Cut and paste (page 113) and/or draw. Say.



© Pearson Education, Inc. All rights reserved.

A28

Be Healthy




Eat healthy food.


Exercise.

Be Considerate

Values

Connect the dots and color. Say.



مرجع آموزش زبان ایرانیان
www.irLanguage.com

Project

My Crayon Box

Cut and paste. Decorate.



Application: Make a Project

A29 Listen. Point and say. Stick.

Unit 2
GOOD JOB!

3 Making Toys

Listen and point. Say.

A32 Listen, point, and say. Trace.



boxes



paint

paintbrushes

tape



paper

markers



sticks



string



Look and color.

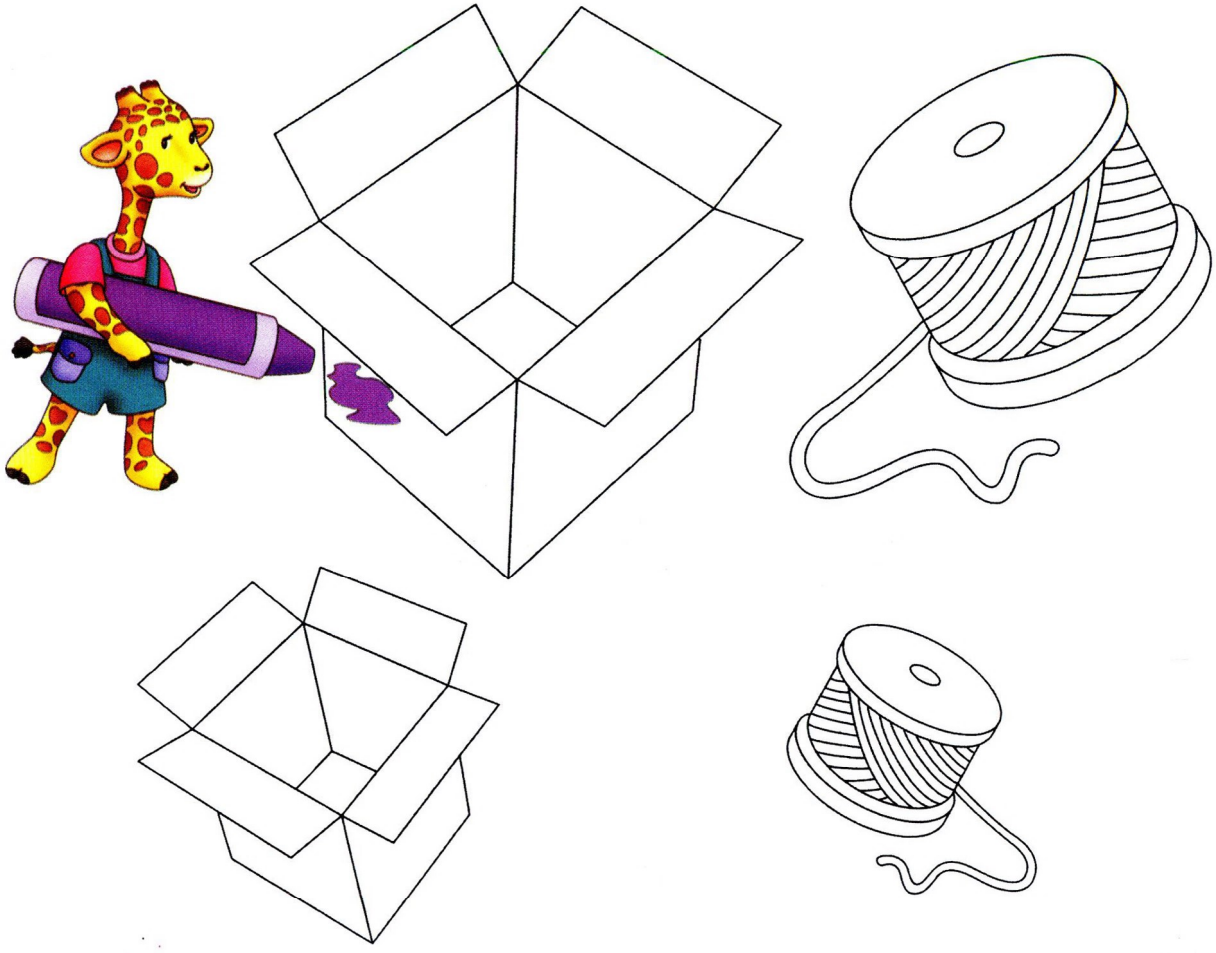

Presentation/Practice: *big, small*

Trace and draw.

30 = ||||||||| ||||||||| ||||||||| =

31

32 _____

33

34 _____

35 _____

36

37 _____

38

39 _____



A37 **Listen and stick. Say.**







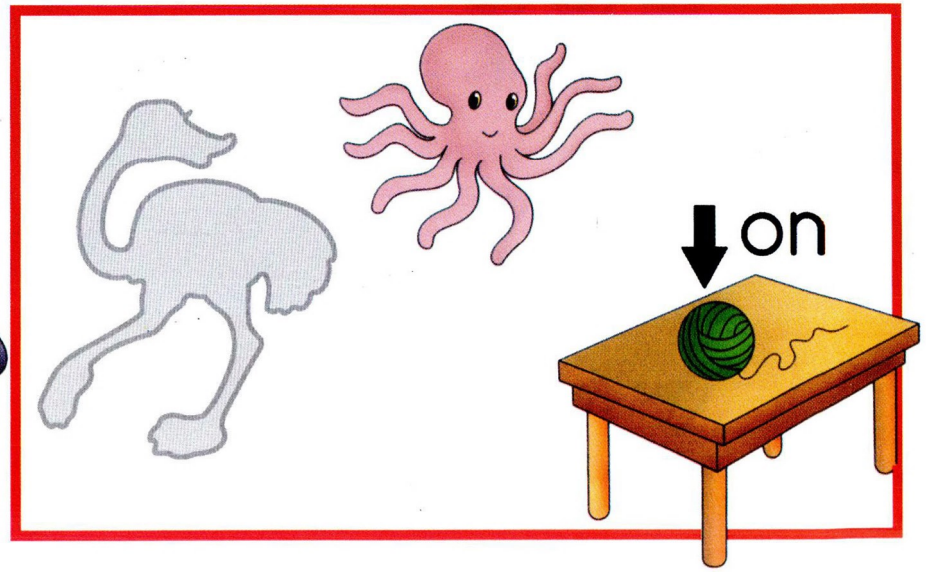

Practice: sounds of *d, e, g, o*

Trace and draw.

D d



E e

G g

O o

Cut and paste (page 115) and/or draw. Say.





© Pearson Education Inc. All rights reserved.

A39

Toys




The duck is on the octopus.
The monkey is on the duck.

Don't Be Wasteful

Values

Cut and paste. Say.

Project

My Kite

Paint and tie strings. Decorate.

A40 Listen. Point, say, and circle. Stick.

Unit 3
GOOD JOB!



4 Our Community

Listen and point. Say.

A43 Listen, point, and say. Trace.

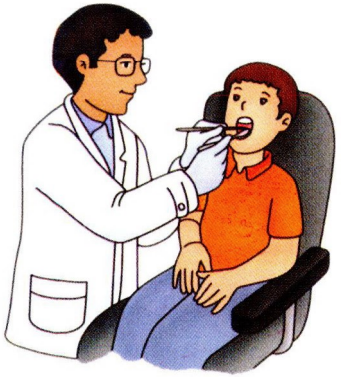

dentist

gardener

nurse

salesperson

trash collector

firefighter

police officer

doctor





A45 **Listen and draw a line.**




Presentation/Practice: *under, behind, in, in front of, next to*

Count. Trace or write.

40 =  = 



41



_____

43



_____



45



_____



_____



48



_____



A48 **Listen and stick. Say.**







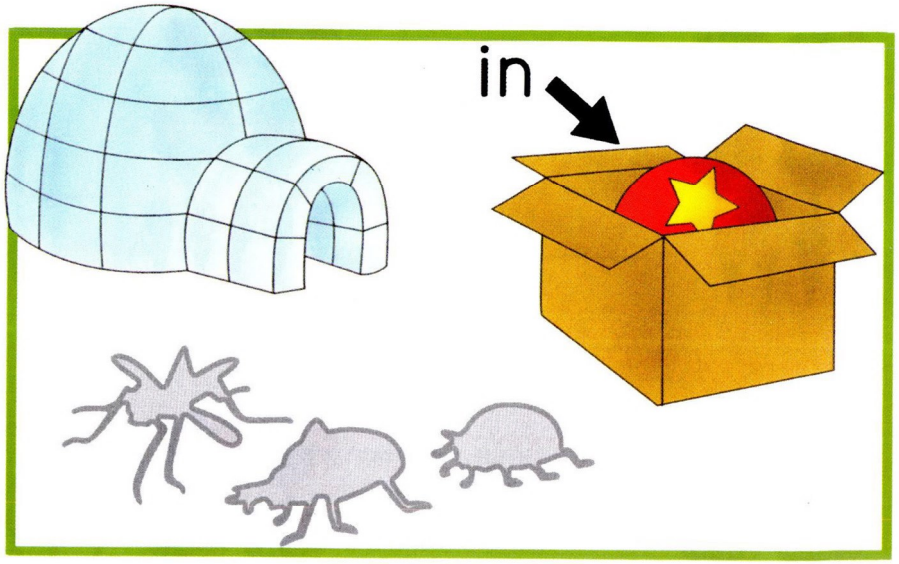

Practice: sounds of *c, u, h, i*

Trace and draw.

c

h



i

u

Cut and paste (page 117) and/or draw. Say.



مرجع زبان ایرانیان

© Pearson Education, Inc. All rights reserved.

A51

Who Can Help?

Meow!
Can you help me?
Meow!
Can you help me?

Cooperate

Values

Cut and paste. Say.

Let's work together.

مرجع آموزش زبان ایرانیان
www.irLanguage.com





Application: Do What's Right

Project

My Finger Puppets

Cut, tape, and paste. Decorate.





A53 Listen. Spin and say. Stick.

Unit 4
GOOD JOB!



Who's that?

He's the trash collector.



5 Let's Go to the Farm

Listen and point. Say.

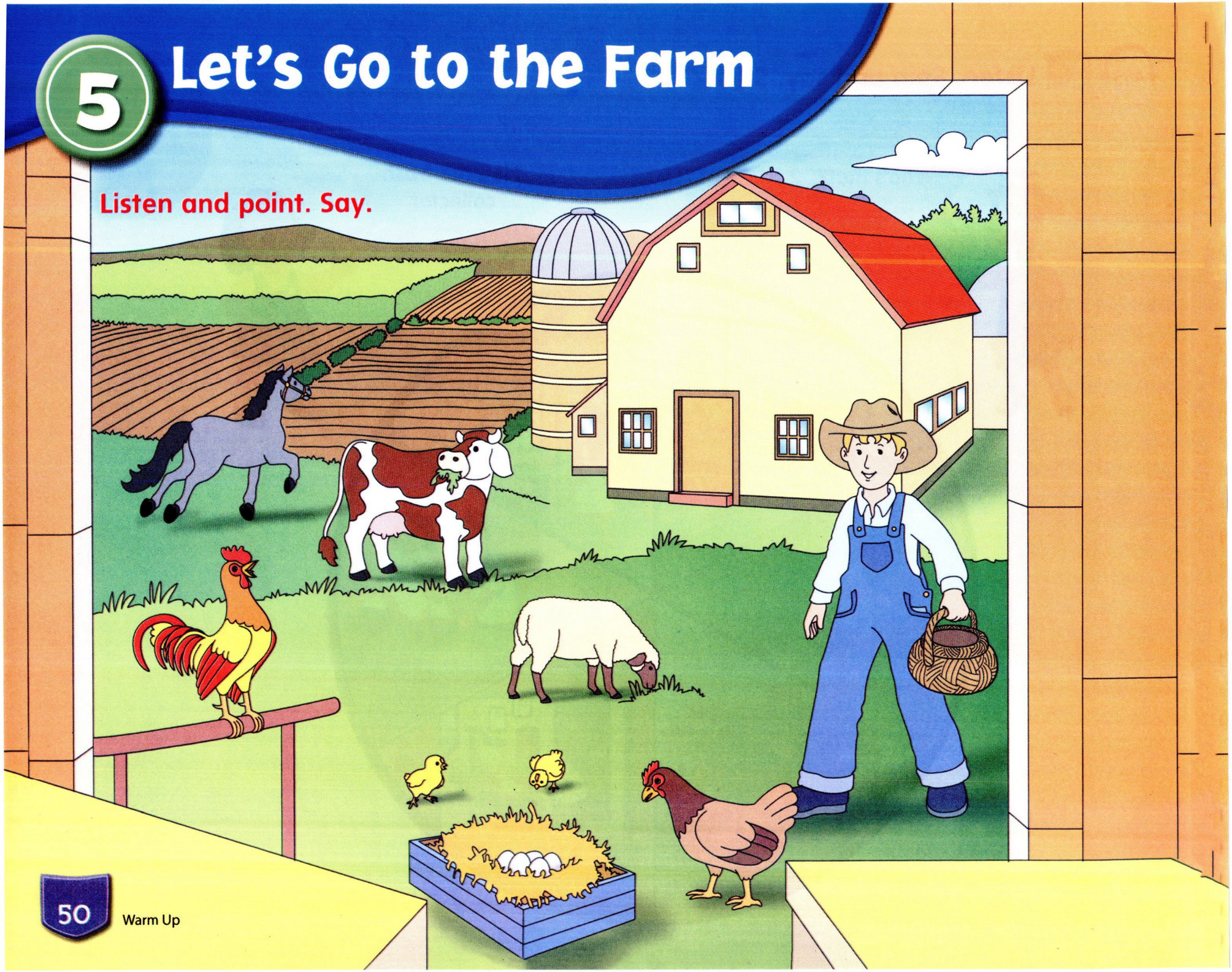

A57 Listen, point, and say. Trace.



barn



rooster



hen



cow

farmer

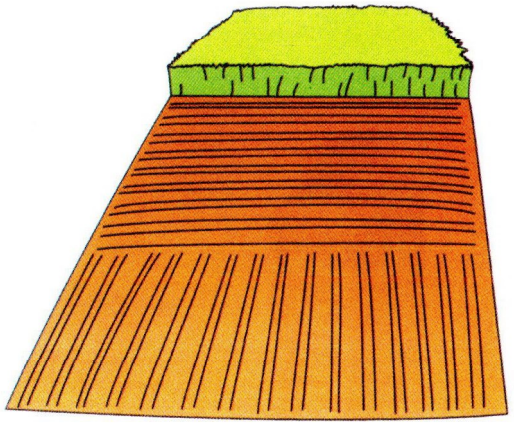

field



horse



sheep





A58 **Listen and point. Draw a line.**

1

2

3

Presentation/Practice: *morning, afternoon, night/eggs, milk, wool*

Count and write. Trace.

50 =







50 51 52 53 54 55 56 57 58 59



A62 **Listen and stick. Say.**







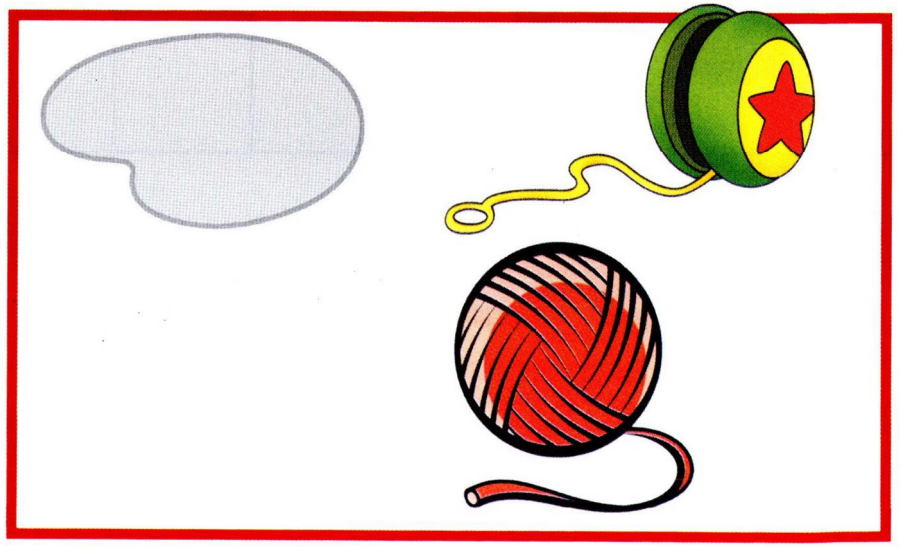

Practice: sounds of *r, b, j, y*

Trace and draw.

B b

J j



Y y

R r

Cut and paste (page 117) and/or draw. Say.

مرجع زبان ایرانیان

Where is the horse?

www.irLanguage.com

A65

The Farm

Look!
Animals!

Good morning!

© Pearson Education Inc. All rights reserved.

Cock-a-doodle-doo!
Neigh!
Woof!
Meow!
Moo!
Baa!

Work Hard

Values

Cut and paste. Say.



Project

My Sheep

Trace and cut. Paste.



A66 Listen. Point and say. Stick.



Unit 5
GOOD JOB!

6 What People Wear

Listen and point. Say.

B3 Listen, point, and say. Trace.

uniform



suit



necktie

blouse

coat

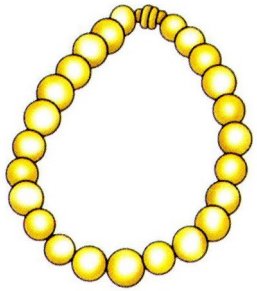

necklace

vest

hat



Look and draw.

big				
bigger				

Presentation/Practice: *big, bigger*

Count and write. Trace.

60 =



60 61 62 63 64 65 66 67 68 69

B7

Listen and stick. Say.





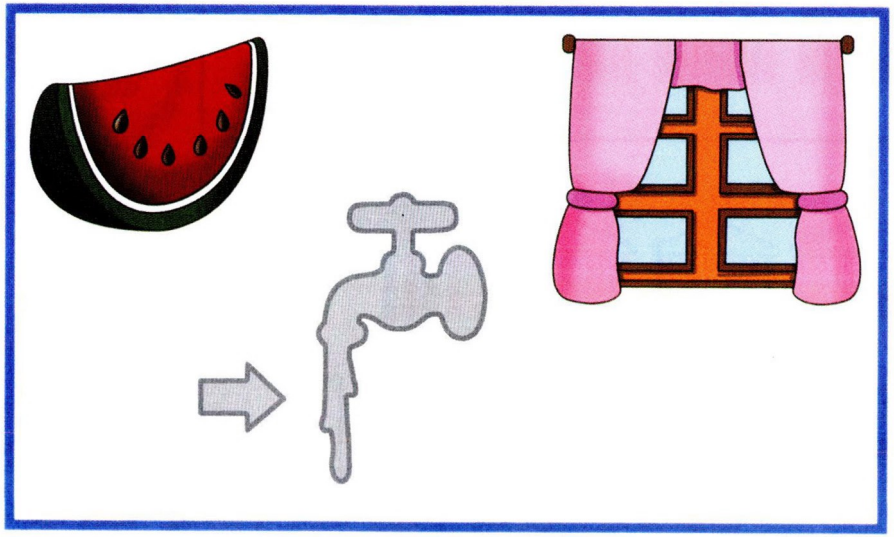



Practice: sounds of *z, k, w, x*

Trace and draw.

K k

W w



X x

Z z

Cut and paste (page 119) and/or draw. Play with a partner.



What is he wearing?
What is she wearing?

© Pearson Education, Inc. All rights reserved.

B10

Shopping




Clothes
I see hats.

Clothes
I have a big hat.

Include Others

Values

Connect the dots and color. Say.

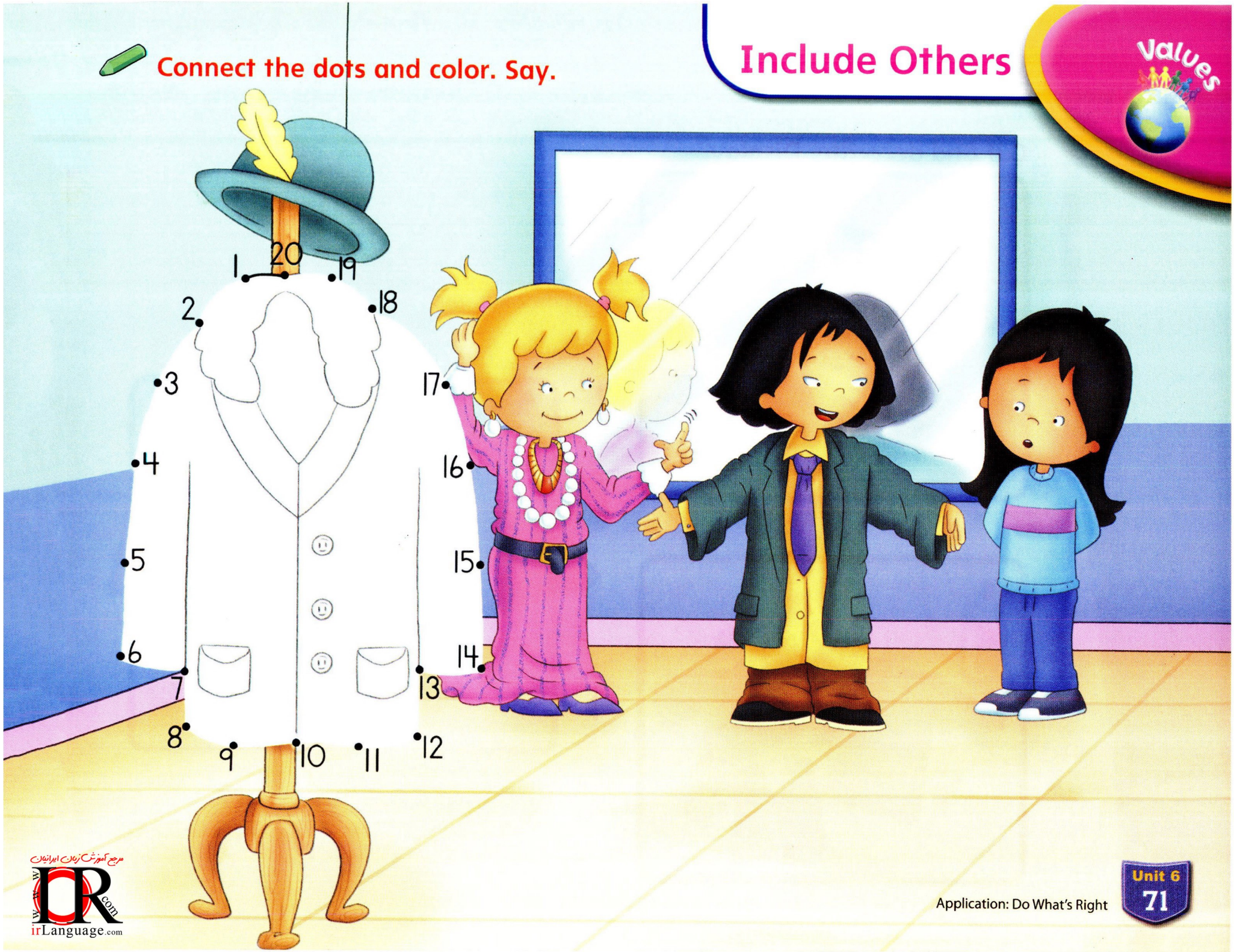

مرجع آموزش زبان ایرانیان
www.irLanguage.com

Project

Our Clothes

Cut and decorate. Display.



Unit 6
GOOD JOB!
B11
Listen. Point, say, and circle. Stick.
What is she wearing?
She's wearing a blouse and pants.

7 At the Restaurant

Listen and point. Say.

B14 Listen, point, and say. Trace.



waiter

waitress



menu

check



main dishes



fruit



vegetables

desserts



B17

Listen and stick. Say. Trace and draw.



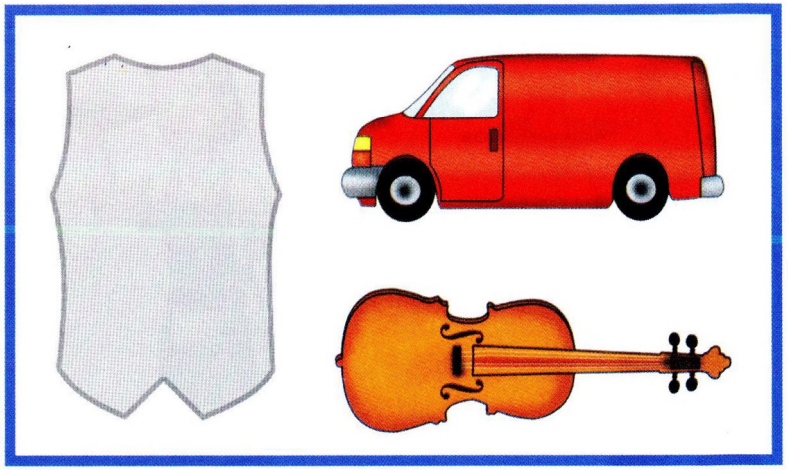

Q q



V v

Presentation/Practice: sounds and letters *q, v*

Trace. Count and match.

70 =







70 71 72 73 74 75 76 77 78 79





Stick and say.

watermelon

soup

cake



B21 Listen and circle. Write the letter.

	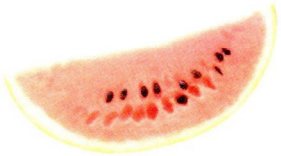	___ish
		___ilk
		___ake
		___pple
		___andwich

Cut and paste (page 121) and/or draw. Say.

What do you have?



Menu

main dishes

vegetables

fruit

desserts

B23

Let's Eat!



A happy !

© Pearson Education Inc. All rights reserved.

I want , please.

The cat wants , too.

Share

Values

Cut and paste. Say.



My Picture Frame

Paint and paste. Decorate.

Application: Make a Project

B24 Listen. Spin and say. Stick.



Unit 7
GOOD JOB!

8 Let's Go Somewhere

Listen and point. Say.

B26 Listen, point, and say. Trace.



airport

beach



taxi stand



mountains



train station

amusement park



mall



bus station





B29 Listen and draw a line.

first then last

Presentation/Practice: sequence

Trace. Count and match.

80 =





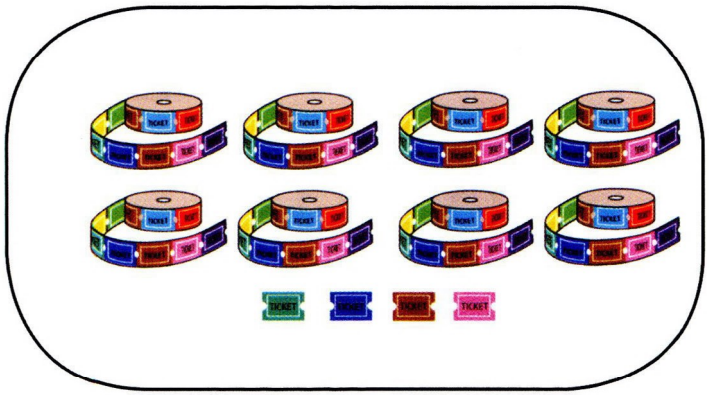

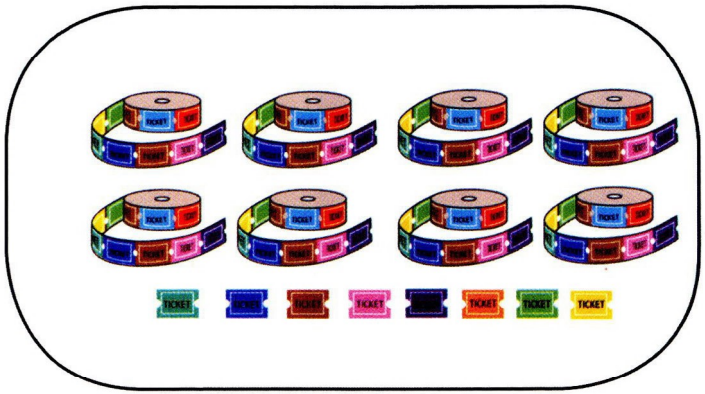

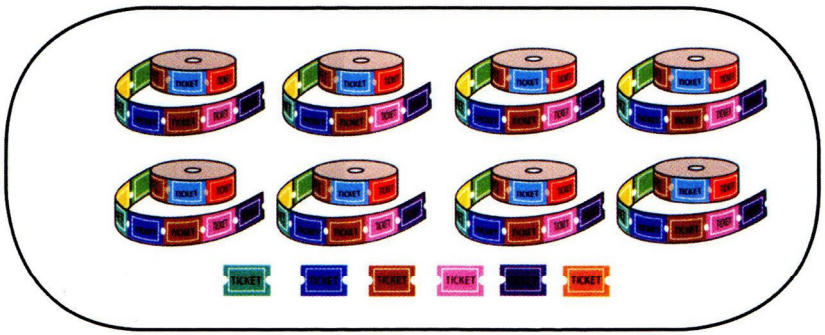

80 81 82 83 84 85 86 87 88 89

Trace and read.

a hotel

a taxi

a park

a bus

Stick and say.

I see a 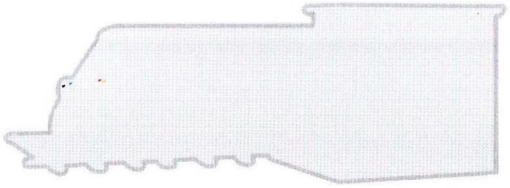 .

I see a 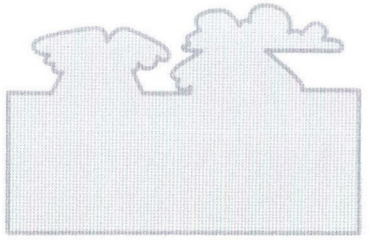 .

I see a  .

I see a  .

Cut and paste (page 123) and/or draw. Say.

www.irLanguage.com



Good-bye!

© Pearson Education, Inc. All rights reserved.

B34

Let's Go!

It is a

It is a

It is a



It is a

Ii is a

Be Careful

Values

Cut and paste. Say.



Project

My Airplane

Cut. Paste and decorate.





B35 Listen. Point and say. Draw a line. Stick.

Unit 8
GOOD JOB!

Where are you going?







I'm going to the bus station.


9
Going Camping
Listen and point. Say.

B39 Listen, point, and say. Trace.

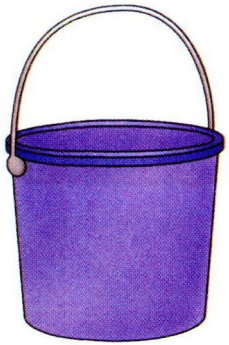

bucket



campfire



lake

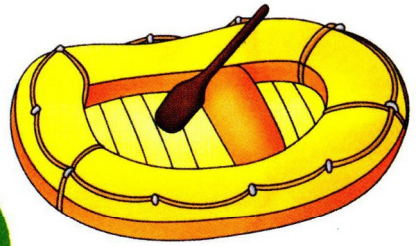

raft



flashlight



rocks



rope



tent

Look and color. Say.

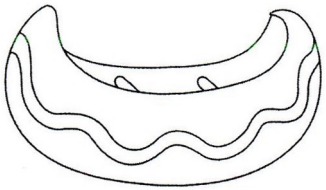

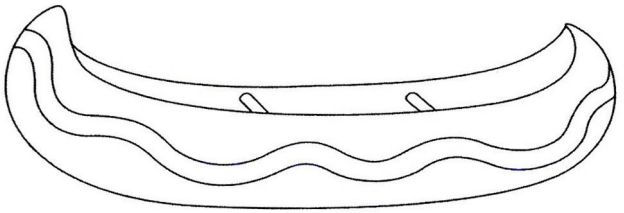

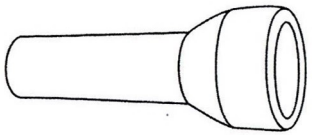



The yellow rope is short.
The red rope is long.

Presentation/Practice: *short, long*

Count and write. Trace.

90 =

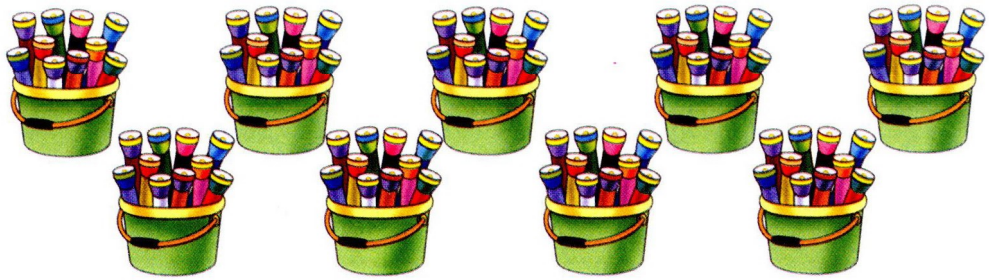

100 =

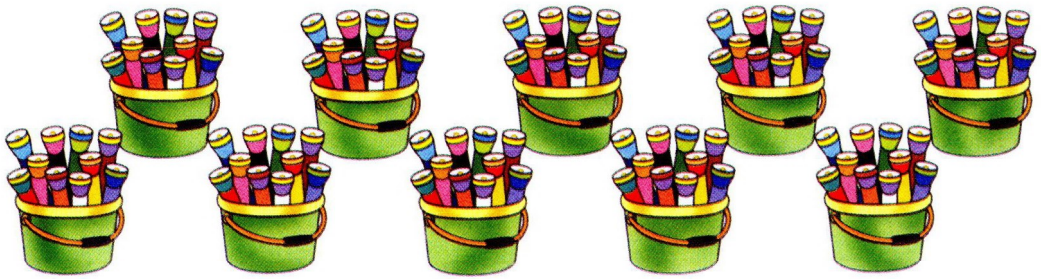

90 91 92 93 94 95 96 97 98 99 100



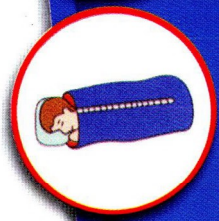

Stick and say.

It is a .



It is a  .



It is a  .



It is a  .

Trace and write. Say.

I see a .

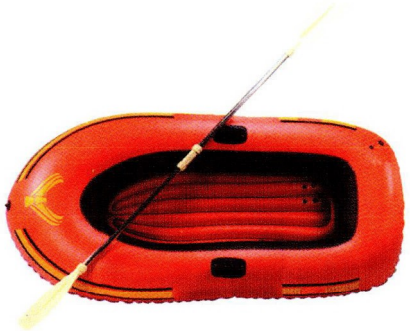

I see a raft .

Cut and paste (page 125) and/or draw. Say.

www.irLanguage.com

This is fun!

© Pearson Education Inc. All rights reserved.



I see a .

I see a .
It is .

I see a .
The is on a .

Listen to Your Parents

Values

Find and circle. Say.



مرجع آموزش زبان ایرانیان
www.IR.com
irLanguage.com

Project

My Pet Rock

Paint and decorate.

B45 **Listen. Point and say. Stick.**

Unit 9
GOOD JOB!

Good-bye!

Cutouts for Page 8







Cutouts for Page 20

مرجع آموزش زبان ایرانیان
www.irLanguage.com

Cutouts for Page 32







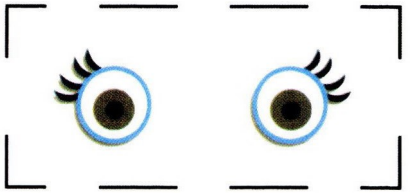



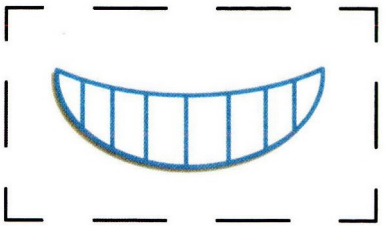



Cutouts for Pages 44 and 56

Unit 4

Unit 5









Cutouts for Page 68







Cutouts for Page 80

















Cutouts for Page 92







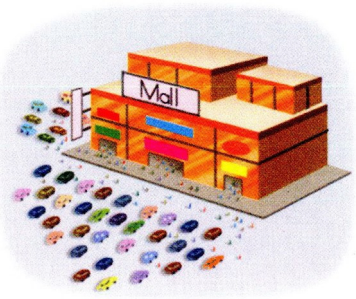



Cutouts for Page 104

مرجع آموزش زبان ایرانیان
www.IR.com
irLanguage.com

Pockets 3, Second Edition – Stickers

Unit 1
Page 6






Unit 2
Page 18






Unit 3
Page 30



Pockets 3, Second Edition – Stickers

Unit 4
Page 42

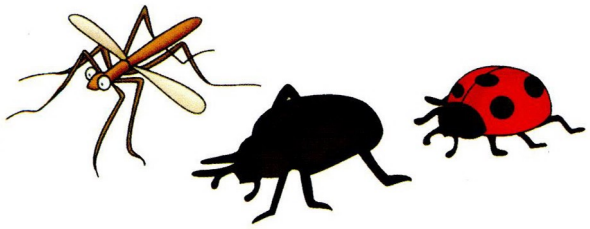



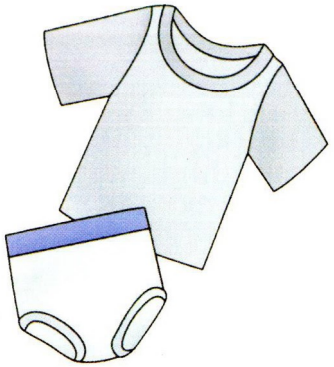

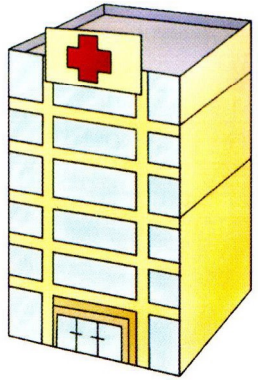

Unit 5
Page 54



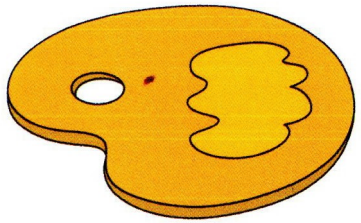

Unit 6
Page 66





Pockets 3, Second Edition – Stickers

Unit 7
Pages 76 and 78





Unit 8
Page 91





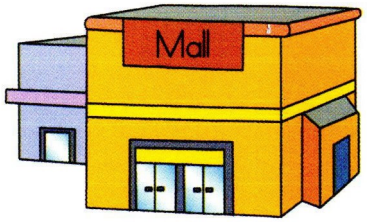



Unit 9
Page 102





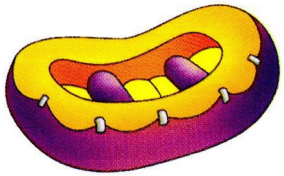

Pockets 3, Second Edition – "Good Job!" Stickers

Pockets 3

Second Edition

Reach into *Pockets, Second Edition,* for a happy, productive English classroom! This popular four-level course for children aged two to five features an easy-to-use, five-step pedagogy that supports language acquisition and skills development.

New to the second edition

- fun hands-on projects
- a values curriculum
- more math content
- dialogue-enhanced assessments
- photographs for a real-life connection
- student CD-ROMs
- new songs and chants
- a Reading and Writing Workbook with Teacher's Notes

a new level for two-year-olds

Pockets Companion Website
http://www.pearsonlongman.com/pockets

Components

- Student Book with CD-ROM (Levels 2 and 3)
- Workbook with Songs and Chants CD
- Reading and Writing Workbook (one for program)
- Interleaved Teacher's Edition
- Class Audio CD
- Large-format Picture Cards
- Large-format Posters
- Teacher's Bonus Pocket (one for program)
- Mascot Puppet
- Video (DVD) with Guide
- Big Book with Teacher's Notes
- Companion Website

مرجع آموزش زبان ایرانیان
www.irLanguage.com
irLanguage.com
مرجع زبان ایرانیان

PEARSON Longman



www.irLanguage.com

After *Pockets*, move on to *Backpack*!