Pockets 2

Second Edition







www.irLanguage.com
مرجع آموزش زبان ایرانیان

Mario Herrera Barbara Hojel

PEARSON
Longman

CD-ROM included

www.irLanguage.com
مرجع زبان ایرانیان

Pockets 2

Second Edition



Mario Herrera Barbara Hojel

PEARSON Longman

این مجموعه با لوگوی مرجع زبان ایرانیان
به صورت نشر برخط و حامل به ثبت رسیده است.
کپی برداری از آن خلاف قانون، شرع و اخلاق است و شامل پیگرد خواهد شد.

Contents

1 At School 2

2 Our Senses 14

3 At the Fair 26

4 People We Know 38

5 Zoo Animals 50

6 Clothes for All Weather 62

7 Foods We Like 74

8 Our Neighborhood 86

9 The Sky 98

At School

Listen and point. Say.





A5 **Listen, point, and say. Trace.**



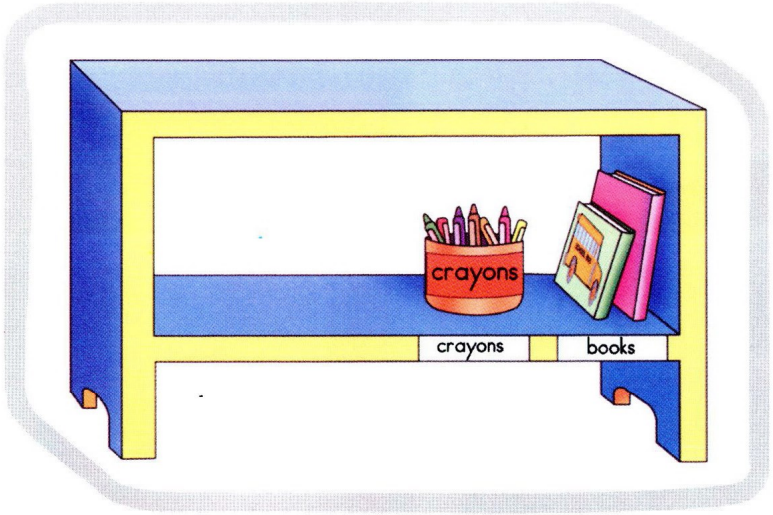



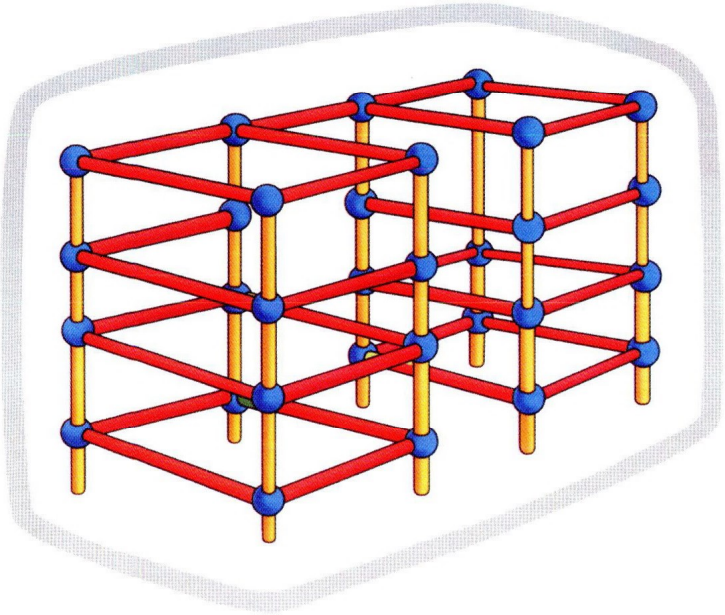





Presentation: *book, shelf, scissors, jungle gym, hula hoop, ball*

Trace and say. Find shapes and colors.







Practice: shapes/colors

Find and say. Listen and circle.























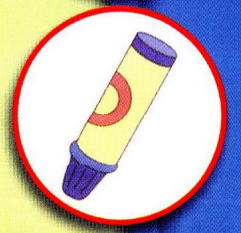

Practice: *running, jumping, bouncing, sliding, swinging, climbing*

www.irLanguage.com

Listen and say. Match and stick.



Practice: classroom objects

مرجع آموزش زبان ایرانیان
www.irLanguage.com

Trace the path and say.











Paste the Cutouts (page 111) and/or draw. Say.





www.irLanguage.com



Time to go home!

© Pearson Education, Inc. All rights reserved.

A11

Outside and Inside



We play outside!



Hello, teacher!

Hi! Come inside.



We work and play inside!

Work Together

Values

Choose, cut, and paste. Say.









Project

My Book

Tape and make holes. Tie a ribbon. Draw.







A12 Listen. Point and say. Stick.

Unit 1
GOOD JOB!



2 Our Senses

Listen and point. Say



A14 **Listen, point, and say. Trace.**











Presentation: *hear, see, smell, touch, taste*

Match and say.

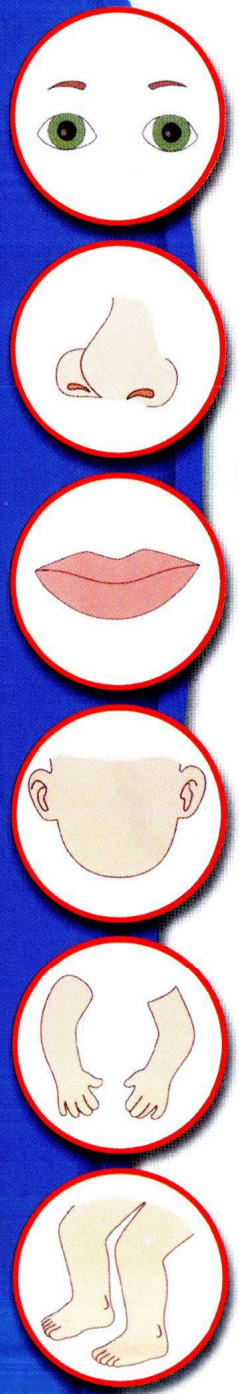











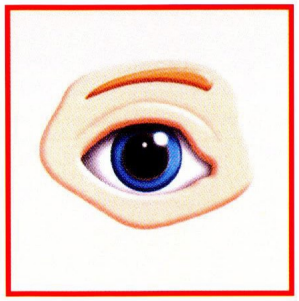

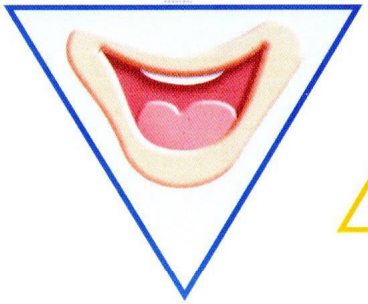

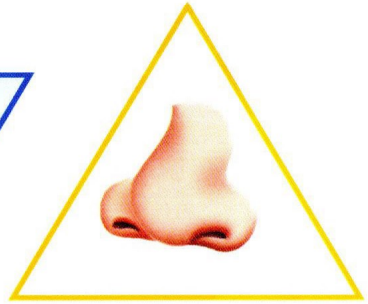





Draw what they *see*, *taste*, *smell*, and *touch*. Say.



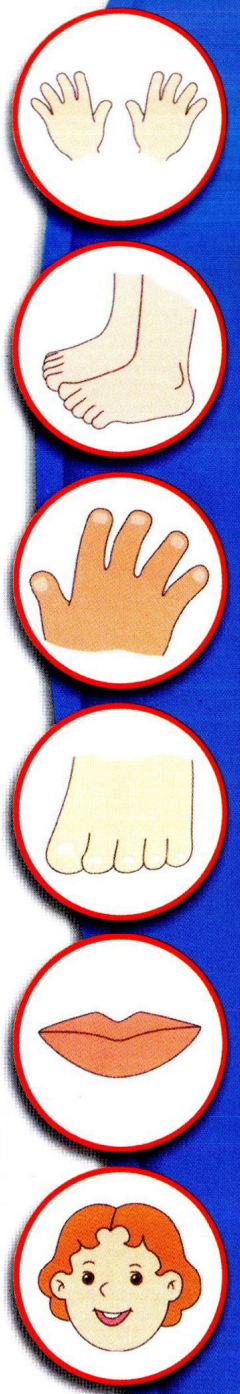

A19

Listen and say. Stick. Trace and draw lines.











Practice: sound /l/

Color. Match and say.



Paste the Cutouts (page 111) and/or draw. Say.







© Pearson Education Inc. All rights reserved.

A23

In My Backyard




I see!


I touch and I smell!

Listen to Your Teacher

Values

Choose, cut, and paste. Say.



Project

My Drum

Use a rubber band around wax paper and cut. Decorate.







A24 Listen. Spin and say. Stick.

Unit 2
GOOD JOB!







I can hear a drum.

3 At the Fair

Listen and point. Say.



مرجع آموزش زبان ایرانیان
www.irLanguage.com

A27

Listen, point, and say. Trace.













Presentation: *merry-go-round, airplane ride, clown, train ride, balloons, popcorn*

Color. Point and say. Match.



happy sad mad scared

orange red purple blue

Practice: colors/shapes/feelings

Count and trace. Say.



1

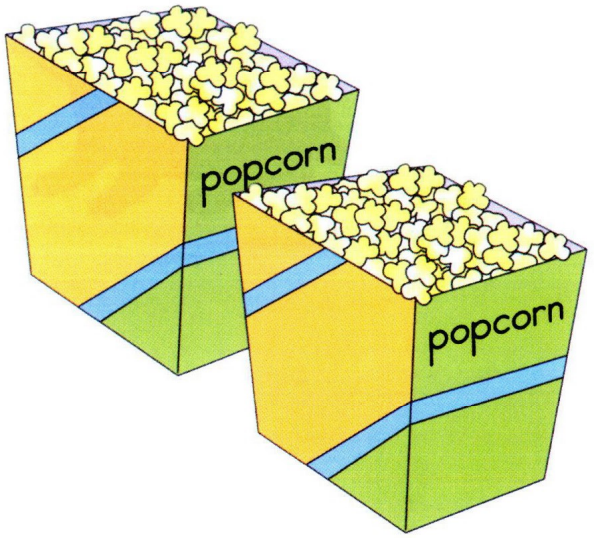

2



3



4



A32 Listen and say. Stick. Trace and draw lines.











Practice: sound /m/

Trace the lines in color. Say.

1.





2.





3.





4.







Practice: *light/dark*

Paste the Cutouts (page 113) and/or draw. Say.





Thank you, Mother!
Thank you, Father!

© Pearson Education, Inc. All rights reserved.

A35

The Fair



I see a merry-go-round!



I see clowns!



I see balloons!
I see an airplane ride!

Be Kind

Values

Draw a balloon. Say.



مرجع آموزش زبان ایرانیان
www.irLanguage.com

Project

My Train

Paint. Draw, cut, and decorate.







Application: Make a Project

A36 Listen. Point, say, and circle. Stick.

Unit 3
GOOD JOB!

Fun at the Fair













What is it?

It's a clown.

www.irLanguage.com

4 People We Know

Listen and point. Say.



A41 **Listen, point, and say. Trace.**













Presentation: *uncle, aunt, cousin, family, friend, neighbor*

Listen and say. Trace.










Practice: *She/He is my cousin. She/He is short/tall.*

Count and trace. Say.

5



6



7









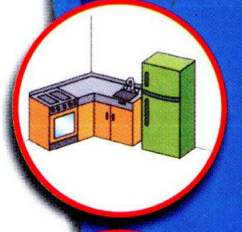







Listen and say. Stick. Trace and draw lines.



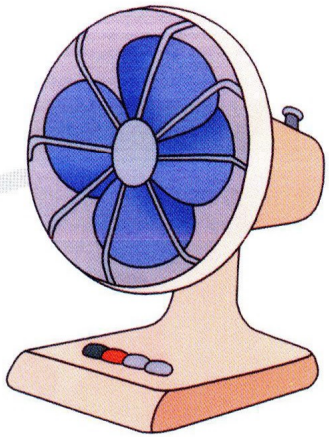









Practice: sound /f/

Listen and say. Circle and cross out.

1.







2.







3.







Paste one frame (page 115) and draw your friend. Say.



www.irLanguage.com



Hi, Mom. This is Anna.
She is my new friend!

© Pearson Education, Inc. All rights reserved.

A48

Cousin Anna



Hi!

Hello. Let's play.



This is my cousin Anna.

Hello.



I like to swing.

I like to swing, too!

Tell the Truth

Values

Cut and paste. Say.



مرجع آموزش زبان ایرانیان
www.irLanguage.com

Application: Do What's Right

Project

My Friends

Cut and paste. Punch holes. Make a mobile.







Application: Make a Project

A49

Listen. Point, say, and check. Stick.



Unit 4
GOOD JOB!

www.irLanguage.com

5 Zoo Animals

Listen and point. Say.



A52 Listen, point, and say. Trace.













Presentation: *zebra, monkey, lion, seal, elephant, giraffe*

Find and say. Listen and circle.













giraffes

seals

Ice Cream

sandwiches

ice cream

Practice: *clapping, eating, drinking, sitting, walking, swimming*

مرجع زبان ایرانیان

Count and trace. Say.



0



8



9



10













A57 Listen and say. Stick. Trace and draw lines.



Practice: sound /s/

Follow the paths and say.













Practice: *He/She wants to see (zebras).*


Choose and paste two Cutouts (page 117) and/or draw. Say.
Zoo
Wow! Look!

www.irLanguage.com



I see two children.
You and me!

©Pearson Education Inc. All rights reserved.

A61

The Zoo



I see one elephant.

I see two zebras.



I see two lions.

I see three seals.



I see four giraffes.

Be Safe

Choose, cut, and paste. Say.



Project

My Mask

Cut. Color and paste.







A62 Listen. Follow the path and say. Stick.

Unit 5
GOOD JOB!















6 Clothes for All Weather

Listen and point. Say.



B2  **Listen, point, and say. Trace.**













Presentation: *sweater, socks, shorts, underwear, bathing suit, raincoat*













Listen and say. Trace.



sunny



windy



rainy



snowy

Count, trace, and say. Color.



11



12

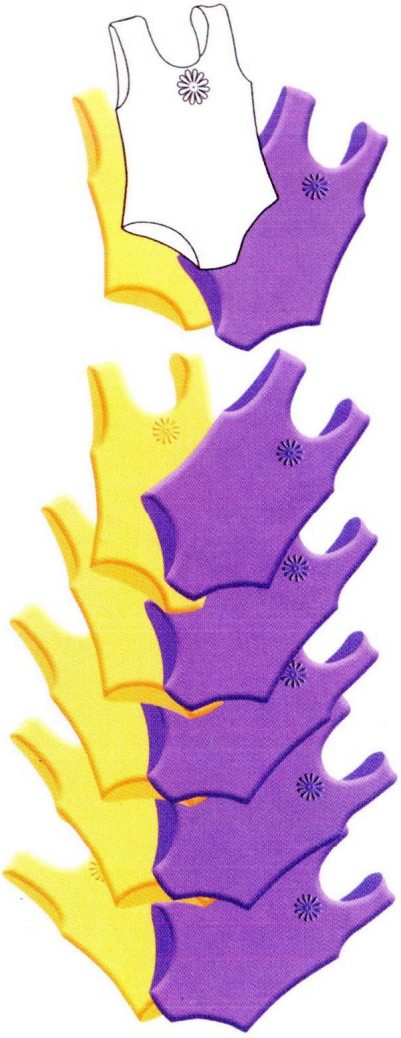

13



B8

Listen and say. Stick. Trace letters and draw lines.



fish

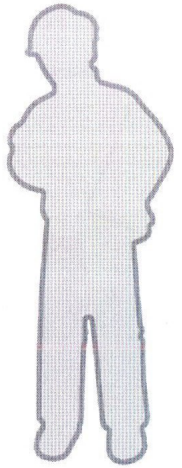

father

Ff



farmer



family

Practice: sound /f/ and letter *f*

Listen and say. Circle and cross out.

1.







2.







3.







4.







Choose and paste the Cutouts (page 119) and/or draw. Say.



مرجع زبان ایرانیان

B10

The Bathing Suit



Hi!

Hi. Come in.



I see your bathing suit!

Me too! It's on the doll!

©Pearson Education Inc. All rights reserved.


Let's swim!
Okay! Where's your bathing suit?


Is it in your closet?
No. Where is it?

Take Care of Your Things

Values

Color the boy's sweater. Say.

مرجع آموزش زبان ایرانیان
www.irLanguage.com



Project

My Snowman

Fill the sock and make 3 parts. Decorate.







Listen. Point, say, and circle. Stick.



7 Foods We Like

Listen and point. Say.



B14 Listen, point, and say. Check.













Presentation: *soup, chicken, corn, salad, apples, bananas*













Circle the same items and cross out others. Say.



Practice: *same/different*

Count and draw one more. Trace and say.





14





15





16



Listen and say. Stick. Trace letters and draw lines.

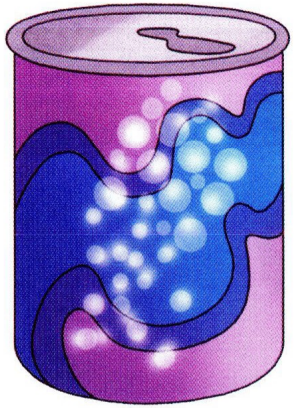

soda



sun



sandwich



seal

Practice: sound /s/ and letter *s*

Listen and say. Draw and say.

1. 

2. 

3. 

4. 




Choose and paste the Cutouts (page 121) and/or draw. Say.

www.irLanguage.com

B21

Dinner



I'm hungry.

I'm hungry, too!

I like soup and corn!

©Pearson Education Inc. All rights reserved.


I like salad!
I like soup!


I like corn!
I like corn, too! Look! They are the same!

Be Polite

Values

Circle the foods you want. Say.



Project

My Sandwich

Cut, put together, and paste.







B22 Listen. Point and say. Stick.



www.irLanguage.com

8 Our Neighborhood

Listen and point. Say.



B25 **Listen, point, and say. Check.**







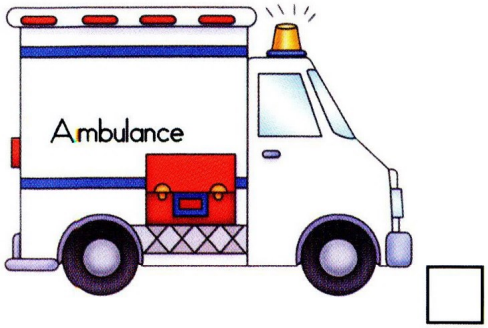

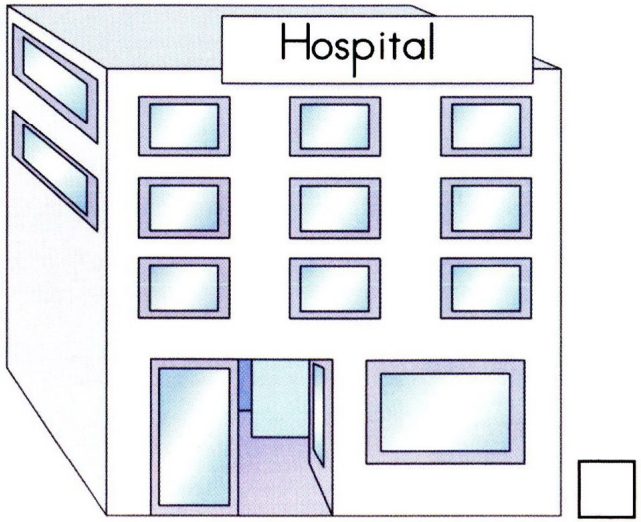



Presentation: *restaurant, fire station, fire truck, ambulance, hospital, post office*








Trace lines and say.



Practice: places in the neighborhood

Count and draw one more. Trace and say.



17



18



B30 Listen and say. Stick. Trace letters and draw lines.

Mm



milk



mother



moon



mouse

Practice: sound /m/ and letter *m*

Look and draw.

1.






2.






3.


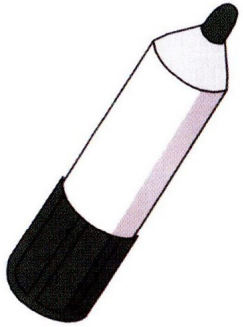


Choose and paste the Cutouts (page 123) and/or draw. Say.









www.irLanguage.com

B34

The Toy Hospital



Oh no! Look! My doll!

You're welcome.

Thank you.

© Pearson Education, Inc. All rights reserved.



I see a hospital.



Please help me.

OK.

Keep Places Clean

Values

Cut and paste. Say.





Your turn. Draw, cut, and paste.

Project

Our Street

Cut, paste, and draw.





مرجع زبان ایرانیان



B35 Listen. Draw the paths and say. Stick.

Unit 8
GOOD JOB!

Where is the ambulance going?

It's going to the hospital.

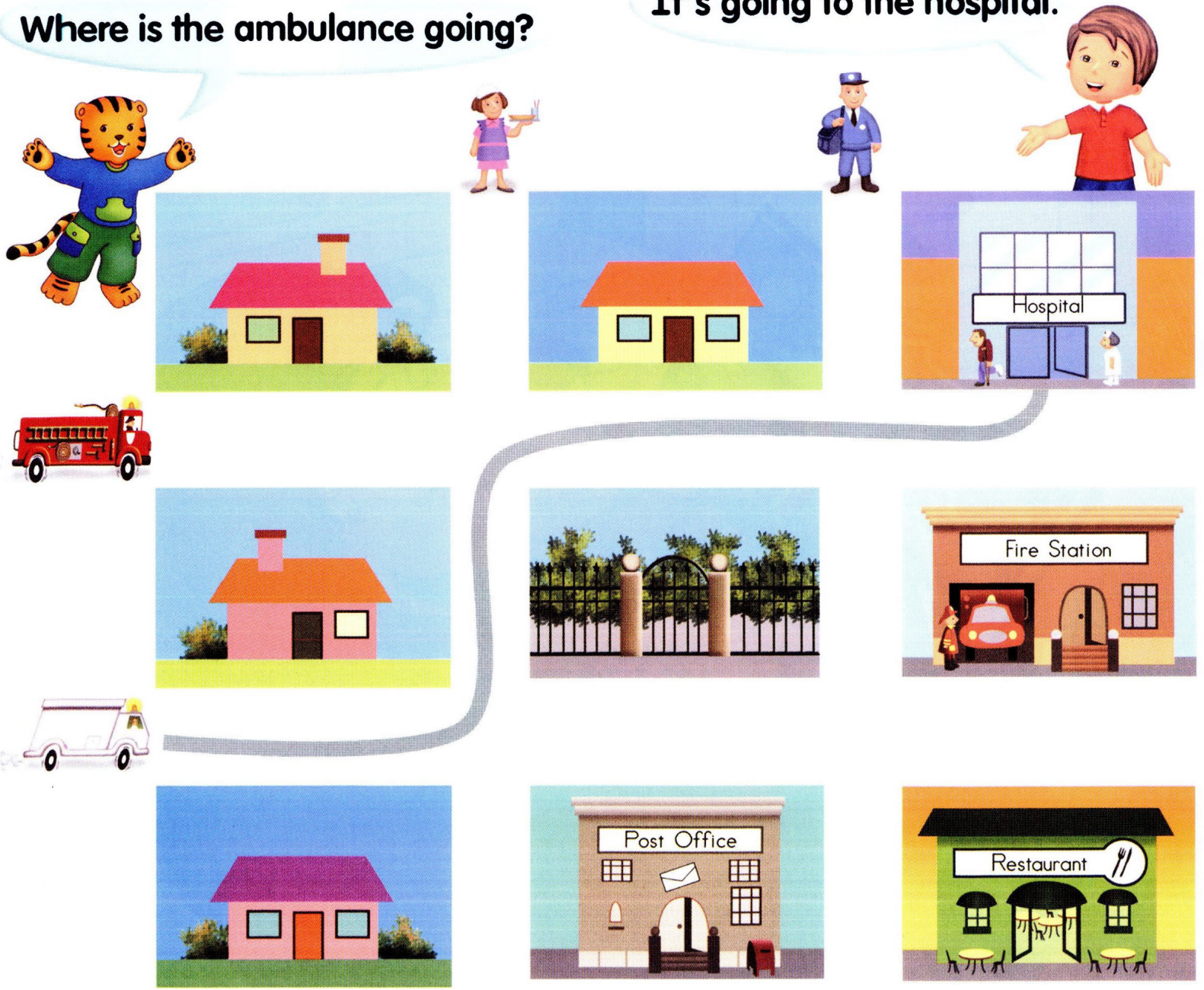

9 The Sky

Listen and point. Say.



B38 Listen, point, and say. Check.





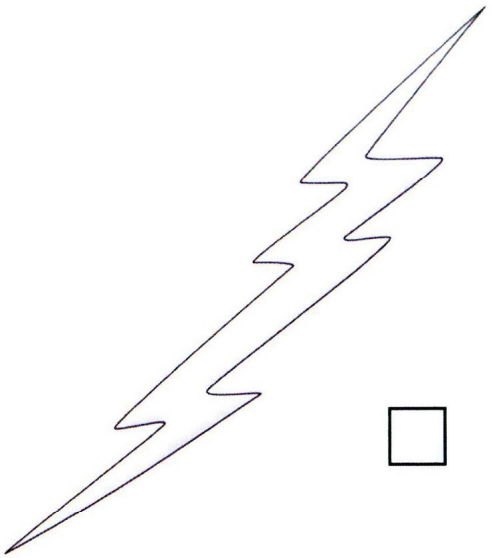







Presentation: *clouds, sun, lightning, moon, stars, rainbow*



Practice: numbers/objects in nature

مرجع زبان ایرانیان

www.irLanguage.com

Count and draw one more. Trace and say.

20








Practice: numbers/objects in nature

B43 Listen and say. Stick. Trace letters and draw lines.



L l amp



l ion



l ollipop

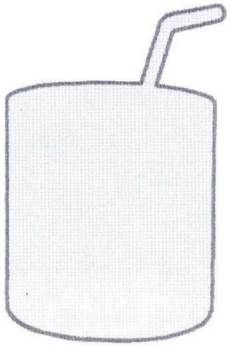

l emonade

Listen and say. Trace. Draw.

1.





2.



3.



4.



Choose and paste the Cutouts (page 125) and/or draw. Say.



مرجع زبان ایرانیان



© Pearson Education Inc. All rights reserved.

B46

The Rainstorm




Uh, oh! I see rain!
I feel rain!


Run!
We see lightning!

Respect Nature

Values

Draw more butterflies. Say.



مرجع آموزش زبان ایرانیان
www.IR.com
irLanguage.com

Project

Our Rainbow

Draw. Paint with your hands.







B47 Listen. Follow the path and say. Stick.

Unit 9
GOOD JOB!



What do you see?



I see clouds.


















Good-bye!

Cutouts for Page 8

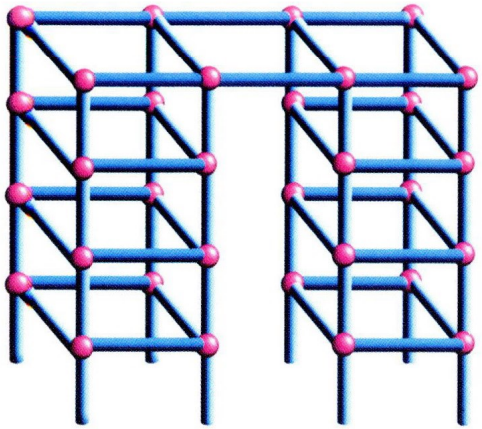





Cutouts for Page 20









Cutouts for Page 32









Cutouts for Page 44







Cutouts for Page 56









Cutouts for Page 68















Cutouts for Page 80



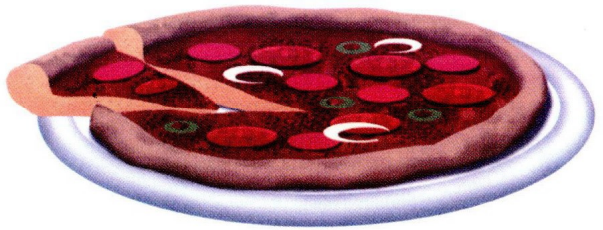













مرجع آموزش زبان ایرانیان
www.irLanguage.com

Cutouts for Page 92













Cutouts for Page 104















Pockets 2, Second Edition – Stickers

مرجع آموزش زبان ایرانیان
www.IR.com
irLanguage.com

Unit 1
Page 6











Unit 2
Page 18

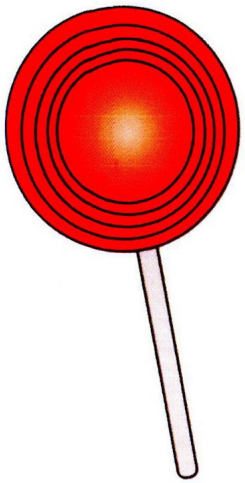



Unit 3
Page 30





Pockets 2, Second Edition – Stickers

Unit 4
Page 42





Unit 6
Page 66





Unit 5
Page 54





Pockets 2, Second Edition – Stickers

Unit 7
Page 78





Unit 8
Page 90





Unit 9
Page 102



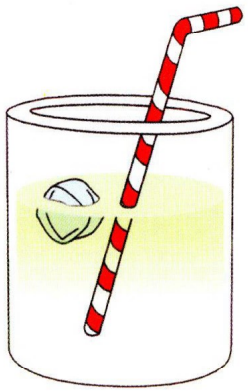

Pockets 2, Second Edition – "Good Job!" Stickers



















Pockets 2

Second Edition



Reach into *Pockets, Second Edition,* for a happy, productive English classroom! This popular four-level course for children aged two to five features an easy-to-use, five-step pedagogy that supports language acquisition and skills development.

New to the second edition

- fun hands-on projects
- a values curriculum
- more math content
- dialogue-enhanced assessments
- photographs for a real-life connection
- student CD-ROMs
- new songs and chants
- a Reading and Writing Workbook with Teacher's Notes
- a new level for two-year-olds

Pockets Companion Website
http://www.pearsonlongman.com/pockets

Components

- Student Book with CD-ROM (Levels 2 and 3)
- Workbook with Songs and Chants CD
- Reading and Writing Workbook (one for program)
- Interleaved Teacher's Edition
- Class Audio CD
- Large-format Picture Cards
- Large-format Posters
- Teacher's Bonus Pocket (one for program)
- Mascot Puppet
- Video (DVD) with Guide
- Big Book with Teacher's Notes
- Companion Website

مرجع آموزش زبان ایرانیان
www.irLanguage.com

www.irLanguage.com
مرجع زبان ایرانیان

PEARSON Longman



After *Pockets*, move on to *Backpack*!