

WORKBOOK

BIG

ENGLISH 1



مرجع آموزش زبان ایرانیان

www.ir.com
irLanguage.com

Mario Herrera • Christopher Sol Cruz




ALWAYS LEARNING

PEARSON

WORKBOOK

BIG

ENGLISH



Mario Herrera • Christopher Sol Cruz

Contents

1	Good Morning, Class!	2
2	My Family	12
3	My Body	22
Checkpoint	Units 1–3	32
4	My Favorite Clothes	34
5	Busy at Home	44
6	On the Farm	54
Checkpoint	Units 4–6	64
7	Party Time	66
8	Fun and Games	76
9	Play Time	86
Checkpoint	Units 7–9	96
	Extra Grammar Practice	98
	The Alphabet	107
	Numbers	108

BIG ENGLISH

♪ Song ♪

From the mountaintops to the bottom of the sea,
From a big blue whale to a baby bumblebee—
If you're big, if you're small, you can have it all,
And you can be anything you want to be!



It's bigger than you. It's bigger than me.
There's so much to do, and there's so much to see!
The world is big and beautiful, and so are we!
Think big! Dream big! Big English!



So in every land, from the desert to the sea,
We can all join hands and be one big family.
If we love, if we care, we can go anywhere!
The world belongs to everyone; it's ours to share.



It's bigger than you. It's bigger than me.
There's so much to do, and there's so much to see!
The world is big and beautiful, and so are we!
Think big! Dream big! Big English!



It's bigger than you. It's bigger than me.
There's so much to do, and there's so much to see!
The world is big and beautiful and waiting for me . . .
a one, two, three . . .

Think big! Dream big! Big English!



unit 1

Good Morning, Class!

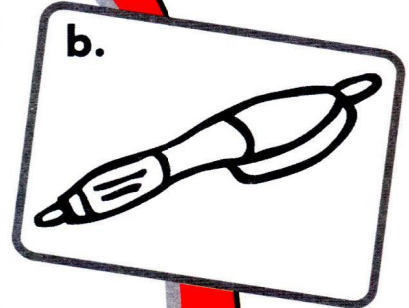
³
1 Listen and match. Then sing and color.




The Classroom Song




Good morning, class!
Good morning to you!
I'm happy to see you.
We're happy to see you, too!




My name is Parker. I have a **marker**.
My name is Sue. My **pencil** is blue!
My name is Em. This is my **pen**.
My name is Zack. I have a **backpack**!



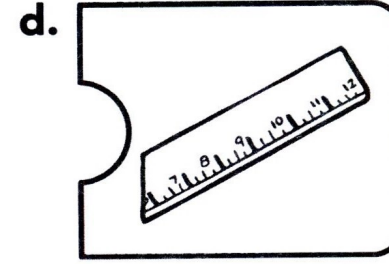
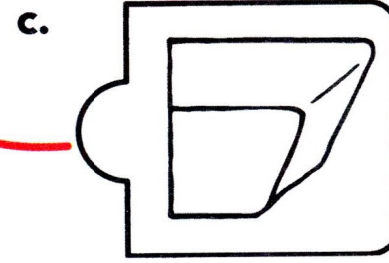
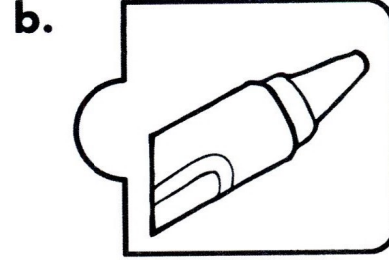



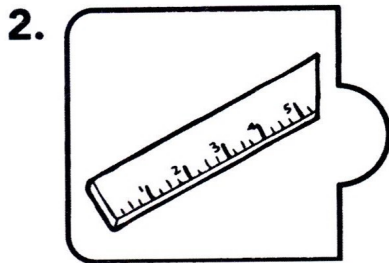
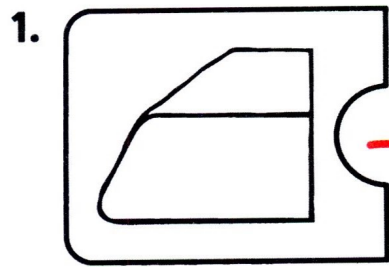
Please take out your pencil case.
Now draw a funny face!
Say the words with me.
Let's start now. 1-2-3!



2 Draw a funny face.



3 Match. Then trace the words.



book

crayon

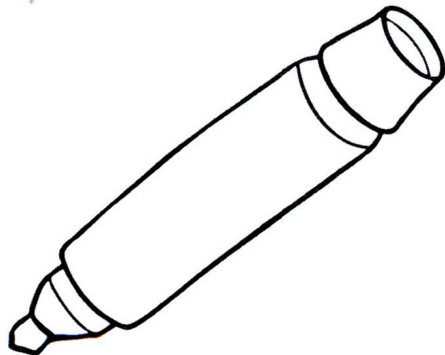
eraser

ruler

4 Trace and color.

1. What color is it?

It's yellow.




2. What color is it?

It's blue.




5 Read and trace the words.

Classroom Colors



6 Draw one thing in your backpack. Color it red, green, blue, or yellow.



7 Look at 6. What color is it? Circle the answer.

It's red.

It's blue.

It's green.

It's yellow.

8 Listen and check (✓).

1.




a.



b.



2.



a.



b.

3.



a.



b.

4.




a.




b.

9 Listen and read. Draw and color.


1. It's a pencil.
It's green.



2. It's a book.
It's blue.



3. It's a crayon.
It's yellow.



What's this? It's a chair.



Listen and match.

1.




2.



3.



4.



5.



a.



b.



c.



d.



e.

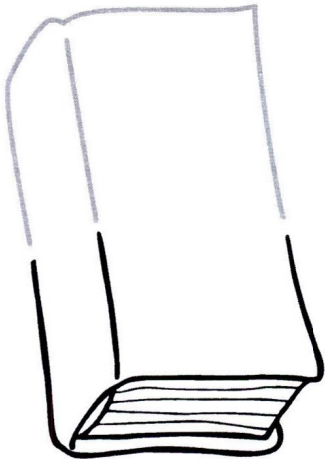


11 Trace.




What's this?

1.



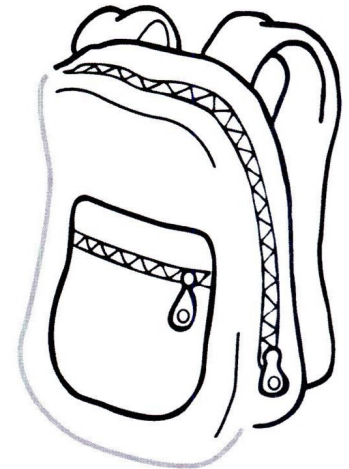
It's a book.

2.



It's a desk.

3.

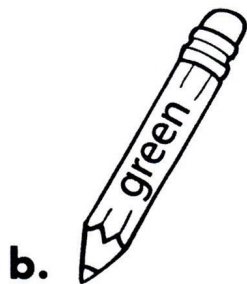



It's a backpack.


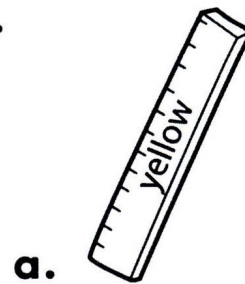
12

Listen and circle. Then color.

1.




2.





13 Connect the numbers 1 to 10. Count and write.

8 ●




● 7







● 9

___ pens ___ books ___ pencils


● 10





● 2









14 Count and write.


1.  ___ erasers

2.  ___ markers


3.  ___ rulers

4.  ___ desk

15 Trace. irLanguage.com



16 Find and circle the letters *h*, *n*, *o*, *l*, *v*, and *w*.




17 Circle the letters in your name.


a b c d e f g h i j k l m
n o p q r s t u v w x y z

18 Trace the words.

1.




2.



19 Look at 18. Color.

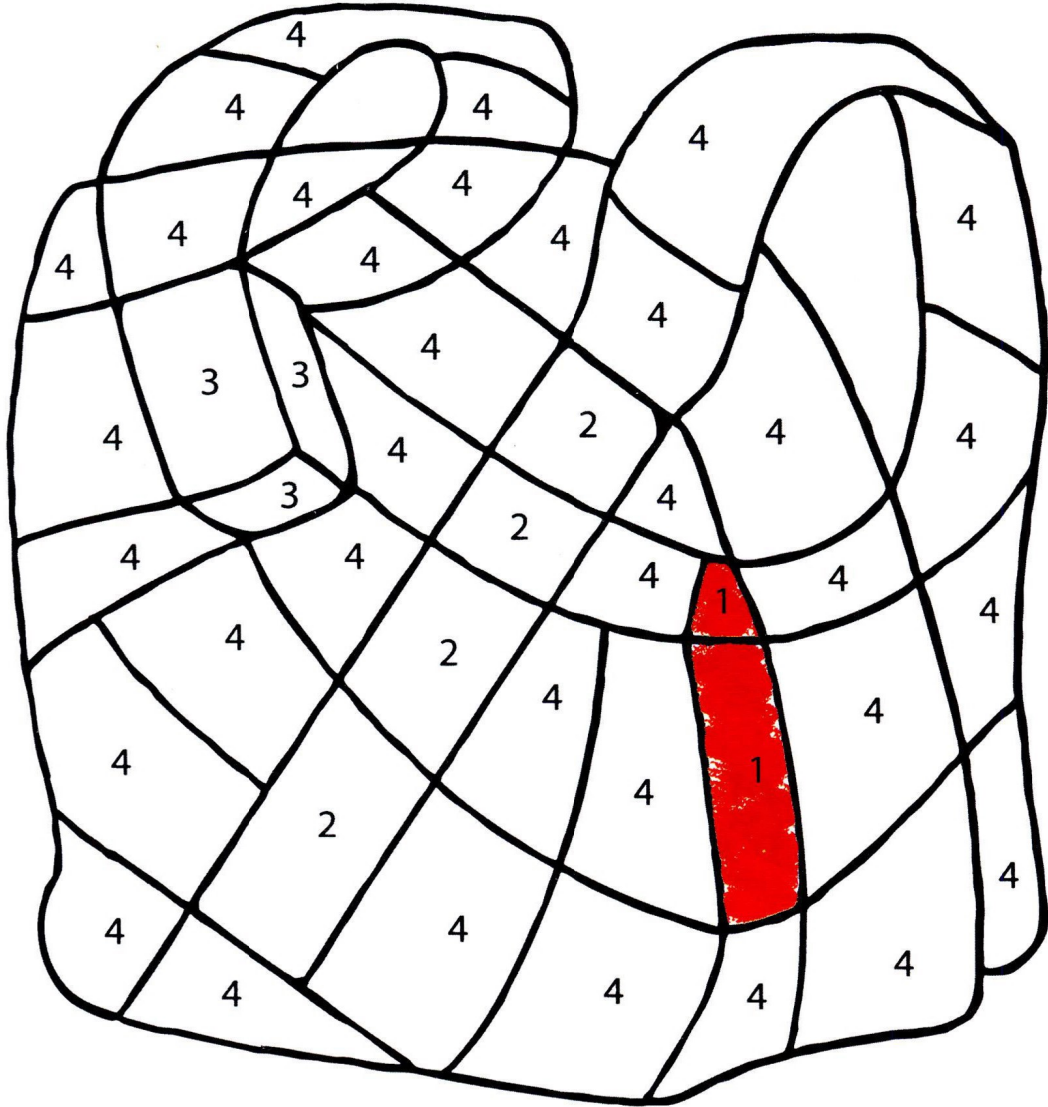
1. Color  red.

2. Color  blue.

20 Color.



1 = red 2 = blue 3 = green 4 = yellow



21 Look at 20. Match. Then trace the word.


1. What's this? It's red.
2. What's this? It's blue.
3. What's this? It's green.
4. What's this? It's yellow.

- a. It's an eraser.
- b. It's a ruler.
- c. It's a crayon.
- d. It's a backpack.

unit 2

My Family

⁸
1 Listen and sing. Then match.



I Love My Family



My family, my family!
I love my family.
See them in this picture.
They mean so much to me.

My father, my mother!
My sister, my brother!
We have so much fun.
They're number one.

My family, my family!
I love my family.
I love them and they love me,
That's why we're family.

www.irLanguage.com

2 Draw your mother. Draw your father.



3 Trace and match.

grandmother

grandfather



brother

sister

father

mother

4 Read and trace. Then count and circle.

A Big Family

How many brothers do you have?

I have three brothers.

And who are they?

They're my sisters.

Who's she?

She's my baby sister.

1. How many brothers?

1 2 3

2. How many sisters?

1 2 3

3. How many baby sisters?



1 2 3

9
5 Listen. Write the number.




6 Trace and match.

How many brothers and sisters do you have? I have one brother.
I have two sisters.



7 Read. Count and color.





Listen and match. Then color the baby animals.


1. I see a mother and a baby.

a.




2. I see a baby.

b.




3. I see a mother and a father.

c.



4. I see a mother, a father, and a baby.

d.




9 Look at 8. Count the baby animals. Circle and write.

one two three four five

I see _____ baby animals.

10 Trace.

Popular Names



1. My name is Maria.

2. My name is Celine.

3. My name is Minjoon.

11 Write your name.

My name is _____.

12 Listen. Circle *b* or *p*.


1.



b

p

2.



b

p


3.



b

p

4.




b

p

13 Write *b* or *p*.

1.




__ook

2.



__en

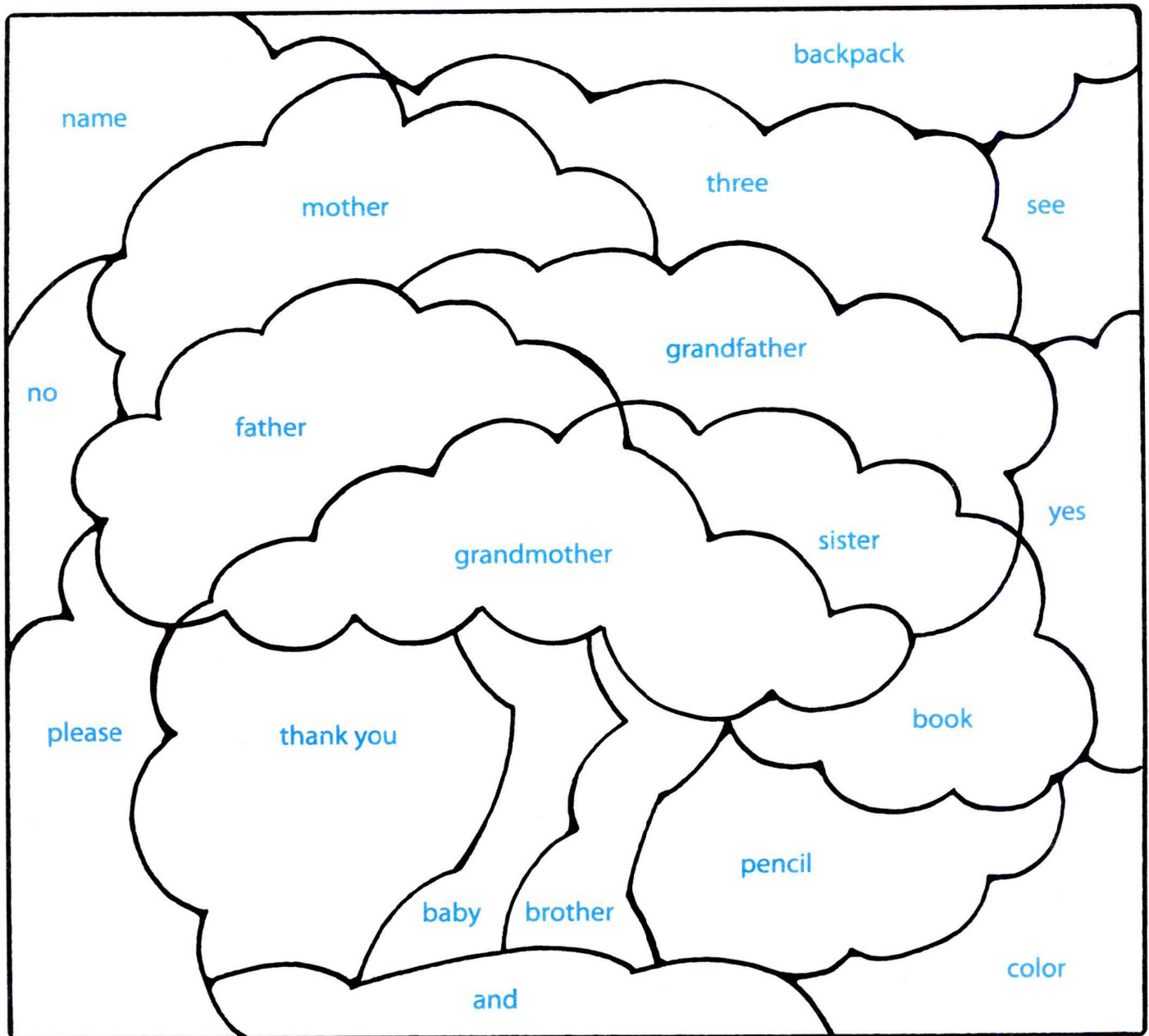
3.



__all

14 Find the family words. Color them green.

My Family



15 Circle. Who's in your family?

I **have** a mother a father a sister a brother
a grandmother a grandfather

My Body




Listen and match. Then sing.

My Body Song

With my **ears** I hear.

With my **eyes** I see.

 With my **mouth** I sing.
Sing along with me!

I have ten fingers.

I have ten **toes**.

Two arms and two **legs**

But just one **nose**!

I wave my **hands** in the air.

I run my fingers through my hair.

I make a silly face and then


I sing my body song, my body song,

I sing my body song again!



2 Trace and match.

1. eyes




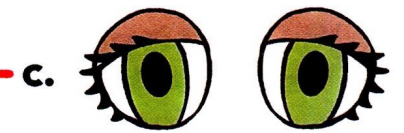
2. mouth



3. fingers




4. feet




3 Trace and draw.

1. I have ten fingers.



2. I have two eyes.



4 Read. Circle Yes or No.



1. The dog has small ears.

Yes No

2. The dog is green.


Yes No

3. It's a toy dog.

Yes No


5 Read. Then draw and color.

My dog is purple. It has big eyes.
It has short legs. It has long ears.




6 Read and match.

1.




It has big eyes.

2.



It has short legs.

3.




It has a small head.

4.





It has a long neck.





¹³ 7 Listen and check (✓).

1.



2.




Does she **have** long hair? Yes, she **does**.

Does he **have** short hair? No, he **doesn't**.

Does it **have** a small head? Yes, it **does**.

Does it **have** a big head? No, it **doesn't**.

8 Connect numbers 1 to 10.



9 Look at 8. Circle the answer.

1.



Does it have long ears?

Yes, it does.
No, it doesn't.

2.



Does it have small eyes?

Yes, it does.
No, it doesn't.


3.



Does it have a big nose?

Yes, it does.
No, it doesn't.

10 Trace.



1.



Does he have
a long nose?



Yes, he does.

2.



Does he have
small feet?



No, he doesn't.

3.



Does he have
short hair?



Yes, he does.

11 Look at 10. Read and circle.

1. Does Meg have short hair?

Yes, she does.



No, she doesn't.

2. Does Meg have big eyes?

Yes, she does.

No, she doesn't.

12 Trace. Then match.



1. ● see

2. ● smell

3. ● taste

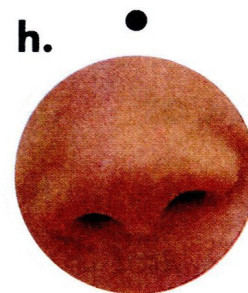

4. ● hear

a. I hear with my ears. ●

b. I see with my eyes. ●

c. I taste with my mouth. ●

d. I smell with my nose. ●




¹⁴
13 Listen. Write *d* or *t*.

1.




__wo

2.



hea__

3.



__inosaur


4.



foo__

¹⁴ 14 Look and color.

d = orange t = brown



15 Trace and match.

1. wash



a.

2. rinse



b.

3. dry



c.


16 Draw.




15
17

Listen and circle.

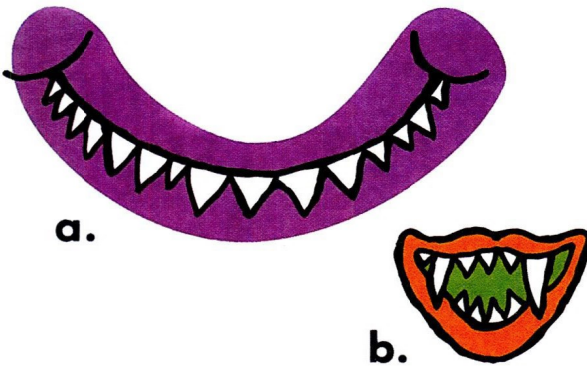
1.




2.



3.




4.



18

Look and write.

- eye
- leg
- mouth
- nose



Think Big

1 Look, find, and number. 🔍

2 Look and check (✓).
Tom has:


My List

- pens
- pencils
- erasers
- a ruler

🔍 CLASS

1	crayons
2	erasers
3	pens
4	rulers

3 Think big and draw. Tom doesn't have:



4 In Your Classroom

Work in groups and share.

 **FAMILY**

- 5 father
- 6 mother
- 7 sister

 **BODY**

- 8 arm
- 9 eye
- 10 hand



unit 4

My Favorite Clothes



Listen and chant. Write the number.

These Are the Clothes

These are the clothes:

Shirts, pants, shoes.



These are the clothes
That we choose.



This is the skirt
I'll wear today.



1

This is the shirt
I'll wear to play.

These are the pants
I'll wear to school.


2

These are the pants
That look so cool.

These are the shoes
I like the best.

3

These are the shoes
That'll pass the test.



2 Color. Then match.

a red blouse

blue pants

a yellow jacket

- 1 = red
- 2 = blue
- 3 = yellow



yellow boots

a blue skirt

red shoes


3 Draw.

My Favorite Clothes

4 Read. Color the hats.


1.

My Favorite Hat!




2.

What's she wearing?
She's wearing an orange hat. It's her favorite hat.



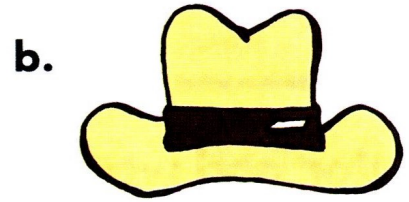

3.

She's wearing a purple hat. It's her favorite hat.




5 Trace and circle.


1. old



2. new



3. small



4. big



6 Look. Read and circle.



1. She's wearing **big** / **small** boots.
2. She's wearing a **big** / **small** hat.
3. He's wearing **old** / **new** pants.
4. He's wearing **old** / **new** shoes.



What **are** you **wearing**?

I'm **wearing** a green hat.

What's he/she **wearing**?

He's/She's **wearing** white pants.



7 Color and write.

b = brown


g = green

o = orange

p = purple

r = red

y = yellow



1. He's wearing an orange _____.
2. He's wearing a yellow _____.
3. He's wearing purple _____.
4. He's wearing brown _____.
5. He's wearing green _____.

gloves

hat

pants

shirt

shoes

17
8

Listen and check (✓).

1.



a.



b.

2.



a.



b.

3.



a.



b.

4.




a.



b.

9


Draw. What are you wearing?



10 Find and write.



It's wet in the _____.



mountains




It's hot in the _____.



jungle



It's cold in the _____.




desert


11 Read and draw.

Funny Hats!

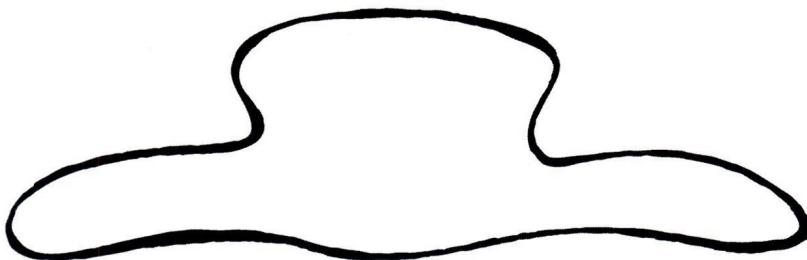
1. Her hat has dogs on it.




2. Her hat has pencils on it.



3. Her hat has shoes on it.



4. Her hat has flowers on it.



flower



dog



pencil



shoe

18
12

Listen. Write c or g.

1.



__at

2.




__irl

3.



do__

4.



__orn

19
13

Listen and match.

1.




2.



3.



4.



20
14

Look and color. Then listen and check (✓).

- 1 = green 2 = yellow 3 = black
4 = blue 5 = orange 6 = purple

1.




a.



b.

2.



a.



b.

3.



a.



b.

4.



a.



b.

15

What are you wearing? Write.

- a blouse a jacket a shirt a skirt
boots pants shoes

I'm wearing _____.

unit 5

Busy at Home



Listen and sing. Then match.

I'm Busy



I'm **brushing my teeth**.

I'm **combing my hair**.

I'm busy. I'm busy.

I have to get there.

I'm **eating breakfast**.

I'm **washing my face**.

I'm busy. I'm busy.

I have no time to waste.

I'm putting on my jacket.

And my backpack — wait!

I'm busy. I'm busy.

But I can't be late.

a.



b.



c.




d.



2 Look and write.

- bathroom
- bedroom
- dining room
- kitchen
- living room

1. bathroom 2. _____





3. _____ 4. _____ 5. _____


3 Look. What are they doing? Look at the rooms in **2**. Write the room number.



3







4 Read. Write the answer.

Fun at Home



1. What's he doing?

He's playing.




2. What's he doing?

He's _____.



3. What's she doing?






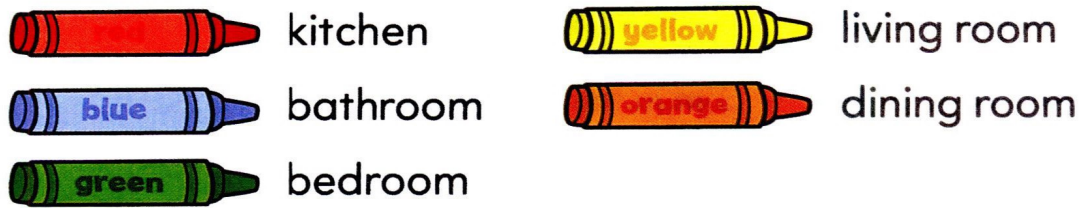
She's _____.



4. What's he doing?

He's _____.

5 Look and color around the rooms.



6 Circle.

1.  She's in the **bathroom** / **bedroom**.

2.  She's in the **living room** / **kitchen**.

3.  She's in the **bedroom** / **dining room**.

Where's Dylan? He's in the dining room.


Where's Pam? She's in the living room.

Where are you? I'm in the bedroom.



Listen and match.


1.




2.



3.



4.



Look at 7. Write *He's*, *I'm*, or *She's*.

1. Where's your father? _____ in the kitchen.
2. Where's your mother? _____ in the bedroom.
3. Where are you? _____ in the living room.

23
9

Listen. Write the number.



10 Look at 9. Write.

1. Where's Ana?

She's in the _____.

2. Where's her father?

He's in the _____.

dining room
kitchen

11 Draw. Where are you?


irLanguage.com

I'm in the _____.


12 Draw lines. Connect the numbers.

<p>1. ● ● ● ● ●</p> <p>● ● ● ● ●</p> <p>● ● ● ● ●</p> <p>● ● ● ● ●</p> <p>● ● ● 3 ● ●</p> <p>● ● ● 2 ● ● 4 ●</p> <p>● ● ● 8 ● 7 ● 6 ● 5</p> <p>● ● ● ● ●</p> <p>● ● ● ● ●</p> <p>● ● ● ● ●</p> <p style="text-align: center;">triangle</p>	<p>2. ● ● ● ● ●</p> <p>● ● 3 ● 4 ● 5 ●</p> <p>● ● 2 ● ● 6 ●</p> <p>● ● 8 ● 7 ●</p> <p>● ● ● ● ●</p> <p>● ● ● ● ●</p> <p>● ● ● ● ●</p> <p>● ● ● ● ●</p> <p>● ● ● ● ●</p> <p>● ● ● ● ●</p> <p style="text-align: center;">square</p>	<p>3. ● ● ● ● ●</p> <p>● ● ● ● ●</p> <p>● ● ● ● ●</p> <p>● ● ● ● ●</p> <p>● ● ● ● ●</p> <p>● ● ● ● ●</p> <p>● ● ● ● ●</p> <p>● ● ● ● ●</p> <p>● 2 ● 3 ● 4 ● 5 ● 6</p> <p>● ● ● 10 ● 9 ● 8 ● 7</p> <p>● ● ● ● ●</p> <p>● ● ● ● ●</p> <p style="text-align: center;">rectangle</p>
--	--	--

13 Count and write.



How many circles? _____



How many triangles? _____

24
14Write *a*. Listen and number.

b__throom



j__cket




D__d



fl__g

15

Color shapes. Write.



What's this?

It's a c__t.

25
16


Listen and number.



What's she doing?



She's helping at home.




17 Draw. How do you help at home?

I'm helping at home.

unit
6


On the Farm

²⁶
1 Listen and chant. Then match.

a.  **Look at the Animals**


Look over here!
 Look over there!
 There are animals
 Everywhere!


Look over there
 At that **dog!**
 What's it doing?
 It's chasing a frog!

b. 

A **sheep** is eating
 In the barn.

Look over there
 At those **goats.**

d.  What are they doing?
 They're eating some oats.

c. 


2 Write. Then draw.

The dog is chasing
 a _____.



3 Look. Write. Then circle.

1.



It's a cow.

It's **eating** / flying.

cow


dog

duck

frog

horse

2.



It's a _____.

It's **sleeping** / running.

3.



It's a _____.

It's **eating** / swimming.

4.



It's a _____.

It's **jumping** / sleeping.

5.



It's a _____.

It's **swimming** / flying.

مرجع زبان ایرانیان

4 Match.


1.



2.



3.



5 Look at 4. Write.

1. The goat is eating _____.
2. The horse is eating _____.
3. The chickens are eating _____.

27
6


Listen and number.

irLanguage.com



7 Look and write.

eating flying sleeping swimming




1. It's _____.



2. They're _____.



3. It's _____.



4. It's _____.

What's the duck **doing**?

It's **swimming**.

What **are** the cows **doing**?

They're **eating**.

What's he/she **doing**?


He's/She's **running**.

28
8


Look and listen. Circle the answer.



1. **It's** / They're swimming.



2. **It's** / They're eating.




3. **It's** / They're flying.



4. **It's** / They're running.

9 **Draw.**

What's the cat doing?
It's sleeping.



10 Look and write.

eating flying jumping running sleeping swimming

What are they doing?

1. They're

_____.



2. They're

_____.




3. They're

_____.



4. They're

_____.



5. They're

_____.



6. They're

_____.



11 Match and color around the animals. Then write.


chick kitten puppy




1. cat



2. dog




3. hen



a. It's a _____.




b. It's a _____.



c. It's a _____.

12 Underline e. Match and color.

1.




dress



skirt

2.




cow

e

10


ten

3.



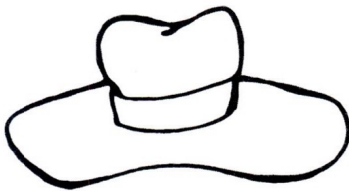
hen

e



goat

4.



hat

e



pets

5.



frog


e



nest

13 Write. Draw the paths. Then trace the words.

brushing feeding playing walking




1. I'm walking
the dog.




2. I'm _____
with the cat.



Be kind
to animals.



3. I'm _____
the birds.



4. I'm _____
the horse.

29
14

Listen and check (✓). Then write.

eating flying jumping sleeping swimming

1.

a. b. They're jumping.

2.

a. b.

She's _____.

3.

a. b.

It's _____.

4.

a. b.

It's _____.

5.

a. b.

They're _____.

Think Big

1 Look, find, and number. 🔍


🔍 CLOTHES

- 1 dress
- 2 hat
- 3 pants
- 4 shirt

2 Look and check (✓).
What is Sue wearing?

- a hat
- a shirt
- boots
- pants
- a jacket

3 Think big and draw.
Sue is not wearing:



4 In Your Classroom

Work in groups and share.


ROOMS

- 5 bathroom
- 6 bedroom
- 7 kitchen

ANIMALS

- 8 cat
- 9 duck
- 10 turtle

irLanguage.com



Party Time


30
1

Match and number. Then sing.



My Birthday Party

Welcome, friends.
Please sit down.
It's my birthday party!
With games and a clown!




1



- 1 We have **pizza**, hot dogs,
- 2 **Salad**, too.
- 3 Apples, **cake**,
- 4 And **ice cream** for you!
- 5 Or put a **hamburger**
On your plate.
- 6 With juice or **milk**
It'll taste great.

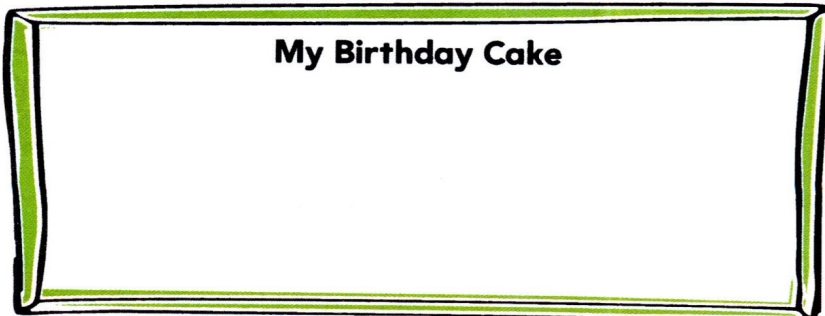


Thanks for the presents.
What a great day!
Let's eat and drink
And play, play, play.



2 Draw.

My Birthday Cake




3 Match.

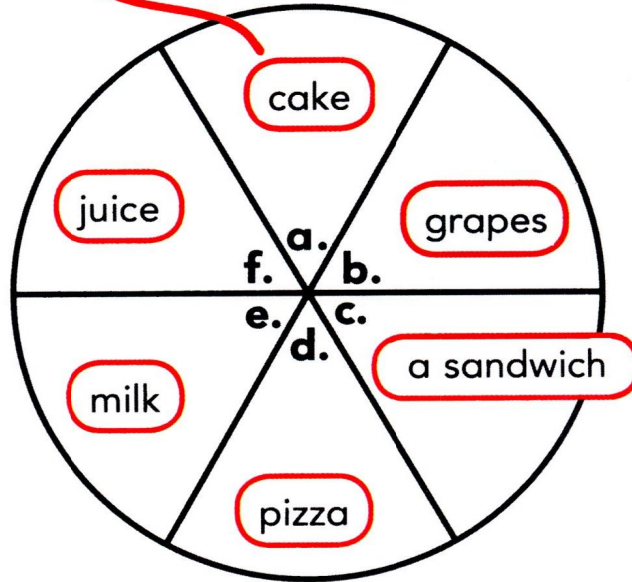

1.



2.




3.




4.



5.



6.



4 Look at 3. Write.

1. They're eating cake. 4. They're eating _____.
2. She's drinking _____. 5. He's drinking _____.
3. He's eating _____. 6. She's eating _____.

5 Read. Then write.

How Many More Days?



1. Max's birthday is on _____.

2. Today is not Max's birthday.
Today is _____.

What day is today?

Today is Monday.


MARCH						
SUNDAY	MONDAY	TUESDAY	WEDNESDAY	THURSDAY	FRIDAY	SATURDAY
1	2	3	4	5	6	7*
8	9	10	11	12	13	14
15	16	17	18	19	20	21
22	23	24	25	26	27	28
29	30					



3. How many more days?
It's _____ more days.

6 Look. Write.

apples oranges pizza presents




irLanguage.com

7 Read and draw.

1. He has grapes and hamburgers for you.



2. She has a sandwich and ice cream.




What **does** he **have**? He **has** milk.

What **do** you **have**? I **have** juice.


8 Trace and write.

an apple cake grapes a hot dog ice cream

1.



2.



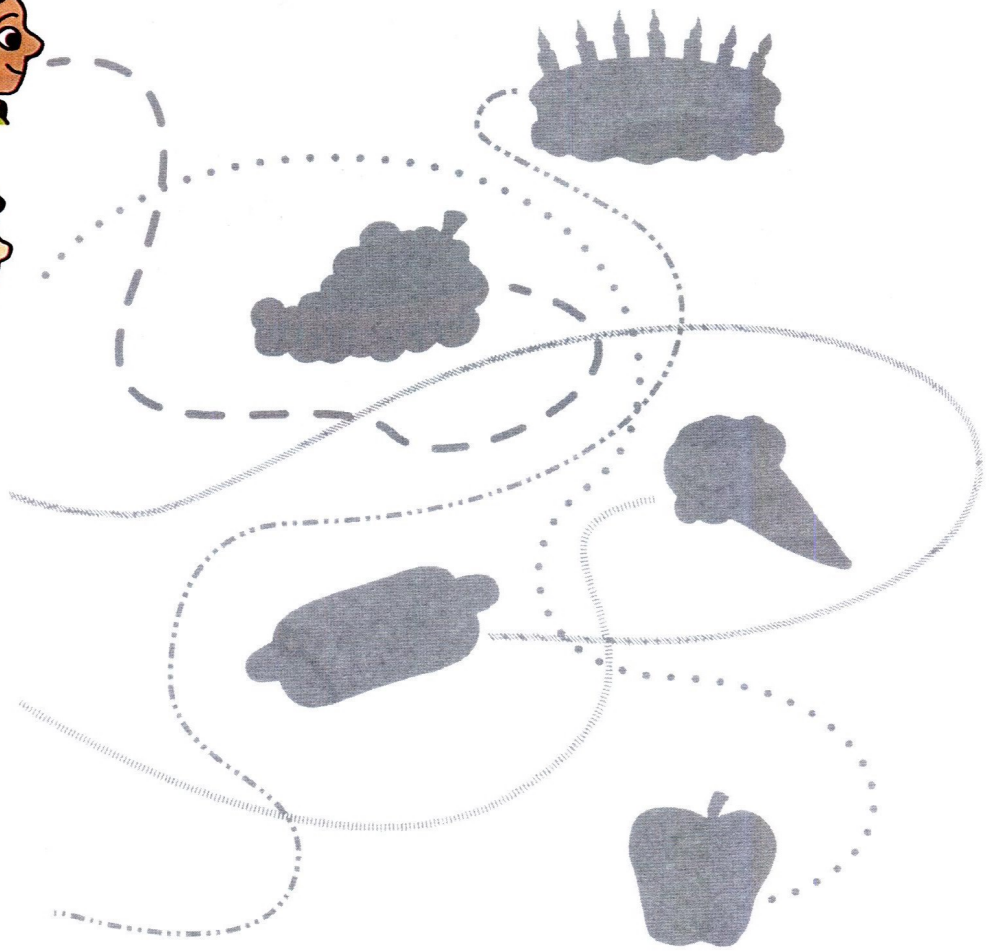
3.



4.



5.



1. They *have grapes* _____.

2. She _____.

3. He _____.

4. He _____.

5. She _____.

31
9

Listen and match. Then write.

1. I have pizza.

2. I _____.




Labels for food items: pizza, a salad, juice, a sandwich, a hamburger.

3. I _____.


4. I _____.

5. I _____.

10 Look. Write.




1. What does he have?
He has a _____
and _____.



2. What does she have?
She has a _____
and _____.

11 Look. Write.



Wow! It's hot!

Brr! It's cold!

1. pizza
2.
3.

4.
5.
6.

12 Circle and write.

1.



It's **cold** / hot. It's ice cream.

2.



It's **cold** / hot. It's a .

3.



It's **cold** / hot. It's .

4.



It's **cold** / hot. It's a .

13 Find *i*. Underline. Then match.

1. milk



2. a pencil

3. six

4. sandwich







5. finger

6



32
14

Listen. Match words with *i*. Color *i* words.



15 Write.

Birthday Father's Day New Year

1.



Happy _____!



Thank you.
Happy New Year to you!

2.



Happy _____!
I have a present for you.




Thank you.

3.



Happy _____,
Dad!



Thank you.
It's in one more day!

16 Look at 15. Find and number.



33
17

Listen and match.

1. I



Monday.

2. They



Tuesday.

3. She



Wednesday.

4. He



Thursday.

5. She



Friday.

6. They



Saturday.

7. I






Sunday.

18

Write *have* or *has*.

I _____ milk. He _____
a sandwich. She _____ juice.



Fun and Games

³⁴
1 Match and write. Then sing.

Please Put Your Toys Away

Mom, where's my **action figure**?
I've looked everywhere.
It's under the big blue chair.
What's it doing there?

Mom, I can't find my **skates**.
Do you know where they are?
Yes, yes, I think I do.
You left them in the car.

Mom, where's my **airplane**?
It's not on my shelf.
Try the toy box in your room.
Please look for it yourself!

Stop asking, "Where are my **toys**?"
And please do what I say.
After you're finished playing,
Please put your toys away!



1. _____



2. _____




3. action figure




4. _____

www.irLanguage.com

2 Draw toys.



Listen and number.



irLanguage.com

4 Look and write.

bike doll skates



What do you want?



I want _____.




I want a _____.



I want a _____.




5 Read. Write. Then draw.



1. Where's the doll?

2. Where are the action figures?



6 Read and number.



1. It's under the table.


2. They're on the shelf.

3. It's in the washing machine.


7 Write *in*, *on*, or *under*.



1. _____



2. _____




3. _____



4. _____



5. _____



6. _____

Where's the ball?

It's **in** the toy box.

It's **on** the shelf.

It's **under** the table.

Where are the skates?

They're **under** the desk.

They're **on** the sofa.

36
8

Listen and circle *in*, *on*, or *under*.



1. in on 4. in on
2. on under 5. on in
3. on under 6. under on


9 Circle the words and write.

x x x **i n** x x x x x x x
 x x x x x u n d e r x x
 x x i n x x x x o n x x

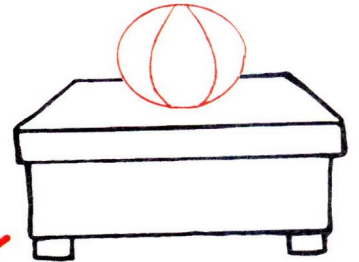
in

10 Trace and draw.

1.



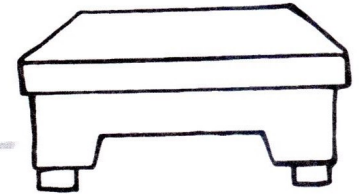
under



2.




on



3.




in




4.




on



5.



under




11 Look at 10. Write *in*, *on*, or *under*.

1. The toy car is _____ the toy box.
2. The crayon is _____ the toy box.
3. The stuffed animal is _____ the toy box.
4. The ball is _____ the toy box.
5. The hat is _____ the toy box.


12 Trace.

11 12 13 14 15
16 17 18 19 20


13 Count and write. How many?




___ balls




___ cars



___ trains



___ airplanes



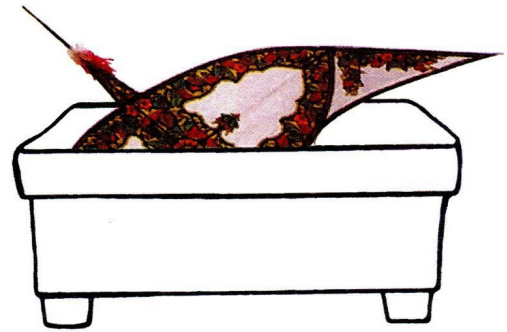
___ games



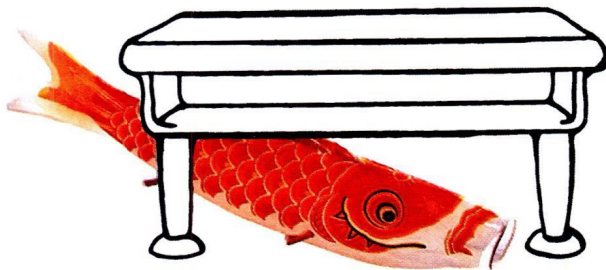
14 Circle and write.

in
on
under

Cool Kites



1. This kite is _____ the toy box.

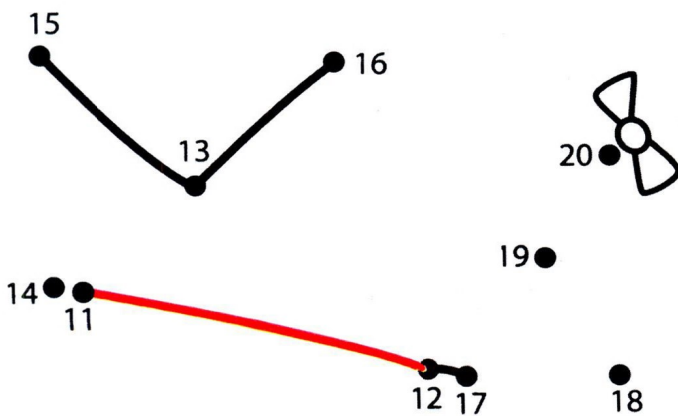


2. This kite is _____ the desk.



3. This kite is _____ the desk.

15 Connect the numbers 11 to 20. Color and write.




What color is your kite?
My kite is _____.

16 Find and underline o.



1. oll



2. blocks









3. socks



4. pot

37
17 Listen. Match words with o. Color o words.



38

18 Listen and number.

irLanguage.com



19 Look at 18. Write *in*, *on*, or *under*.

1. The airplane is _____ the shelf.
2. The action figures are _____ the bed.
3. The ball is _____ the toy box.
4. The stuffed animal is _____ the chair.

20 Look at 18. Count and write.

How many toys do you see? _____

unit 9

Play Time

39
1

Listen and sing. Then match and write.

Play Time Is Cool!



We like play time at our school.
Jumping and Playing,
 Throwing and *catching*.
 Play time is cool at our school!

I'm *throwing* the ball.
 It's so much fun!
 She's hitting. He's *catching*.
 Let's get a home run!

We're *playing soccer*.
 And we need to score
 A goal! It's 2 to 1!
 Let's get two more.



1. _____



2. _____



3. jumping




4. _____

2 Draw faces.



I'm playing.



I'm hitting the ball.

3 Follow the path. Write.


- | | | | | |
|----------|---------|---------|---------|----------|
| catching | walking | hitting | jumping | kicking |
| riding | running | singing | skating | throwing |



1. _____

2. _____

3. _____



7. _____

6. _____

5. _____

4. _____



8. _____

9. _____

10. _____



4 Look at 3. Write *this* or *that*. Then color.

_____ is Tim's house. It's orange.
 _____ is my house. It's blue.

5 Read. Then write the answers.

Yes, he is.
No, he isn't.

I'm Not Tired!



He's jumping on his bed.

1. Is Jimmy sleeping?

2. Is Jimmy jumping?



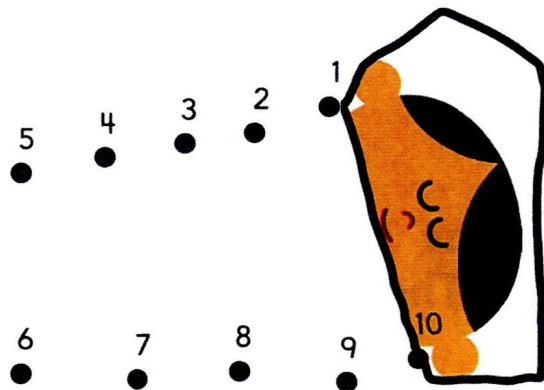
He's playing.

3. Is Jimmy playing?

4. Is Jimmy skating?

6 Connect the numbers 1 to 10. Write.

Jimmy is _____ now.




7 Look. Check (✓) the answer.

1.



Is Tom skating?



- Yes, he is.
- No, he isn't.

2.

Is Jen jumping?



- Yes, she is.
- No, she isn't.



8 Write the answer.


- Yes, it is.
- No, it isn't.

1.



Is it playing?

2.



Is it singing?

3.



Is it sleeping?

Is she **singing**?

Yes, she **is**.

No, she **isn't**.


Are they **playing**?

Yes, they **are**.

No, they **aren't**.


40
9

Look and listen. Circle the answer.



Yes, he is.

No, he isn't.



Yes, she is.

No, she isn't.



Yes, they are.


No, they aren't.



Yes, they are.

No, they aren't.

10 Look and write the answer.



Are they eating?

Yes, _____.



Are they swimming?

No, _____. They're flying.

41
11


Listen and number.




12 Look at 11. Count and write.

1. How many are jumping? _____
2. How many are singing? _____
3. How many are throwing a ball? _____
4. How many are having play time? _____

13 Follow the paths. Write. Then do the actions!

1. j u m p  jump

2. f y  _____


3. b l o y  _____

4. t u r n  _____


5. c l a p  _____

6. s i t  _____

14 Match words with *u*. Color *u* words.



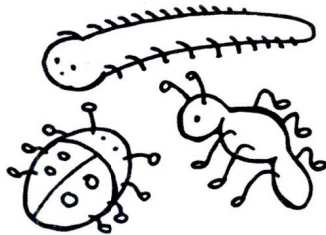
1. pen




2. puppet




3. puppy




8. bugs




4. hat



7. apple



6. blocks



5. duck

15 Underline *u*.


1. Bugs are jumping in the sun.
2. A puppy is under the table.
3. I have a puppet and a drum.

16 Write. Match.

catching
running

drinking
sleeping

eating
swimming



1. running

This is exercise.



2. _____




3. _____


This isn't exercise.



4. _____




5. _____



6. _____

17 Draw an exercise. Then write.

I'm _____.



42
18

Listen and number.



19 Look and match.



a. That ball

c. Those skates

b. These skates

d. This ball

Think Big

1 Look, find, and number. 🔍

🔍 TOYS

- 1 action figure
- 2 bike
- 3 game
- 4 skates



2 Look and check (✓).
What does he have?

My Birthday Wish List



- cars
- a bike
- a game
- skates
- a train

3 Think big and draw.
What is in the birthday present?



4 In Your Classroom

Work in groups and share.

🔍 PARTY FOOD

- 5 cake
- 6 hamburgers
- 7 juice

🔍 PLAY TIME


- 8 catching
- 9 kicking
- 10 throwing



What's this? It's a chair.

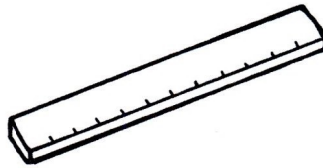
1 Trace and color.

1. What's this?



It's a marker. It's blue.

2. What's this?




It's a ruler. It's yellow.

3. What's this?




It's a backpack. It's red.

4. What's this?




It's a crayon. It's green.

5. What's this?



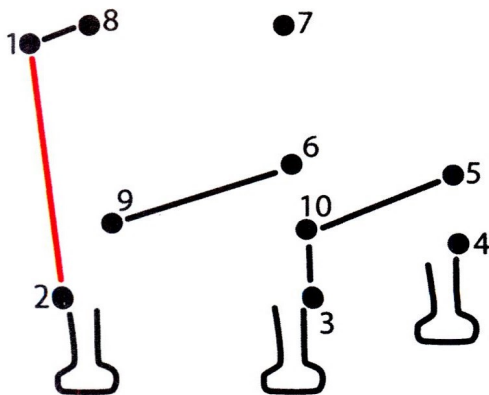
It's a pencil. It's blue.

6. What's this?



It's a book. It's red.

2 Connect the numbers 1 to 10. Look and circle.



What's this?


It's a **chair / desk**.

How many brothers and sisters do you have?


I have one brother.
I have two sisters.

1 Trace and match.

1.  I have three sisters.

2.  I have two brothers.

3.  I have one brother and one sister.

4.  I have one sister.


5.  I have two sisters and one brother.



2 Draw a monster family.

3 Look at 2. Trace. Count and write.

How many monsters? _____



Does she have long hair?	Yes, she does .
Does he have short hair?	No, he doesn't .
Does it have a small head?	Yes, it does .
Does it have a big head?	No, it doesn't .

1 Look and match.


- Does she have a long nose?
- Does she have short hair?
- Does she have long arms?
- Does she have big feet?
- Does he have a long nose?
- Does he have short hair?
- Does he have long arms?
- Does he have big feet?



- Yes, she does.
- No, she doesn't.
- Yes, he does.
- No, he doesn't.

2 Look at the dog. Write.

- It has long _____.
- It has a big _____.



What **are** you **wearing**?

I'm **wearing** a green hat.

What's he/she **wearing**?


He's/She's **wearing** white pants.

1 What's she wearing? Write and color.

1. *She's wearing* _____ a red blouse.

2. _____ a yellow skirt.

3. _____ brown shoes.



2 Read and color.

What are you wearing?

I'm wearing a red jacket and brown pants.

I'm wearing an orange dress and purple shoes.



Where's Dylan? He's in the dining room.

Where's Pam? She's in the living room.

Where are you? I'm in the bedroom.

1 Look and write *He's* or *She's*.

1. Where's Jim?



He's in the kitchen.

2. Where's Ellen?



_____ in the bedroom.

3. Where's Ben?




_____ in the bathroom.

4. Where's Pam?





_____ in the living room.

2 Look at 1. Write.


1.  Where are you?

I'm in the _____.






2.  Where are you?

I'm in the _____.



What's the duck doing ?	It's swimming .
What are the cows doing ?	They're eating .
What's he/she doing ?	He's/She's running .

1 Look and match. What are they doing?



2 Read. Circle and write.

1. What's he doing? 

He's / They're _____.

2. What are the cats doing? 

She's / They're _____.

3. What's she doing? 

She's / He's _____.

4. What's it doing? 

It's / They're _____.

What **does** he **have**? He **has** milk.

What **do** you **have**? I **have** juice.

1 Look and circle.

1. What does he have? He **have** / **has** cake.



2. What does she have? She **have** / **has** a hamburger.



3. What do you have? I **have** / **has** pizza.



4. What do they have? They **have** / **has** juice.



2 Write *have* or *has*. Then match.

1. I _____ salad.

2. She _____ a sandwich.

3. They _____ juice.

4. I _____ a hot dog.

a.



b.



c.



d.



Where's the ball?

It's **in** the toy box.
It's **on** the shelf.
It's **under** the table.

Where are the skates?



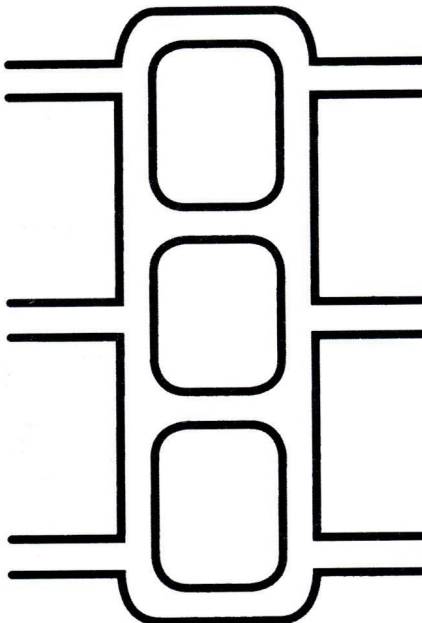
They're **under** the desk.
They're **on** the sofa.

1 Write *Where's* or *Where are*. Then match.

1. _____
the action figures?


2. _____
the car?

3. _____
the blocks?




2 Look and write *in*, *on*, or *under*.


1. Where's the ball?
It's _____ the desk.



2. Where are the balls?
They're _____ the desk.



3. Where's the ball?
It's _____ the desk.



Is she **singing**?

Yes, she **is**.

No, she **isn't**.

Are they **playing**?

Yes, they **are**.

No, they **aren't**.

1 Read. Look and write.

1.



Is she singing?

Yes, she is.

2.



Is he running?

No, he _____.


3.



Are they sleeping?

No, they _____.

4.



Are they reading?

Yes, they _____.

2 Look at 1. Write *Is* or *Are*. Write the answer.

1. _____ she eating?

_____.

2. _____ he reading?

_____.

3. _____ they swimming?

_____.

4. _____ they skating?

_____.

Trace.

A a

B b

C c

D d

E e

F f

G g

H h

I i

J j

K k

L l

M m

N n

O o

P p

Q q

R r

S s

T t

U u

V v

W w

X x

Y y

Z z

19

16

13

10

7

4

1

20

17

14

11

8

5

2

18

15

12

9

6

3

Trace.

BIG ENGLISH

WORKBOOK 1 Audio CD

TRACK	ACTIVITY	PAGE
1	Audio Program <i>Introduction</i>	
2	<i>Big English</i> Song	1
Unit 1: Good Morning, Class!		
3	Activity 1 Song: <i>The Classroom Song</i>	2
4	Activity 8	5
5	Activity 9	5
6	Activity 10	6
7	Activity 12	7
Unit 2: My Family		
8	Activity 1 Song: <i>I Love My Family</i>	12
9	Activity 5	15
10	Activity 8	18
11	Activity 12: Letters <i>b</i> and <i>p</i>	20
Unit 3: My Body		
12	Activity 1 Song: <i>My Body Song</i>	22
13	Activity 7	25
14	Activity 13: Letters <i>d</i> and <i>t</i>	29
15	Activity 17	31
Unit 4: My Favorite Clothes		
16	Activity 1 Chant: <i>These Are the Clothes</i>	34
17	Activity 8	39
18	Activity 12: Letters <i>c</i> and <i>g</i>	42
19	Activity 13: Letters <i>c</i> and <i>g</i>	42
20	Activity 14	43
Unit 5: Busy at Home		
21	Activity 1 Song: <i>I'm Busy</i>	44
22	Activity 7	48
23	Activity 9	49
24	Activity 14: Short <i>a</i> Sound	51
25	Activity 16	52
Unit 6: On the Farm		
26	Activity 1 Chant: <i>Look at the Animals</i>	54
27	Activity 6	57
28	Activity 8	58
29	Activity 14	63
Unit 7: Party Time		
30	Activity 1 Song: <i>My Birthday Party</i>	66
31	Activity 9	71
32	Activity 14: Short <i>i</i> Sound	73
33	Activity 17	75
Unit 8: Fun and Games		
34	Activity 1 Song: <i>Please Put Your Toys Away</i>	76
35	Activity 3	77
36	Activity 8	80
37	Activity 17: Short <i>o</i> Sound	84
38	Activity 18	85
Unit 9: Play Time		
39	Activity 1 Song: <i>Play Time is Cool!</i>	86
40	Activity 9	90
41	Activity 11	91
42	Activity 18	95

BIG

ENGLISH 1

WORKBOOK

**Share in your students' success.
Watch them excel in English.**

BIG ENGLISH prepares students for the challenges they will find in today's world:

- **CLIL:** because students are learning English and so much more
- **21st Century Skills:** because students want to get ahead and need to be prepared for the world around them
- **Assessment for Learning:** because confidence leads to success

**Think Big! Dream Big!
BIG ENGLISH!**