



BIG

tv



irlanguage

2ND EDITION

BIG TV WORKBOOK





irlanguage

2ND EDITION

BIG TV WORKBOOK



Contents

Unit	Vocabulary	Structures	CLIL: Content and Culture	Videos
1 School Time pp. 4-7	Ways to travel to school: by bicycle, by bus, by car, by taxi, by train, on foot	Maria goes to school by bus. The children go to school on foot. I see two buses.	Math: numbers 1-10 Traveling to school around the world: different and unusual ways to go to school	School Time video Before You Watch: one, two, three, four Watch: dry, feet, have to, home school, must, Indonesia, USA, UK
2 A New Family pp. 8-11	Family members: baby, brother, cousins, family, father, friends, mother, sister	How many brothers / sisters / friends do you have? I have two sisters. I have one brother.	Social Science: people Families around the world: different families	A New Family video Watch: feed, like, milk, now, play, wants, Kenya
3 Use Your Body pp. 12-15	Senses and actions: hear, play, see, sign, smell, speak, taste, touch Parts of the body: ears, hands, head, mouth, nose	I speak with my mouth. He tastes with his mouth. We sign with our hands. They smell with their noses. Does he play the drums? Yes, he does. / No, he doesn't. He plays the piano.	Life Sciences: the senses Communicating around the world: different ways to use your body and communicate	Use Your Body video Before You Watch: drums, piano, table, window Watch: communicate, play the piano, play a window, use, Sao Paolo
4 Clothes pp. 16-19	Clothing items: cap, hat, kit, scarf, suit, tracksuit, T-shirt	What's Mario wearing? He's wearing a scarf. Soccer players wear a soccer kit.	Social Science: clothes Types of clothes for sport around the world: different clothing items for different sport activities	Clothes video Before You Watch: horse race, spectators, soccer player, team manager Watch: smart clothes, match, top hat, wear
5 World Homes pp. 20-23	Types of homes: apartment, chum, house, narrow boat, student home, tent, yurt	This is my home. These are yurts. I live in a narrow boat. My home is a house. Where's Sally? She's in a tent.	Social Science: buildings and homes Homes around the world: different types of homes	World Homes video Before You Watch: canal, solar panels, shipping containers, truck Watch: Denmark, London, Mongolia, Siberia
6 Interesting Animals pp. 24-27	Animals: bear, chicken, guinea pig, lamb, lion, pony, rabbit, sheep, tiger Action verbs: eating, running, sleeping, swimming	What is it? It's a guinea pig. What's the sheep doing? It's eating. What are the ponies doing? They're running.	Social Science: animals Animals around the world: different and unusual ways people can spend time with animals	Interesting Animals video Before You Watch: elderly care home, farm, theme park Watch: eat, run, sleep, swim, Korea
7 Party Cakes pp. 28-31	Types of cakes: chocolate cake, cupcakes, fruitcake, gingerbread, ice cream cake, mooncakes, strawberry cake	What do I have? I have an ice cream cake. What does he have? He has mooncakes. What do we have? We have a chocolate cake. What do they have? They have cupcakes.	Life Science: sweet food Cakes around the world: different and unusual types of cakes	Party Cakes video Watch: designer bags, smartphone, China, India, St. Paul's, the Great Wall, the White House, Tower Bridge
8 Flying Kites pp. 32-35	Adjectives: beautiful, big, colorful, cool, fun, high, successful, windy Colors: blue, green, orange, pink, purple, red, yellow	Is Kelly's kite red? Yes, it is. / No, it isn't. It's blue. My kite is green. Nina's kite is orange. The kite is colorful. The kites are beautiful.	Social Science: flying objects Kites around the world: different ways to fly kites	Flying Kites video Before You Watch: plastic, sticks, string Watch: drawings, kite festival, kite surfing, make, popular, Cairo, Egypt, Guatemala, Thailand
9 Let's Get Active pp. 36-39	Action verbs: balance, dive, flip, jump, kick, practice tricks, run, spin	Is he spinning? Yes, he is. / No, he isn't. He's balancing. Are they jumping? Yes, they are. / No, they aren't. They're flipping.	Physical Education: exercise Getting active around the world: different ways to get active	Let's Get Active video Before You Watch: dance competition, skateboard, parkour Watch: energetic, play time, teach, Ethiopia

1

School Time

Before You Watch

I will learn about traveling to school.

²
1 Listen, look, and say.



1 by bus



2 on foot



3 by train



4 by car





5 by bicycle





6 by taxi

³
2 Listen and check (✓).



a

	
<input type="checkbox"/>	<input type="checkbox"/>

b

	
<input type="checkbox"/>	<input type="checkbox"/>


c

	
<input type="checkbox"/>	<input type="checkbox"/>

3 Read, count and circle.



a I see two / three cars.



b I see two / four bicycles.



c I see one / two bus.



d I see three / four taxis.

4 How do you go to school? Ask and answer with a partner. Draw.





5 Watch and stick in order. Then say.

1	2	3	4
----------	----------	----------	----------

6 Watch again. Match.



- | | | | |
|----------|--------|-----|-------------|
| a | Miles | USA | by taxi |
| b | Amanda | UK | home school |

7 Listen, read, and check (✓).

- a** In Indonesia, the children have to cross ...
- b** They must carry their ...
- c** At school, let's hope their feet are ...

 <input type="checkbox"/>	 <input type="checkbox"/>	 <input type="checkbox"/>
 <input type="checkbox"/>	 <input type="checkbox"/>	 <input type="checkbox"/>

8 Follow the maze. Say with a partner.





Maria goes to school ...

... by bicycle!



9 Look and write.



- a** It's a **car**. **b** It's a _____. **c** They're _____. **d** They're _____.



How do children around the world go to school?

2

A New Family

Before You Watch

I will learn about families.

⁵
1 Listen, look, and say.



2 Look, read and match.

- a brother
- c father



- b mother
- d baby

3 Read and write for you.



- a** How many brothers do you have? _____
- b** How many cousins do you have? _____
- c** How many friends do you have? _____

4 How many family members do you have?
Ask and answer with a partner. Draw your family.

A large, empty rectangular area with a blue border decorated with floral patterns, intended for drawing a family. In the bottom-left corner, a young boy with dark skin and curly hair, wearing a red and white plaid shirt, is smiling and pointing towards the drawing area. He is holding a small illustration of a family of six people (two adults and four children) standing together and holding colorful balloons (red, orange, yellow, green, blue, purple).

5 ^{v2} Watch. Check (✓) what you hear or see.

- baby mother father sister

6 ^{v2} Watch again. Write **Yes** or **No**.

- a Is Ndotto from Kenya? _____
 b Is Ndotto two years old? _____
 c Does Ndotto like milk? _____

7 Read and circle.


- a Ndotto has no **mother / friend**.
 b The elephant wants to be Ndotto's big **sister / mother**.
 c Now Ndotto has a big elephant **family / cousin**.



⁶**8** Listen, read, and check (✓).

- a As a baby, Ndotto lives with ... b They feed him ... c Ndotto likes playing with ...













9 Find and circle the words.

j	x	c	o	u	s	i	n
h	s	i	s	t	e	r	f
f	a	m	i	l	y	w	a
p	n	e	a	h	e	l	t
e	j	b	a	b	y	y	h
f	r	i	e	n	d	g	e
j	i	m	o	t	h	e	r
w	b	r	o	t	h	e	r

Word list

baby
 brother
 cousin
 family
 father
 friend
 mother
 sister

10 Match. Then ask and answer with a partner.

- a I have three brothers.
- b I have three sisters.
- c I have one brother.
- d I have two brothers and one sister.



How many brothers and sisters do you have?

I have one brother and two sisters.



THINK BIG

Where are the biggest families in the world?
Where are the smallest?

3

Use Your Body

Before You Watch

I will learn about body actions.

⁷
1 Listen, look, and say.



1 touch



2 see



3 smell



4 taste



5 hear



6 play



7 speak



8 sign


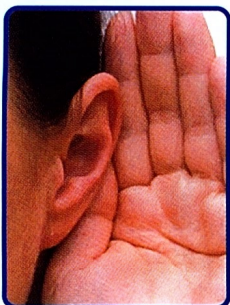
2 Match.

a hear



b play

c sign

d speak



3 Look, read and match.



- a** He touches the window. **b** He plays the piano. **c** They touch the table. **d** She plays the drums.

4 What are the five senses? Ask and answer with a partner. Draw.

5 **Watch and stick in order. Then say.**

1	2	3	4
---	---	---	---

6 **Watch again. Match.**


- | | |
|--|--|
| <p>a Children in Sao Paulo</p> <p>b Curtis</p> <p>c Bruno</p> | <p>play a window</p> <p>sign</p> <p>play the piano</p> |
|--|--|

7 **Read and circle. Then listen and check.**

- a** We use our **bodies / heads** to communicate with the world.
- b** We need our hands and our feet to **touch / play** the drums.
- c** Some children in Sao Paulo use their hands to **hear / speak**.



8 Look. Ask and answer with a partner.



Gary



Harry

Mandy



Bob



Jan

John



Stella



Does Gary play the drums?

No, he doesn't. He plays the piano.



9 Write. Then listen and say.

ears mouth noses hands mouth

- a I speak with my **mouth**.
- b They smell with their _____.
- c We sign with our _____.
- d She hears with her _____.
- e He tastes with his _____.

THINK BIG

Do you play an instrument or a sport? How do you use your body? What do you like to do?

4

Clothes

Before You Watch

I will learn about clothes and sports events

¹⁰
1 Listen, look, and say.



¹¹
2 Listen and circle.



12
3

Listen, look, and say.



soccer player



team manager




horse race



spectators

4

What clothes do you wear for sports?
Ask and answer with a partner. Draw.





5 **Watch. Check (✓) what you hear or see.**

kit

tracksuit

T-shirt

hat

6 **Watch again. Match.**

a soccer game

b horse race

kit

top hat

tracksuit

scarf

smart clothes

7 **Listen, read, and check (✓).**

a Soccer players wear a soccer kit / tracksuit for a match.


b Soccer team managers wear a suit / scarf.

c Spectators wear their team's colors on hats / T-shirts.





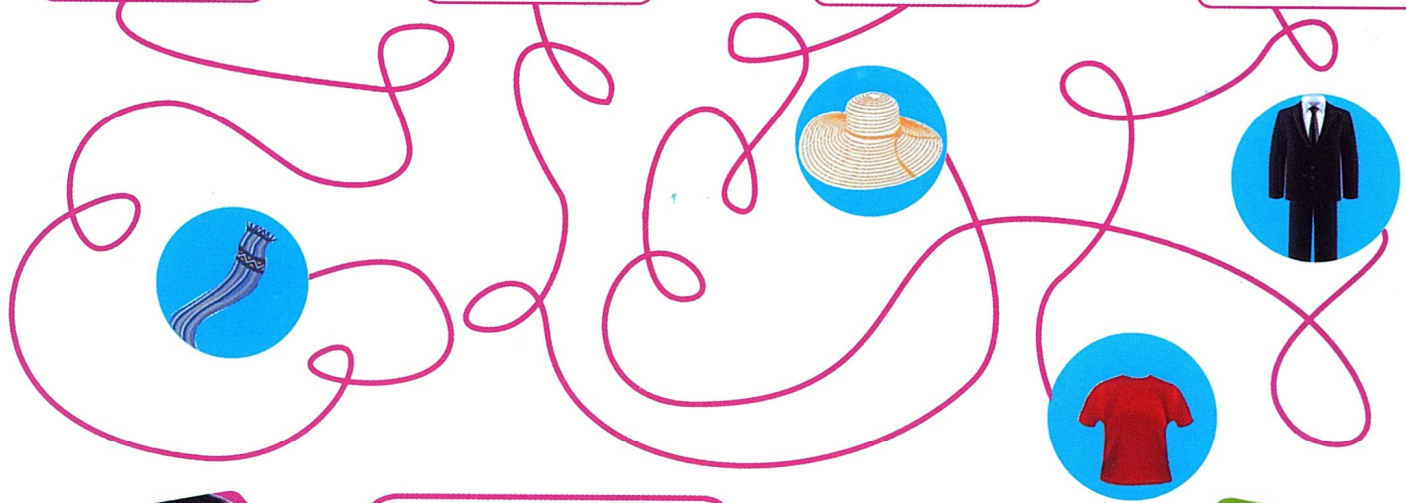









8 Follow the lines. Ask and answer with a partner.



What's Mario wearing?

He's wearing a scarf.



9 Write the words in order. Listen and check.

a wearing – green – a – She's – scarf.

She's wearing a green scarf.

b a – He's – hat – red – wearing.

c tracksuit – wearing – I'm – blue – a.

d black – soccer – You're – a – wearing – kit.



What's popular to wear in your country?

5

World Homes




Before You Watch

I will learn about different homes.

¹⁵ 1 Listen, look, and say.



1 house



2 student home




3 narrow boat



4 tent



5 apartment



6 yurt



7 chum

¹⁶ 2 Listen and match.

a Sam

b Sally


c Tom




1 School Time page 6



3 Use Your Body page 14



5 World Homes page 22



7 Party Cakes page 30



9 Let's Get Active page 38



3 Look, read and match.



- a** These are solar panels. **b** This is a canal. **c** These are shipping containers. **d** This is a truck.

4 What's your home like? Ask and answer with a partner. Draw.



5 v5 Watch and stick in order. Then say.

1

2

3

4

6 v5 Watch again. Match.

- a London
- b Denmark
- c Siberia
- d Mongolia




- student home
- yurt
- chum
- narrow boat

7 17 Listen, read, and check (✓).

a This is my home.
It's a narrow boat.

b My home is an
apartment.

c I live in a house.





8 Follow the maze. Ask and answer with a partner.



Where's Sally?

She's in a tent.



9 Write the letters in order. Then match.

a r o w n r a o t a b

A place to live and study.

narrow boat

b n t e t

A home on the water.

c u t e t n s d m e h o

A place to sleep when you go camping.



Where do your classmates live?
Do a survey and make a chart.

6

Interesting Animals

Before You Watch

irlanguage

I will learn about different animals.

¹⁸
1 Listen, look, and say.



2 Look at 1. Read and write **Yes** or **No**.

a Is it a chicken?

b Is it a lamb?

c Is it a bear?



19
3

Listen, look, and say.



This is a farm.



This is a theme park.



This is an elderly care home.

4

What's your favorite animal?
Ask and answer with a partner. Draw.





5 ^{v6} **Watch. Check (✓) what you hear or see.**

- guinea pig
 sheep
 bear
 pony

6 ^{v6} **Watch again. Match.**

a

London

theme park

b

Korea

elderly care homes

guinea pigs

rabbits

bears

chickens

tigers

lions

²⁰
7 **Listen, read, and check (✓).**

a What is it?

It's a guinea pig.

b What's the sheep doing? It's eating.

c What are the ponies doing?


They're running.













8 Find and circle the words. Ask and answer with a partner.



g	x	o	s	x	h	s	q	y
b	u	t	a	h	n	l	h	r
c	h	i	c	k	e	n	q	a
g	k	g	n	x	p	e	q	b
n	a	e	b	e	a	r	p	b
n	w	r	q	l	a	m	b	i
p	o	n	y	i	w	p	z	t
p	b	d	e	o	j	f	i	e
q	a	s	u	n	v	t	v	g



What is it?

It's a guinea pig!



9 Look and match. Then circle.

- a What's the rabbit doing?
It's running / swimming.
- b What's the lion doing?
It's running / eating.
- c What's he doing?
He's sleeping / eating.



Many families have animals. What are the most popular animals in your country?

7

Party Cakes

Before You Watch

I will learn about cakes and desserts.

²¹
1 Listen, look, and say.



1 chocolate cake



2 strawberry cake



3 fruitcake



4 gingerbread



5 ice cream cake



6 mooncakes



7 cupcakes

²²
2 Listen and check (✓).

a



b



c



3 Look, read and circle.

a  He has mooncakes / cupcakes.

b  I have an gingerbread / ice cream cake.

c  They have a chocolate cake / strawberry cake.

4 What cake do you like? Ask and answer with a partner. Draw.





5 **7** Watch and stick in order. Then say.

1

2

3

4




6 **7** Watch again. Match.

- a
- b
- c
- d

-
-
-
-
-
-

7 **23** Listen, read, and check (✓).

- a St. Paul's is a fruitcake.
- b The Great Wall is a chocolate cake.
- c The White House is gingerbread.



8 Follow the lines. Ask and answer with a partner.



What does she have?

She has a cupcake.



9 Write. Then listen and check.

- a **What does he have?** He has a chocolate cake.
- b _____? They have two cupcakes.
- c _____? She has three fruitcakes.
- d _____? I have an ice cream cake.



What's the most popular cake in your class?
What's the least popular cake?

8

Flying Kites

Before You Watch

I will learn about kites.

²⁵
1 Listen, look, and say.



1 big



2 colorful



3 windy



4 beautiful



5 cool



6 successful



7 fun



8 high


²⁶
2 Listen and circle. Then match.

- a My kite is very big and beautiful / high.
- b The kites are very fun / high.
- c Flying kites is beautiful / fun.


irlanguage




²⁷
3 Listen, look, and say.



plastic



string



sticks

4 Describe your perfect kite. Say with a partner. Draw.

A large, empty rectangular area for drawing, framed by a blue border with a wavy pattern. In the bottom-left corner, there is a small illustration of a boy with dark skin and curly hair, wearing a red and white plaid shirt, pointing towards a drawing on a piece of paper. The drawing shows a yellow kite with a red tail and a boy in a green shirt and blue pants running and holding the kite string.



5 **Watch. Check (✓) what you hear or see.**

big

beautiful

windy

high

6 **Watch again. Match.**

a kite surfing

Guatemala

b kite festival

Egypt

c big kites

Thailand

²⁸
7 **Listen, read, and circle.**

a Kite surfing is a popular toy / sport.

b The kites have beautiful / windy drawings.

c In Cairo, children are making their own sticks / kites.



8 Follow the lines. Ask and answer with a partner.



Kelly



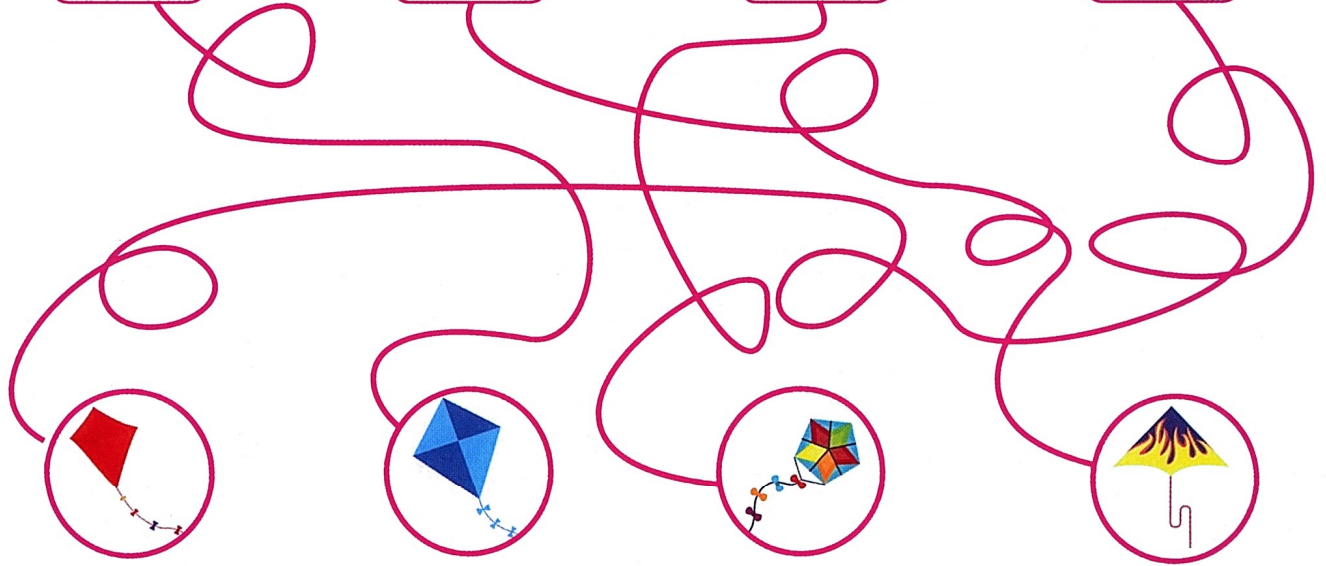
Scott



Jenny



Tim



Is Kelly's kite red?

No, it isn't. It's blue.



9 Read and color.

Look at the children! They're flying their kites. It's a windy day.

Joe's kite is green and red. Alice's kite is yellow.

Nathan's kite is orange, and Nina's kite is pink and purple. They're having so much fun!



Alice

Nathan

Nina

Joe



What other toys fly? Make a list.

9

Let's Get Active

Before You Watch

I will learn about different actions and activities.

²⁹ 1 Listen, look, and say.



1 spin



2 kick



3 run



4 jump



5 flip



6 balance



7 practice tricks



8 dive

³⁰ 2 Listen and number.

- a practice tricks
- b jump
- c run
- d balance



31
3

Listen, look, and say.



performance



parkour



skateboard

4

What actions can you do? Ask and answer with a partner. Draw.



5 **Watch and stick in order. Then say.**



1	2	3
----------	----------	----------



6 **Watch again. Match.**



- | | | | |
|----------|-------------|--|-------------|
| a | parkour | | tricks |
| b | performing | | energetic |
| c | skateboards | | competition |

³²**7** **Listen, read, and check (✓).**


- a** A place in London is teaching parkour to children. **b** Performing is a fun play time activity. **c** Some children in Ethiopia are playing with skateboards.

8 Look. Ask and answer with a partner.



Ted

RJ

Mary

Scott

Sam and Thomas



Is Ted running?

No, he isn't.
He's balancing.



9 Read and match.

- a Is she spinning?
- b Is he kicking?
- c Are they jumping?
- d Are they balancing?

No, he isn't. He's running.

Yes, they're jumping high!

Yes, she is.

No, they aren't.

**THINK
BIG**

What are your classmates' favorite activities?
What don't they like to do?

1 School Time

by bicycle
by bus
by car
by taxi
by train
on foot
one
two
three
four

2 A New Family

baby
brother
cousins
family
father
friends
mother
sister

3 Use Your Body

hear
play
see
sign
smell
speak
taste
touch

ears
hands
head
mouth
nose

4 Clothes

cap
hat
kit
scarf
suit
tracksuit
T-shirt
horse race
soccer player
spectators
team manager

5 World Homes

apartment
chum
house
narrow boat
student home
tent
yurt
canal
solar panels
shipping containers
truck

6 Interesting Animals

bear
chicken
guinea pig
lamb
lion
pony
rabbit
sheep
tiger
elderly care home
farm
theme park

eat
run
sleep
swim

7 Party Cakes

chocolate cake
cupcakes
fruitcake
gingerbread
ice cream cake
mooncakes
strawberry cake

8 Flying Kites

beautiful
big
colorful
cool
fun
high
successfu
windy
plastic
sticks
string

blue
green
orange
pink
purple
red
yellow

9 Let's Get Active

balance
dive
flip
jump
kick
practice tricks
run
spin
dance competition
parkour
skateboard



just got **BIGGER!**

Big English 2nd edition builds on the firm foundations and big ideas of the first edition and brings exciting new features and components to help young learners progress and communicate confidently.

Big TV is a collection of authentic new videos linked to the Student's Book themes which are designed to motivate and engage learners with real-world content.

The Big TV Workbooks exploit the authentic video content and focus on critical thinking by extending the Student's Book CLIL and culture sections and providing new opportunities for additional projects.

Big TV videos are available at: english.com/login

Think BIG! Dream BIG!

English.com/BigEnglish2

