American

Family and Friends 1

2nd Edition

Workbook



مرجع آموزش زبان ایرانیان
www.irLanguage.com

OXFORD

www.irLanguage.com
مرجع زبان ایرانیان

Naomi Simmons

American Family and Friends 1

2nd Edition

Workbook

مرجع آموزش زبان ایرانیان
www.irLanguage.com

این مجموعه با لوگوی مرجع زبان ایرانیان
به صورت نشر برخط و حامل به ثبت رسیده است.
کپی برداری از آن خلاف قانون، شرع و اخلاق است و شامل پیگرد خواهد شد.

Contents

Starter	Hello!	4
Unit 1	What's this?	8
	About me!: Writing about my school things	13
	Fluency Time! 1	14
Unit 2	Playtime!	16
	About me!: Writing about my favorite toys	21
	Math Time!	22
Unit 3	This is my nose!	24
	About me!: Writing about my body	29
	Review 1	30
Unit 4	He's a hero!	32
	About me!: Writing about my family	37
	Fluency Time! 2	38
Unit 5	Where's the ball?	40
	About me!: Writing about the park	45
	Art Time!	46
Unit 6	Billy's teddy bear!	48
	About me!: Writing about my family's things	53
	Review 2	54
Unit 7	Are these his pants?	56
	About me!: Writing about my favorite clothes	61
	Fluency Time! 3	62
Unit 8	Where's Grandma?	64
	About me!: Writing about my home	69
	Social Studies Time!	70
Unit 9	Lunchtime!	72
	About me!: Writing about my lunchbox	77
	Review 3	78
Unit 10	A new friend!	80
	About me!: Writing about my friend	85
	Fluency Time! 4	86
Unit 11	I like monkeys!	88
	About me!: Writing about animals I like	93
	Science Time!	94
Unit 12	Dinnertime!	96
	About me!: Writing about food I like	101
	Review 4	102
Unit 13	Clean up!	104
	About me!: Writing about my bedroom	109
	Fluency Time! 5	110
Unit 14	Action Boy can run!	112
	About me!: Writing about what I can do	117
	Geography Time!	118
Unit 15	Let's play ball!	120
	About me!: Writing about the beach	125
	Review 5	126
Picture dictionary		128

Starter Hello!

Lesson One

1 Trace and circle.

1

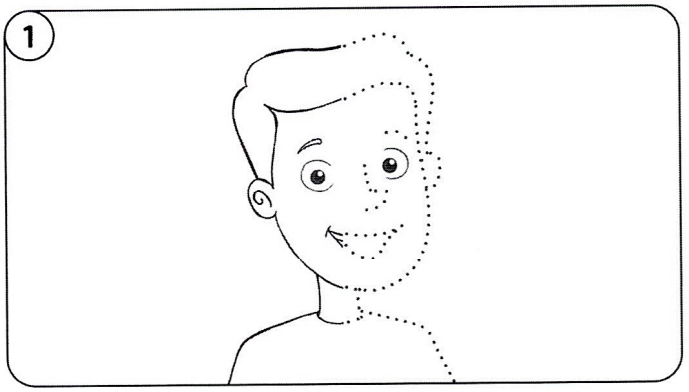

My name's **Tim** / **Billy**.

2



My name's **Rosy** / **Billy**.

3



My name's **Miss Jones** / **Tim**.

4

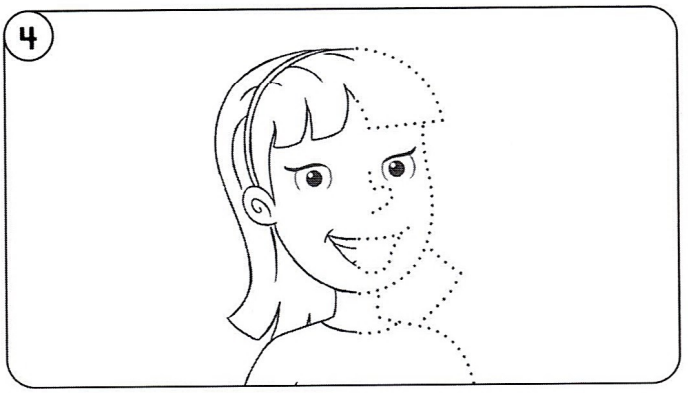

My name's **Miss Jones** / **Rosy**.

2 Draw yourself and write.



What's your name?

My name's _____.

1 Write.

name you I'm Bye ~~Hello~~ Tim

2 Match.

1 Hello.	b	a Bye.
2 How are you?		b Hello.
3 What's your name?		c I'm fine.
4 Goodbye.		d My name's Tim.

Lesson Three

1 Write. Then point and say.



2 Write the numbers.

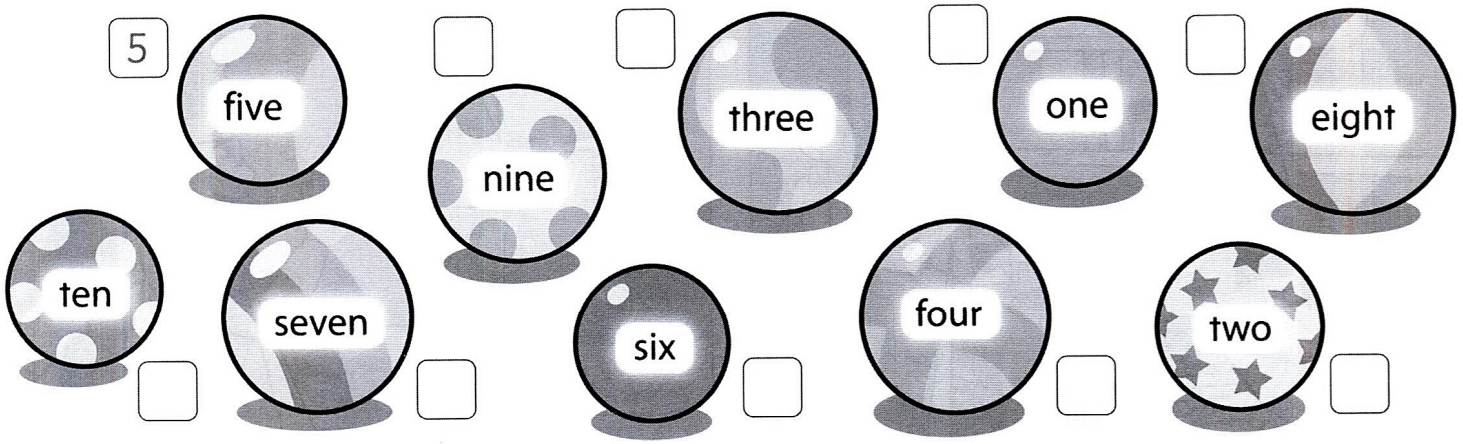

3 Write.

1 Write.

S W M T F ~~S~~ T



2 Read and color.

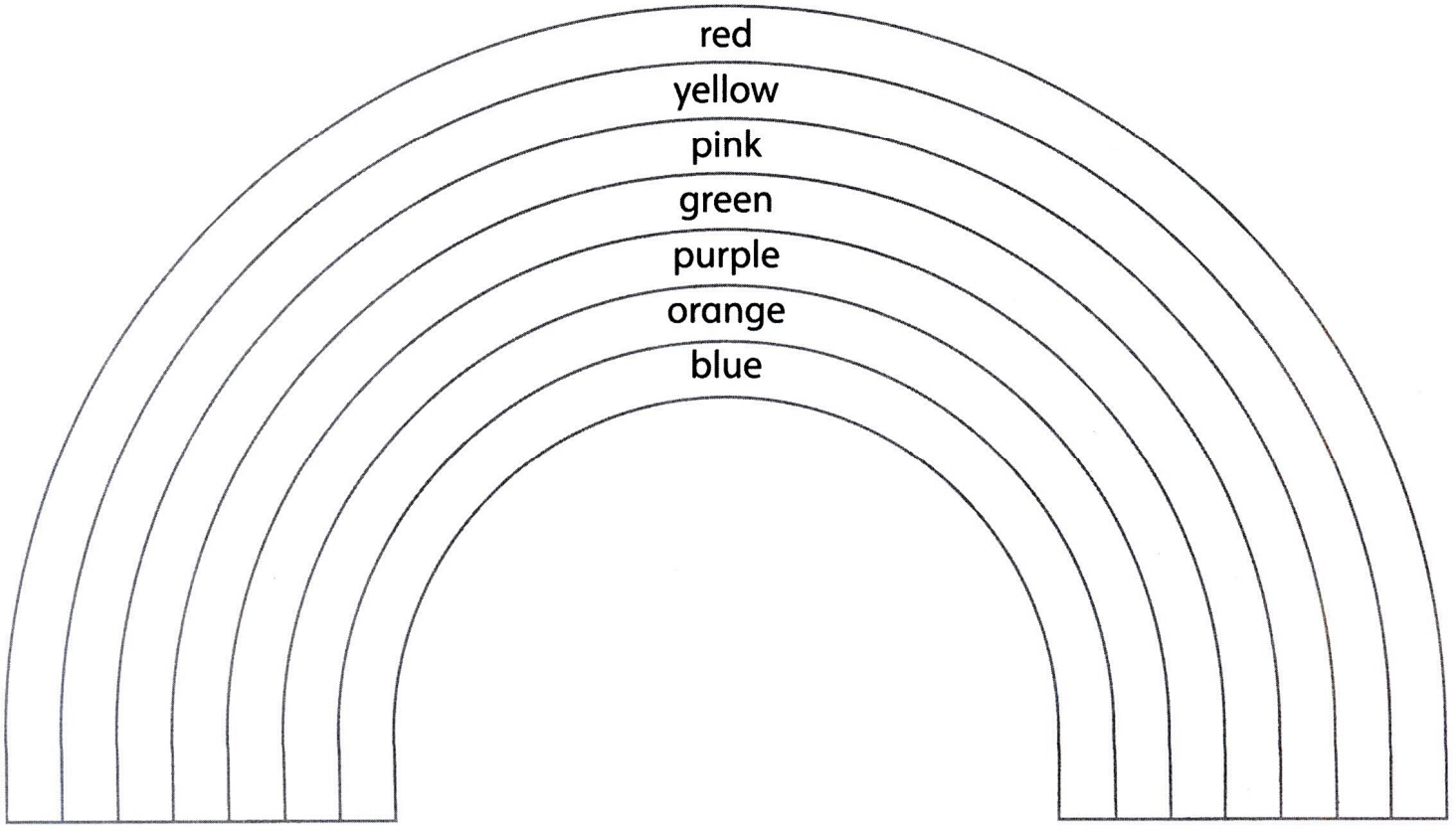

1 What's this?

Lesson One Words

1 Circle the correct word.



book / (pencil)



book / ruler



ruler / eraser

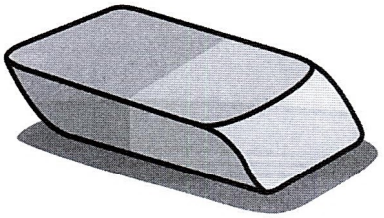

eraser / pen

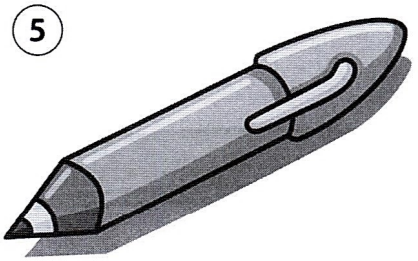

book / pen

2 Write.



1 ruler
2 p
3 b
4 e
5 p

1 Order the words. Match.

1 pen. It's a

It's a pen. ____ b

2 It's ruler. a

____ ____ ____ ☐

3 pencil. a It's

____ ____ ____ ☐

4 book. It's a

____ ____ ____ ☐

5 an eraser. It's

____ ____ ____ ☐

a 

b 

c 

d 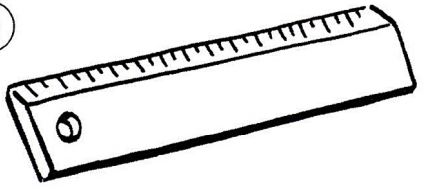

e 

مرجع آموزش زبان ایرانیان
www.IR.com
irLanguage.com

2 Color and write.

1 

What's this?

It's a pencil.

2 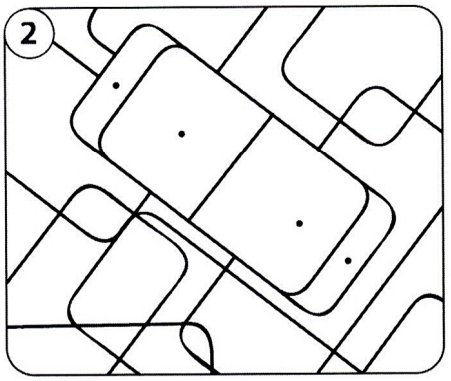

What's ____?

It's ____.

3 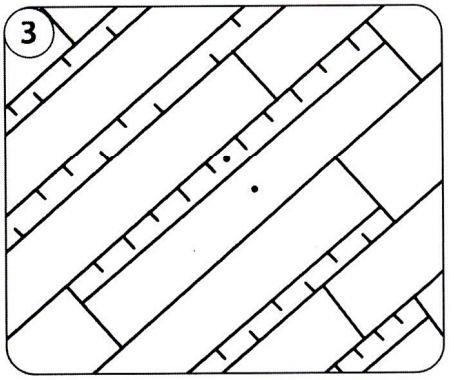

____ ____?

____ ____ ____.

Lesson Three Words

1 Write. door window ~~bag~~

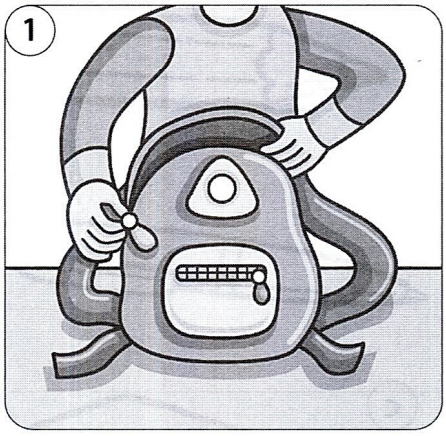

Open the bag.

Close the _____.

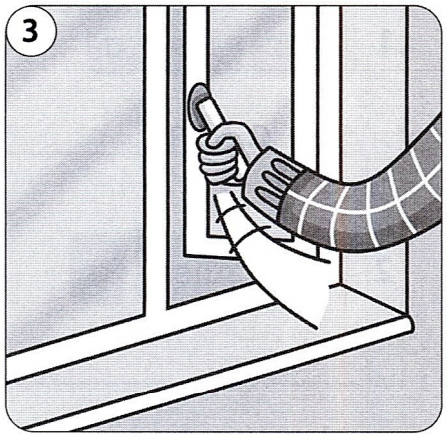

Open the _____.

2 Look and write.

door window pen bag ~~pencil~~ bookcase folder

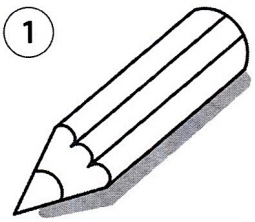









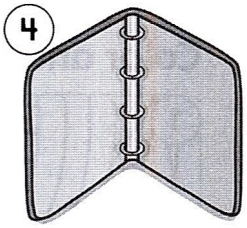

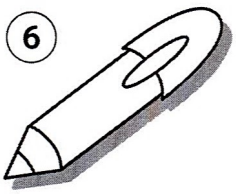

			s					
1	p	e	n	c	i	l		
			h					
2			o					
3			o					
4			l					
			t					
			h					
5			i					
6			n					
7			g					
			s					

1 Trace the correct sound.

a c

d c



d a



b a

2 Write.



a pple



ird



at

og

3 Read and write the letters *a*, *b*, *c*, and *d*.



The c at likes irds.

The og likes pples.

Here's the at with the ird.

Here's the og with the pple.

4 Match.

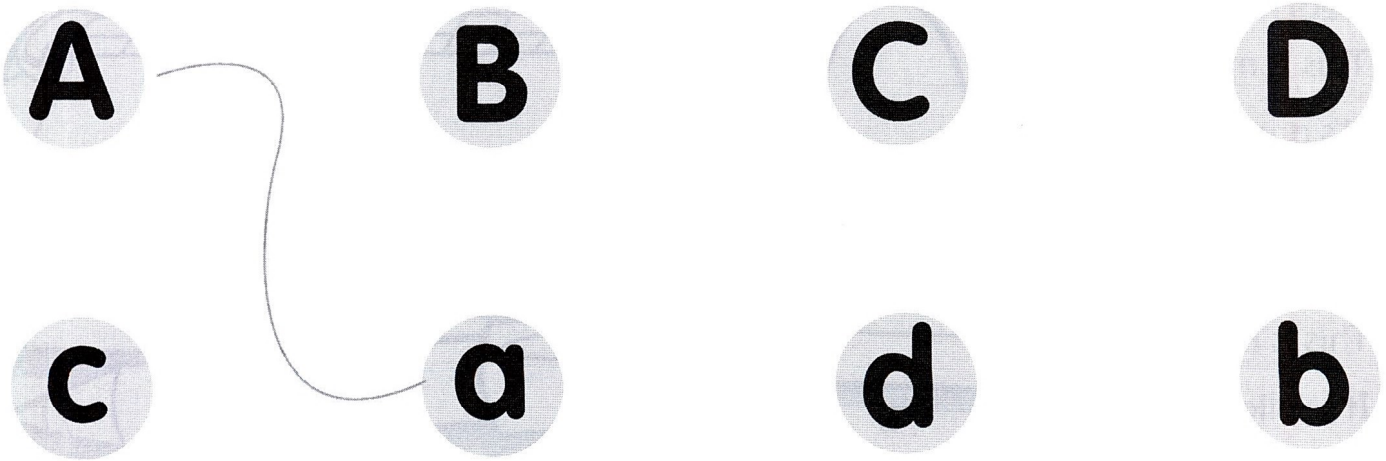

Skills Time!

Lesson Five

Reading

1 Circle the correct word and write.

1 

My name's Emma.

Sally Sue (Emma)

2

This is my school _____.

book ruler bag

3 

It's an _____.

pen eraser bag

4 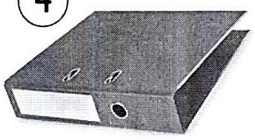

And this is a blue _____.

folder ruler pencil

5

And a red _____.

pen pencil eraser

2 Read and color.

This is my pencil case.

It's green.

This is my pen.

It's red.

This is my ruler.

It's yellow.

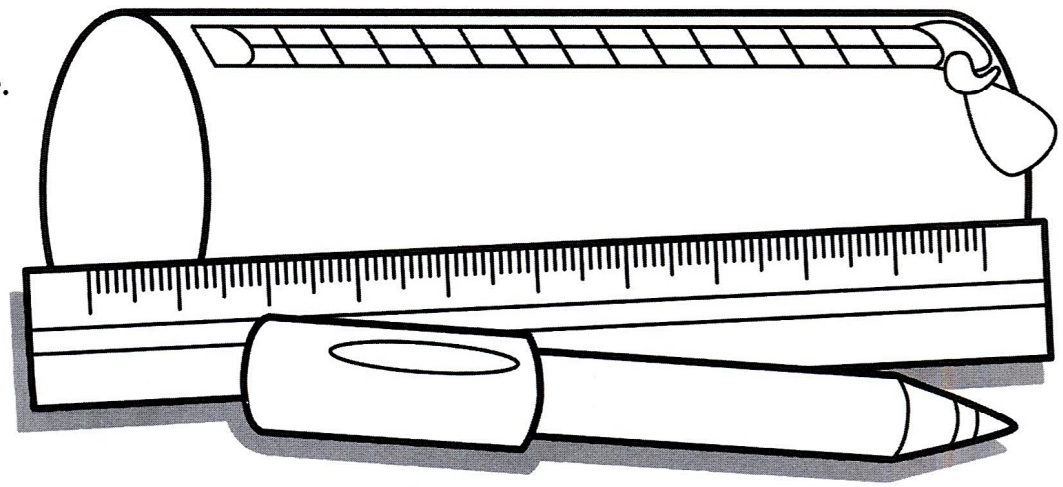

Writing

1 Count the words and write.

1 Open your book. 3

2 It's blue. ____

3 Look at this. ____

4 This is Emma. ____

5 This is my school bag. ____

6 Look at the train. ____

About me!

2 Look at your school things. Write the colors.

red yellow blue green pink purple orange

pen _____ pencil _____ eraser _____

bag _____ ruler _____ book _____

3 Draw, color, and write about three of your school things.

This is a pencil. It's blue.

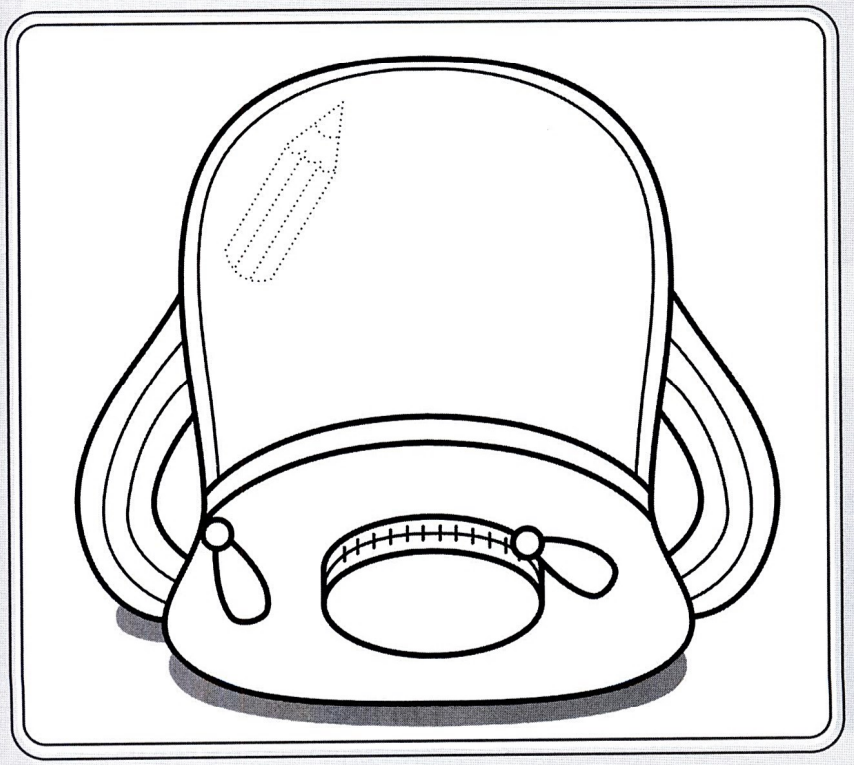

This is a _____.

It's _____.

This is a _____.

It's _____.

This is a _____.

It's _____.

Fluency Time! 1

Everyday English

1 Complete the sentences.



Hi, Natalie. How are _____?



I'm _____, thanks.



_____ are you?



I'm fine, _____.

2 Look and write.

1 Watch and circle.

Ellie / Kate

Ellie / Mom



James / Dad

2 Watch again. Then match.

1 Hi, Ellie. How are you?

2 I'm fine, thanks. And how are you?

3 I have Mr. Jenson. Who is your teacher?

4 I don't know.



3 Talk with a friend. Who is your teacher this year?

2 Playtime!

Lesson One Words

irLanguage.com

1 Number the picture.



1. ~~teddy bear~~
2. car
3. doll
4. puzzle
5. ball

2 Look at the picture above. Read and color.

The ball is green. The teddy bear is orange. The car is red.

3 Write.



It's a ball.



It's a _____.



It's a _____.



It's a _____.

It's a _____.

1 Look at the pictures and match. Then write.



This is ___my___ puzzle.

my

This is _____ ball.

your



This ____ _____ doll.



_____ ____ _____ teddy bear.

مرجع آموزش زبان ایرانیان
www.IR.com
irLanguage.com

2 Write.

Yes, it is. No, it isn't.



1 Is it a doll?

Yes, it is.



2 Is it a teddy bear?

_____, _____.



3 Is it a puzzle?

_____, _____.

4 Is it a ball?

_____, _____.

Lesson Three Words

1 Trace and write. train ~~bike~~ kite



This is my bike. This is my _____. This is my _____.

2 Find and circle the words. Then write.

p u z z l e

b _____

g _____

s	g	a	m	e	p
c	★	c	a	r	u
o	b	i	k	e	z
o	★	★	★	★	z
t	k	i	t	e	l
e	d	o	l	l	e
r	t	r	a	i	n

s _____

d _____



k _____

t _____

c _____

1 Say the sound. Say the words. Color the correct picture.



2 Write.



_e_gg __ig __oat __at

3 Read and write the letters *e*, *f*, *g*, and *h*.



There's an _e_gg with a blue __at.
Look, the __oat has a __ig.
The __oat likes __igs.

4 Match.

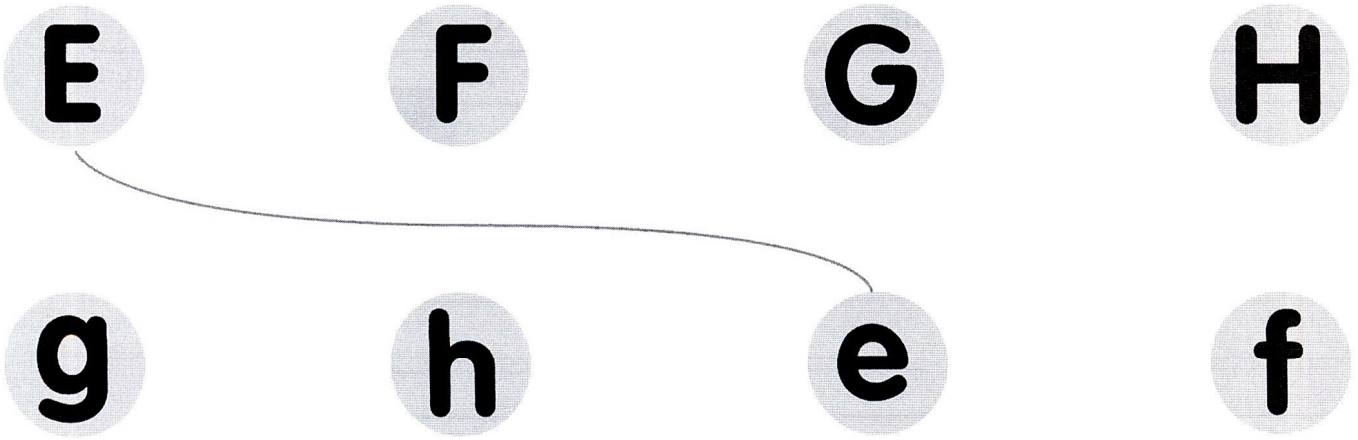

Skills Time!

Lesson Five

Reading

1 Read again and write *T* (true) or *F* (false).

My favorite ...

What's my favorite toy?
My favorite one of all.
Is it my scooter? Is it my doll?
No, it's my orange ball.

What's my favorite color?
What do you think?
Is it yellow? Is it white?
No, it's the color pink.

What's my favorite animal?
Try to guess the word.
Is it a zebra? Is it a cat?
No, it's a pretty bird.

Holly, age 7.

1 My favorite toy is a doll. F
2 My favorite toy is a ball. ____
3 My ball is green. ____
4 My ball is orange. ____
5 My favorite color is pink. ____
6 My favorite color is yellow. ____
7 My favorite animal is a zebra. ____
8 My favorite animal is a bird. ____

2 Write the words in the correct box.

~~scooter~~ yellow white bird ball zebra car cat pink

toys	colors	animals
scooter		

Writing

1 Circle the words. Write the sentences and match.

1 This is my bike.

This is my bike. b

2 Openthedoor.

_____. ☐

3 Thisismyredball.

_____. ☐

4 Closethewindow.

_____. ☐



About me!

irLanguage.com

2 Circle your toys. Underline your favorite toy.

bike car train doll teddy bear puzzle kite ball game

3 Draw and write about your toys.

This is my _____.

This is _____ _____.

This _____ _____ _____.

This _____ _____ _____.

My favorite toy is a _____.

Math Time!

Topic: Addition

1 Complete the picture additions.

1



2



2 Write. equals teddy bear ~~kites~~ four plus

1 Four kites plus two dolls _____ six.

2 Three balls _____ one _____ equals _____.

مرجع زبان ایرانیان

1 Listen again. Write. 34

balls plus equals three ~~kites~~



2 Look at Exercise 1. Point and say.

3 This is my nose!

Lesson One Words

1 Number the picture.



1 ~~leg~~
2 face
3 ear
4 nose
5 arm

2 What's next? Look, draw, and write.

ears legs ~~arms~~ face

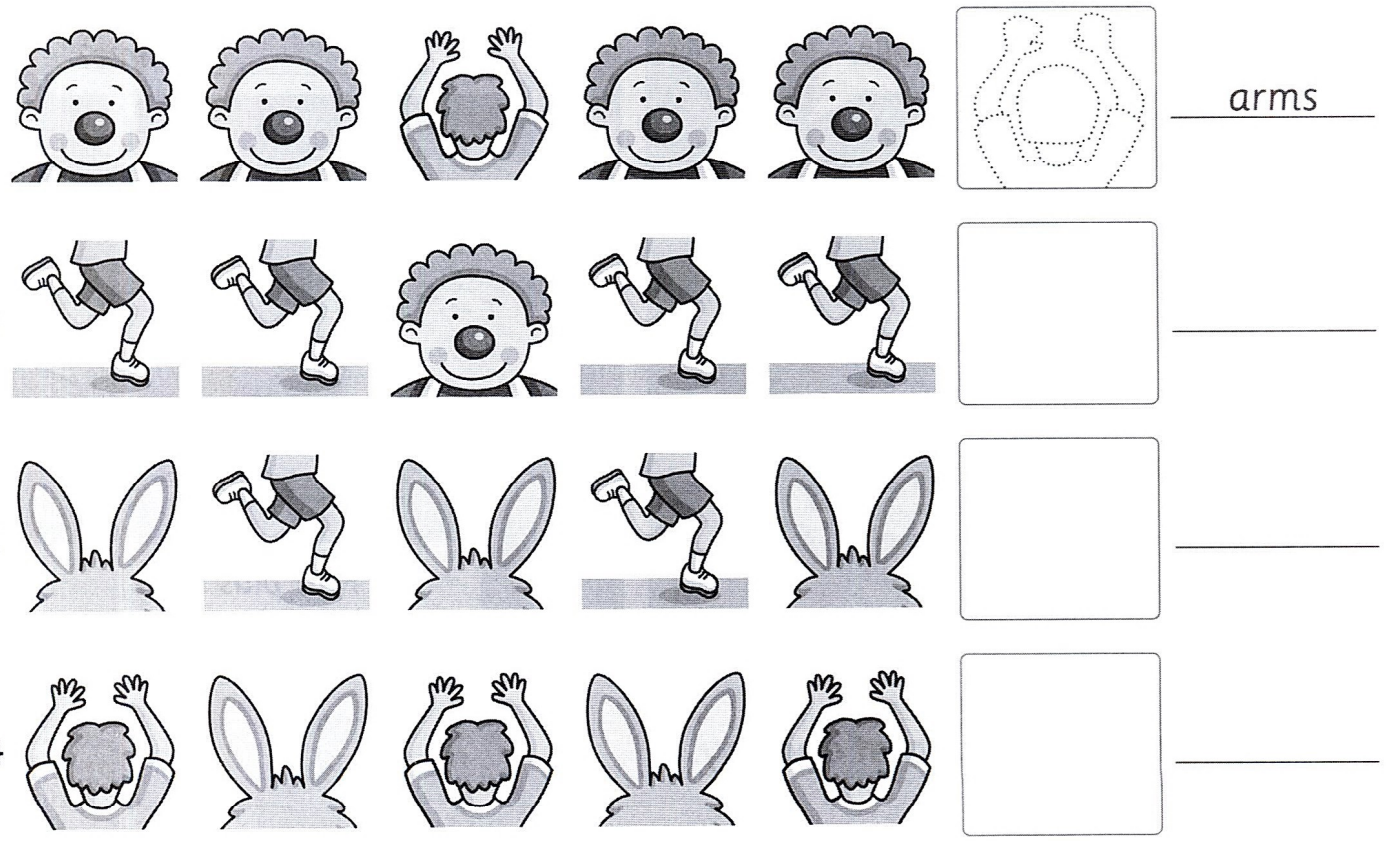

1 Count and circle. Then write.

one two

arm / (arms)

two arms

leg / legs

_____ _____

nose / noses

_____ _____

ear / ears

_____ _____

2 Look at the pictures and match. Then write.

مرجع آموزش زبان ایرانیان
www.IR.com
irLanguage.com

This is



_____ _____ my nose.

These are

_____ _____ my ears.

_____ _____ my face.

Lesson Three Words

1 Read and trace.



Trace three fingers.

Trace five fingers.

Trace one finger.

2 Read and color.



Color the legs yellow.

Color the eyes blue.

Color the nose green.

Color the ears red.

Color the face pink.

Color the hands orange.

Color the shoulders purple.

Color the eyebrows green.

3 Look at the picture again and write.

1 The *eyes* are blue.

2 The _____ are red.

3 The _____ is green.

4 The _____ are purple.

5 The _____ are yellow.

6 The _____ is pink.

1 Match.



2 Read and write the letters *i, j, k,* and *l.*

The _l_ion has some __elly.
The __ion has some __nk.
Look! Here is a __ite.
Oops! The __ion is a mess.

3 Write.



_j_elly



__ird

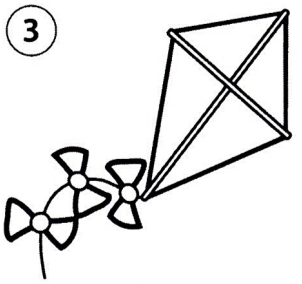

__ite



__ig

__ion

__nk



__pple

__at

Skills Time!

Lesson Five

Reading

1 Read and number the pictures.

1 This is my paper cat.

2 Color the face and body. Color the legs and paws.

3 Now cut out the body. And cut the face.

4 Cut out the four legs. Fold the legs.

5 Cut out the paws. Glue the paws on the legs.

6 Glue the legs on the body.



2 Read again and circle.

1 This is my paper **pen** / **cat**.

2 Color the **face** / **hat**.

3 Cut out the **four** / **six** legs.

4 Glue the **legs** / **fingers** on the body.

Writing

1 Underline the sentences. Count and write.

1 Cut out the four legs. Fold the legs. 2

2 This is my nose. ____

3 This is my pen. This is my pencil. And this is my ruler. ____

4 It's a folder. It's my red folder. ____

5 It's orange. The nose is pink. The eyes are green. It's a tiger! ____

About me!

2 Match.

eyes ears nose legs arms face hands fingers eyebrows shoulders

This is my	These are my

3 Draw and write about your body.

My name's _____.

This is my _____.

This _____ _____ _____.

These are my _____.

These are _____ _____.

These _____ _____ _____.

_____.

_____.

Review 1

1 Read and color.

Color the eraser red.

Color the book blue.

Color the bag yellow.

Color the ruler orange.

Color the pen green.

Color the pencil purple.



2 Look at the picture again and write ✔ or ✘.

1 How many boys?	2 boys	☑
2 How many girls?	3 girls	☐
3 How many windows?	8 windows	☐
4 How many doors?	1 door	☐

3 Write the words in the correct box.

eyes pen ball eyebrows game ruler hands
book ~~train~~ puzzle face addition problem

toys	school	body
train		

4 Order the words.

1 this? What's — What's this?

2 old you? How are — _____

3 It's scooter. a — _____

4 your name? What's — _____

5 Look at the picture and write.

~~nose~~ face fingers legs arms shoulders

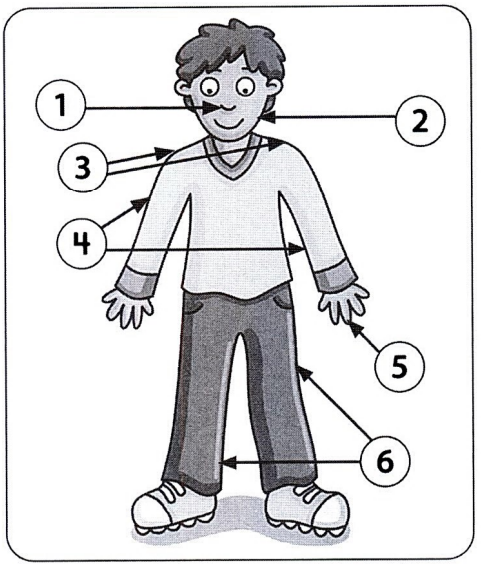

1. This is my nose.
2. This is my _____.
3. These are _____ _____.
4. These _____ _____ _____.
5. _____ _____ _____ _____.
6. _____ _____ _____ _____.

6 Write.

1 
_a_pple

2 
__oat

3 
__ig

4 
__ird

5
__elly

6 
__at

7 
__nk

8 
__gg

4 He's a hero!

Lesson One Words

1 Find and circle the words.

cook	~~firefighter~~	student	teacher	pilot

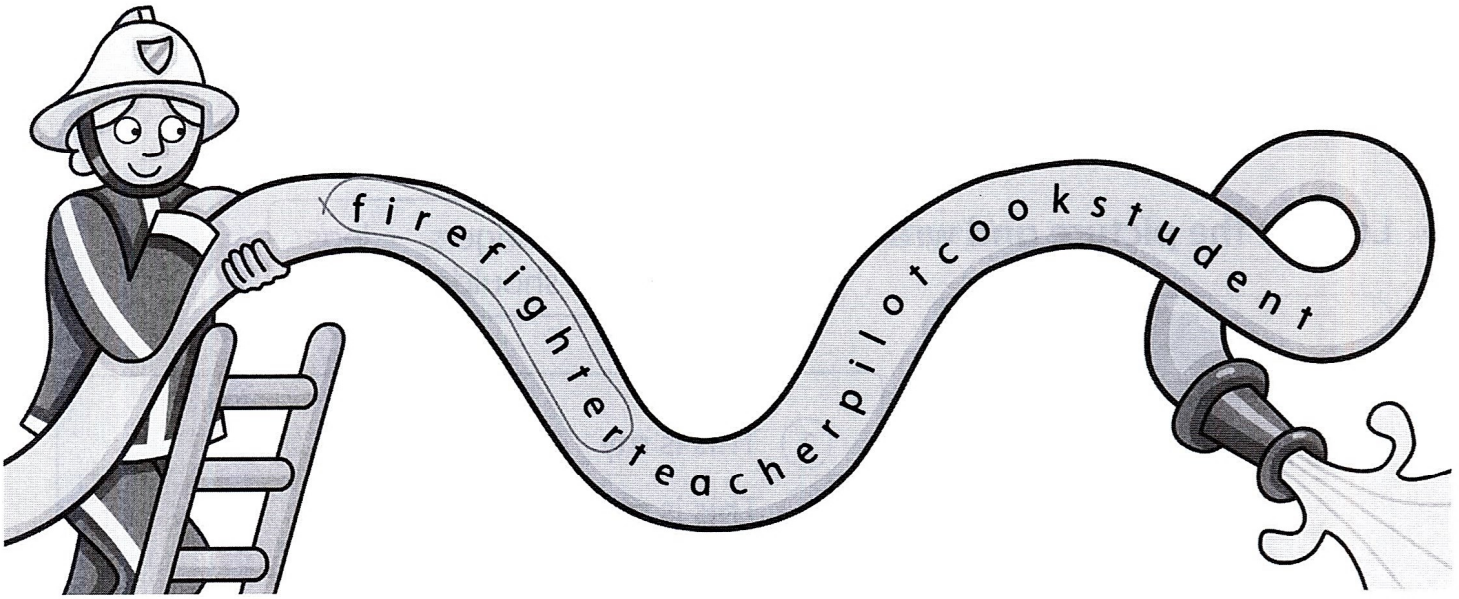

2 Match and write.





_____ _____ cook _____ _____

1 Look at the pictures and match. Then write.

firefighter student teacher ~~pilot~~

He's



He's a pilot.

_____ a _____.

She's

_____ a _____.

_____ a _____.

مرجع آموزش زبان ایرانیان
www.irLanguage.com

2 Order the words.

1 Is a she firefighter? Is she a firefighter?

2 she is. Yes, _____

3 firefighter? Is a he _____

4 No, isn't. he _____

5 a teacher? Is she _____

6 she Yes, is. _____

Lesson Three Words

1 Read and match.



He's a farmer. ☐ She's a doctor. ☐ He's a police officer. ☐

2 Find and circle the words. Then write.

student

p	s	t	u	d	e	n	t	★	f
i	m	a	i	l	m	a	n	★	a
l	★	★	★	★	★	★	★	★	r
o	t	e	a	c	h	e	r	★	m
t	d	o	c	t	o	r	★	★	e
z	o	o	k	e	e	p	e	r	r



f _____



z _____



m _____



d _____



t _____

p _____

1 Trace the correct sound.

①

m n

② 

o p

③

m n

④ 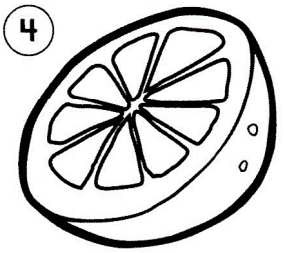

n o

2 Write.

① 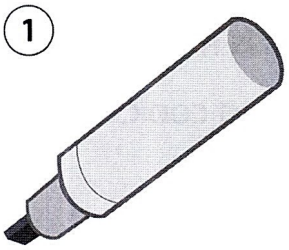

_p_en

②

___om

③ 

___range

④

___urse

3 Read and write the letters *m*, *n*, *o*, and *p*.

My _m_om is a ___urse.
She has an ___range and a ___en.
She can eat the ___range.
She can write with the ___en.

4 Write the capital or small letters.



Skills Time!

Lesson Five

Reading

1 Read.

My name's Harry.
I'm eight.

This is my dad.
He's a pilot.

This is my mom.
She's a teacher.

This is my grandma.
She's a cook.

And this is my sister, Ella.
She's six. She's a student.

We're a happy family.

2 Match.

teacher cook pilot student



3 Write the words in the correct box.

eight ~~mom~~ Harry pilot grandma cook Ella six

family	jobs	numbers	names
mom			

Writing

1 Write the sentences with capital letters and periods.

1 this is my grandpa — This is my grandpa.

2 he's a mailman _____

3 this is my brother _____

4 these are my hands _____

5 i'm a student _____

About me!

2 Write the names of people in your family who have these jobs.

cook	_____	doctor	_____	farmer	_____
nurse	_____	firefighter	_____	teacher	_____
police officer	_____	pilot	_____	student	_____
zookeeper	_____	mailman	_____		

3 Draw your family. Write about their jobs. He's She's

This is my grandma. She's a teacher.



This is my _____.

_____ a _____.

This is _____.

_____ a _____.

This _____.

_____.

This is me. I'm a _____.

Fluency Time! ②

Everyday English

1 Order the words.

Mrs. White. is This

This is Mrs. White.



Nice to meet you.

too. meet to Nice you,



is This James.



meet Nice to you.

meet Nice to too. you,

2 Look and write.



مرجع زبان ایرانیان

1 Watch and circle.

1



(Dad) / Mrs. Smith

2



Mrs. Smith / Kate

3

Mom / Mrs. Smith

2 Watch again. Then match.

1 Dad, this is Mrs. Smith.

2 Nice to meet you.

3 Nice to meet you, too.

4 Her name is Molly.

a

b

c

d

3 Talk with a friend. What's your favorite color?

My favorite color is blue.

5 Where's the ball?

Lesson One Words

1 Number the picture.

1 ~~swing~~
2 slide
3 seesaw
4 goal
5 tree

2 Write.



What's this?

It's a tree.

What's this?

It's _____.

What's this?

It's _____.



What's this?

_____



What's this?

_____

1 Connect the dots in the three pictures. Then read and match.





1 Rosy's on the

2 Billy's under the

3 Tim's in the

2 Look at the pictures above and write.

slide	~~on~~	goal	in	tree	under

1 Where's Tim? He's on the _____.

2 Where's Rosy? She's _____ the _____.

3 Where's Billy? He's _____ the _____.

Lesson Three Words

1 Write. frisbee ice cream ~~pool~~



1 What's in the pool ? A ball.

2 Where's the _____ ? It's under the chair.

3 Where's the _____ ? It's on the table.

2 Look and write.

tree ~~seesaw~~ frisbee pool slide ice cream

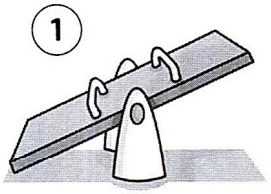





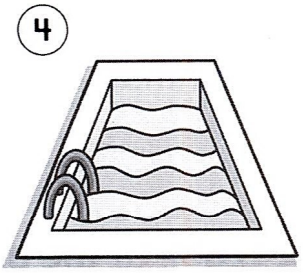



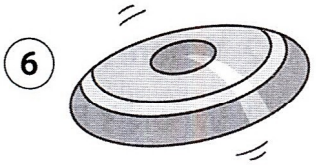

1 s e e s a w

2 t

t

h

3 e

4 p

5 a

6 r

k

1 Match.



2 Read and write the letters *q*, *r*, *s*, *t*, and *u*.



The _q_ueen is on the __ofa.

The __ueen has a __abbit.

The __iger is on the __ofa.

The __iger has an __mbrella.

3 Write.

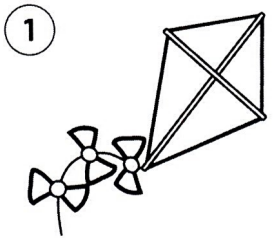

_k_ite

__urse



__ueen



__abbit

__iger

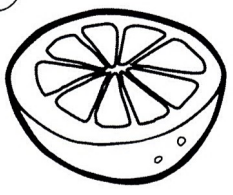

__range



__ofa

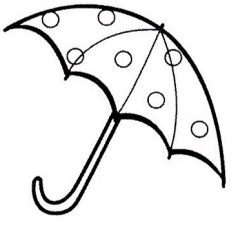

__mbrella

Skills Time!

Lesson Five

Reading

1 Look at the picture. Read and write.

doll ball ~~bike~~ kite teddy bear

1 A toy is under a tree. What is it? It's a bike.

2 A toy is on the slide. What is it? It's a _____.

3 A toy is in the goal. What is it? It's a _____.

4 A toy is in a tree. What is it? It's a _____.

5 A toy is on the seesaw. What is it? It's a _____.

2 Read and write *T* (true) or *F* (false).

1 The bike is in a tree. F

2 The teddy bear is under the slide. ____

3 The ball is in the goal. ____

4 The kite is in a tree. ____

5 The doll is on the seesaw. ____

Writing

1 Circle the names. Write the sentences with capital letters at the start of the names.

1 My name's tim. My name's Tim.

2 This is rosy. _____

3 rosy and billy are here. _____

4 tim is a student. _____

About me!

2 Circle the things in a park.

lion swing window slide sofa seesaw door

pool tree queen ball frisbee jungle gym

3 Draw and write about you and your friends at the park.

James is under the tree.

This is me and my friends at the park. I am _____ the _____.

_____ is _____ the _____.

_____ is _____ the _____.

The _____ is _____ _____ _____.

The _____ is _____ _____ _____.

Art Time!

Topic: Colors

1 Write and color. light dark

1 This is green paint.
Add black paint.
It's dark green.



2 This is blue paint.
Add white paint.
It's _____
_____.



3 This is red paint.
Add black paint.
It's _____
_____.



4 This is purple paint.
Add white paint.
It's _____
_____.

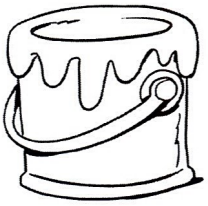

2 Read and color.



مرجع زبان ایرانیان

1 Listen again. Write. 69

white ~~this~~ color pink paint What red

2 Look at Exercise 1. Point and say.

6 Billy's teddy bear!

Lesson One Words

1 Number the picture.



1. ~~mom~~
2. dad
3. sister
4. brother
5. grandma
6. grandpa

2 Write.

1.
This is my brother.

2.
This is _____ _____.

3.
This _____ _____ _____.

4.
_____ _____ _____ _____.

5.
_____ _____ _____ _____.

1 Read and number the pictures.

1 It's Rosy's kite.

2 It's Mom's book.

3 It's Grandma's umbrella.

4 It's Dad's bag.



2 Read and color.



Rosy's hat is red. Tim's hat is green.

Rosy's kite is red and orange.

Tim's kite is green and purple.

Rosy's ice cream is brown.

Tim's ice cream is pink.

3 Look at the pictures and write.



1 This is Grandpa's egg.

2 This is _____ ice cream.

3 This is _____ pen.

4 This is _____ bike.

Lesson Three Words

1 Color the words red and the words yellow.

mom | grandpa | dad | sister | grandma | brother

2 Find and circle the family words. Then write.

①

dad_____

g	r	a	n	d	m	a	★
r	★	c	o	u	s	i	n
a	s	i	s	t	e	r	★
n	★	m	★	★	★	d	l
d	★	o	★	★	★	a	★
p	★	m	★	★	★	d	★
a	b	r	o	t	h	e	r

②

m_____

③

b_____

④

s_____

⑤

c_____

⑥

g_____

⑦

g_____

1 Say the sound. Say the words. Color the correct picture.



2 Write.

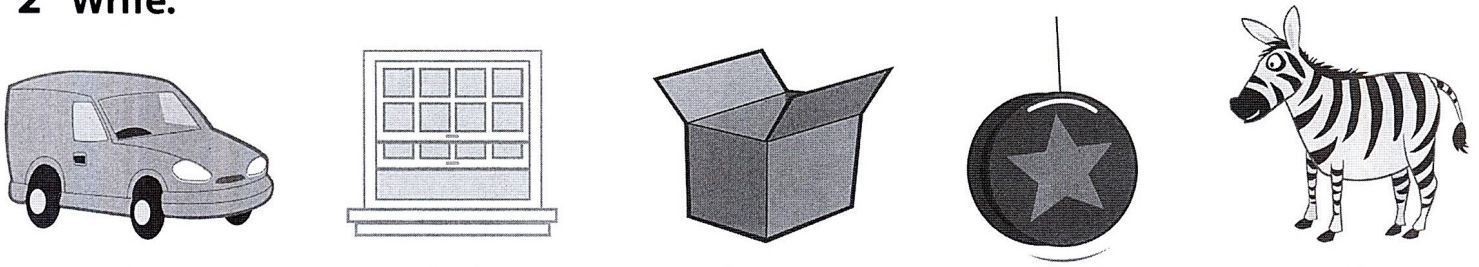

_v_an __indow bo__ __o-yo __ebra

3 Read and write the letters *v*, *w*, *x*, *y*, and *z*.



Look out of the _w_indow.
What can you see?
I can see a __ebra in a __an,
And a __o-yo on a bo__.



4 Write.

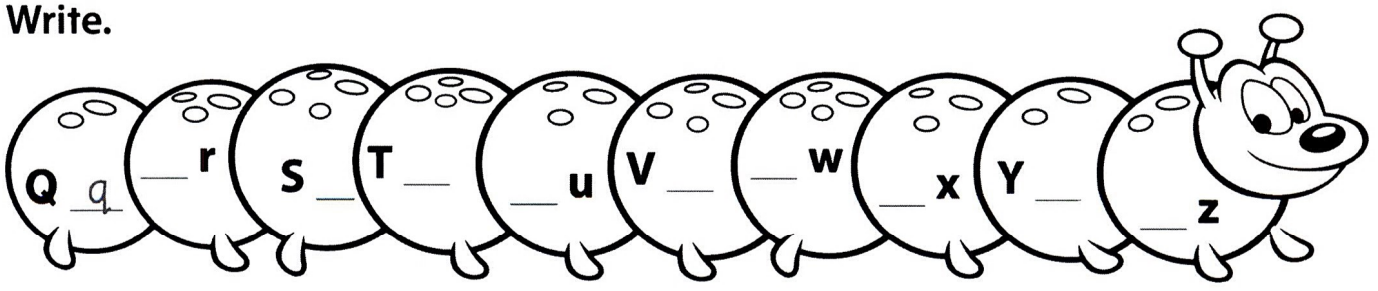

Skills Time!

Lesson Five

Reading

1 Read and number the pictures.



1 My sister's kite is in the tree. Look!

2 My dad throws a ball.

3 My uncle throws his hat.

4 A bird's in the tree. It has the kite.

5 Thank you, bird!

6 Here's my family with the kite. We are happy now.



2 Read again and write.

kite uncle ~~tree~~ bird ball

1 His sister's kite is in the tree.

2 Oli's dad throws a _____.

3 Oli's _____ throws his hat.

4 A _____ is in the tree, too.

5 Here's Oli's family with the _____.

Writing

1 Trace and write question marks.

? ? ? ? ___ ___ ___ ___ ___ ___ ___

2 Write with question marks and capital letters.

1 who's this — Who's this?

2 is this your teddy bear — _____

3 where's your bike — _____

4 is it a game — _____

5 what's your name — _____

About me!

3 Choose four family members. Write what they have.

umbrella bag bike pen car hat ball kite scooter

mom	_____	sister	_____	aunt	_____
dad	_____	grandma	_____	uncle	_____
brother	_____	grandpa	_____	cousin	_____

4 Draw and write about their things. This is my brother's ball.

This is my _____ _____.

This is _____ _____ _____.

This _____ _____ _____ _____.

_____

_____

Review 2

1 Look and write.

1 This is Bob's frisbee.

2 This is _____ teddy bear.

3 This _____ _____ ball.

4 _____ _____ _____ pen.

2 Write.

Yes, he is. ~~No, he isn't.~~ Yes, she is. No, she isn't.



Is he a police officer?

No, he isn't.



Is she a teacher?

_____, _____



Is he a farmer?

_____, _____

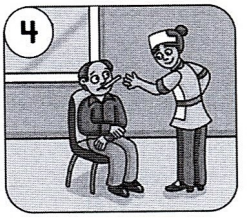

Is she a zookeeper?

_____, _____

3 Write the words in the correct box.

~~doctor~~ aunt swing firefighter slide mailman grandma jungle gym uncle nurse cousin seesaw

jobs	family	park
doctor		

4 Order the words.

1 She's | student. | a — She's a student.

2 my | It's | ice cream. | brother's

3 isn't | a | She | teacher.

4 blue | dark | It's

5 Write the questions.

~~frisbee~~ bird book ball



1 Where's the frisbee?
It's in the pool.

2 Where's _____ _____?
It's under the slide.

3 _____ _____ _____?
It's in the tree.

4 _____ _____ _____?
It's on the swing.

6 Write.

1 
_o_range

2
___om

3
___mbrella

4
___o-yo

5 
bo__

6 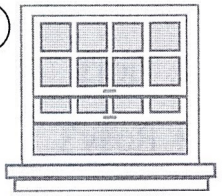
___indow

7 
___abbit

8 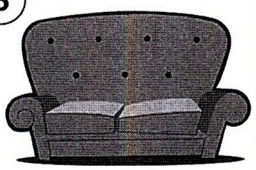
___ofa

7 Are these his pants?

Lesson One Words

1 Circle the correct word.



(T-shirt) / dress



shorts / pants



socks / shorts

dress / T-shirt

2 Read and color.



1 = blue
2 = orange
3 = red
4 = yellow
5 = green

3 Look at the picture and write.

shorts ~~pants~~ T-shirt socks dress

1 Tim's pants are blue.

2 Tim's _____ is orange.

3 Rosy's _____ is red.

4 Rosy's _____ are yellow.

5 Billy's _____ are green.

1 Look at the pictures and match. Then write.

shorts T-shirt pants ~~dress~~

This is her dress.

his



These are _____ _____.

her

This is _____ _____.



These are _____ _____.

2 Write.

Yes, they are. No, they aren't.

1 Are these his shorts?
Yes, they are.

2 Are these her socks?
_____, _____

3 Are these her pants?
_____, _____

4 Are these his socks?
_____, _____

Lesson Three Words

1 Trace and write. shoes hat coat

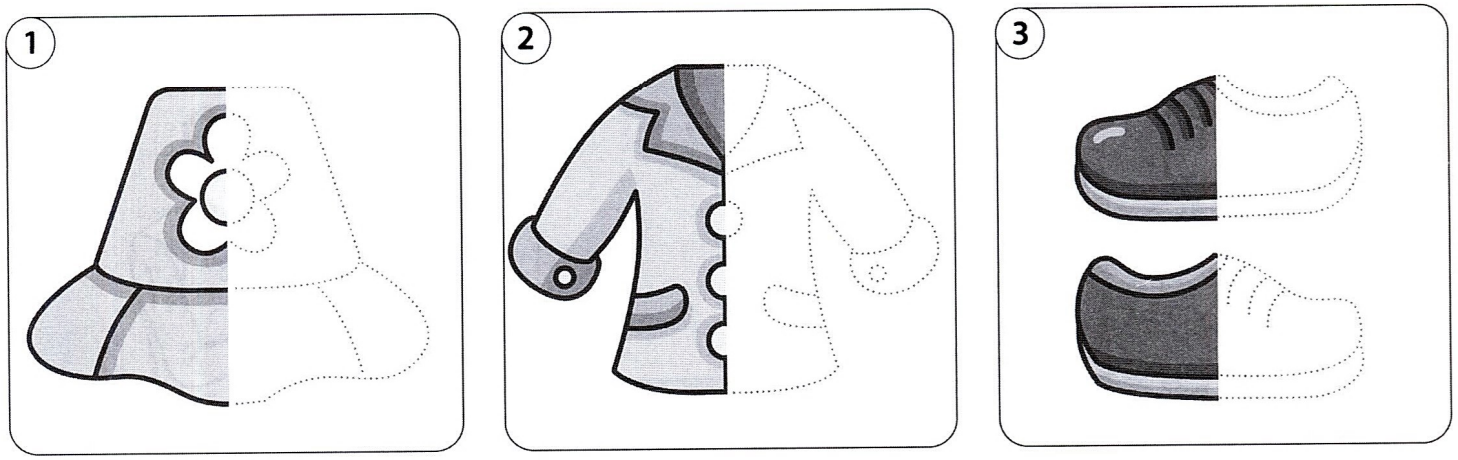

This is a _____. This is a _____. These are _____.

2 Look and write.

coat tracksuit T-shirt ~~socks~~ shoes sweater pants shorts

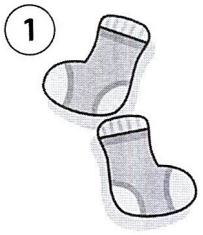

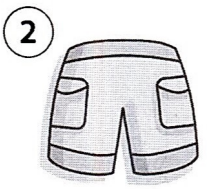



1 s o c k s
u
2 r
3 c l o t h e s
4
5
6 –
7
8

1 Join the letters.



2 Write.

a	b			e		g		
	k		m			p	q	
	t	u			x			

Skills Time!

Lesson Five

Reading

1 Read the story again and write.

pants soccer ~~coat~~ socks orange T-shirt



Writing

1 Trace and write *'s*.

's 's 's 's ___ ___ ___ ___ ___ ___ ___

2 Write the sentences with *'s*.

1 Where is my dress? *Where's my dress?*

2 He is seven. _____

3 It is a bird. _____

4 What is your name? _____

5 She is my sister. _____

About me!

3 Circle your favorite clothes. Write the color.

blue yellow pink orange red purple green

T-shirt	_____	pants	_____	shorts	_____
shoes	_____	tracksuit	_____	dress	_____
coat	_____	hat	_____	sweater	_____

4 Draw, color, and write about your clothes. *This is my coat. It's green.*



This is my _____. It's _____.

This _____ _____ _____. _____ _____.

_____

These are my _____. They're _____.

These _____ _____ _____.

_____ _____.

Fluency Time! 3

Everyday English

1 Write the questions.

seesaw slide ~~swing~~ jungle gym

1 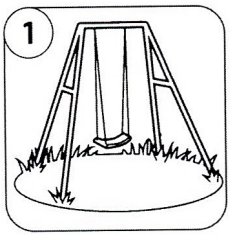

Can I go on the swing, please?

2

Can I go on the _____, please?

3 

Can _____, please?

4 

_____?

2 Look and write.

jungle gym ~~Can~~ careful fine I'm down



1 Watch and write *Yes* or *No*.

1 The park is big. Yes

2 The jungle gym is pink. _____

3 The car goes under the slide. _____



2 Watch again. Then match.

1 Come down now.

2 Dad, can I go on the swing, please?

3 Look, I'm on the jungle gym.

4 Be careful of the ball, James.



3 Talk with a friend. What's in your park?

In my park there is a jungle gym and a slide.

8 Where's Grandma?

Lesson One Words

1 Number the picture.



1. ~~kitchen~~
2. living room
3. dining room
4. bedroom
5. bathroom
6. yard

2 Write.



This is in the dining room.

This is in _____.



This is _____.



This _____.



_____.

1 Follow and write.

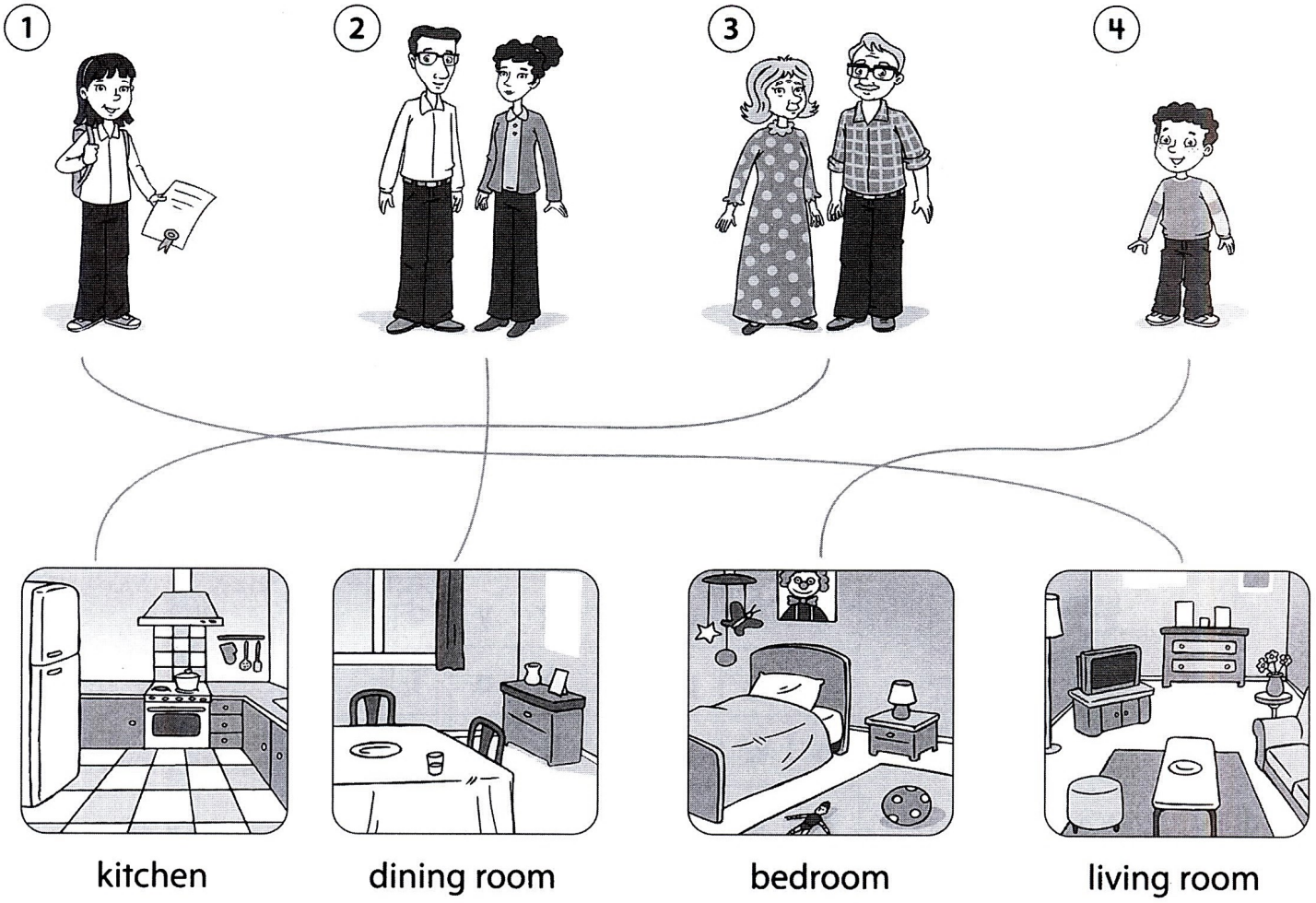

1 Where's Rosy? She's in the _____.

2 Where are Mom and Dad? They're _____.

3 _____ Grandma and Grandpa? _____.

4 _____ Billy? _____.

2 Look and write.

Yes, they are. No, they aren't. Yes, she is. ~~No, he isn't.~~

1 Is Billy in the dining room? No, he isn't.

2 Are Grandma and Grandpa in the kitchen? _____, _____.

3 Are Mom and Dad in the living room? _____, _____.

4 Is Rosy in the living room? _____, _____.

Lesson Three Words

1 Number the picture.



1. ~~house~~
2. apartments
3. yard
4. upstairs
5. downstairs

2 Find and circle the words. Then write.



dining room

f	d	u	a	★	y	d
r	o	p	p	★	a	i
o	w	s	a	k	r	n
n	n	t	r	i	d	i
t	s	a	t	t	h	n
d	t	i	m	c	o	g
o	a	r	e	h	u	r
o	i	s	n	e	s	o
r	r	★	t	n	e	o
★	s	★	s	★	★	m

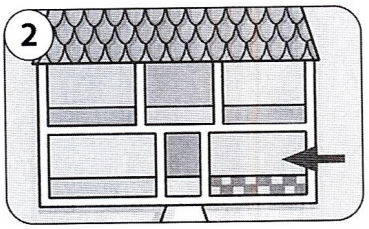

d _____

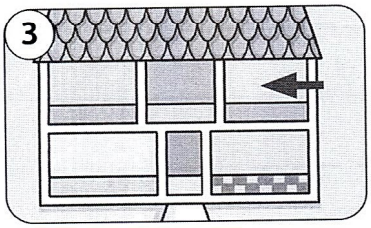

u _____

f _____



h _____



k _____



a _____



y _____

1 Help Shirley find her shoes. Join the letters *sh*.



sh	sh	s	s	s	h
s	h	sh	h	sh	h
h	s	sh	sh	h	sh



2 Write.

①

_sh_oes

②

T-____irt

③ 

____eep

④ 

fi____

3 Read and write. Then color.

Shirley's _shoes_ are red,
Her _____ is blue.
She has a toy _____,
And a toy _____, too.

The _____ is white,
The _____ is blue.
Shirley wants to play,
With me and you.



Skills Time!

Lesson Five

Reading

1 Look at the picture. Read and point.

My name is Mike. I live in an apartment.
I live with my mom, my dad,
my big brother, Paul, and my grandma.
In my apartment there are three bedrooms.
One bedroom is for my mom and dad.
One bedroom is for my grandma.
And the other bedroom is for me and Paul.
Also in the apartment, there is a kitchen,
a big living room, and a bathroom.



2 Read again. Circle and write.

1 Mike lives in an apartment.

2 Paul is Mike's _____.

3 There are _____ bedrooms.

4 One _____ is for Mike's grandma.

house (apartment) yard

brother sister grandpa

two three four

kitchen apartment bedroom

Writing

1 Say the vowel letters. Circle the vowels in the words.

a e i o u

b@g up pen hat on fig egg

box ink

2 Write the words in the correct box.

a	e	i	o	u
bag				

About me!

3 Circle the words about your home.

yard kite front door bedroom bathroom zebra

kitchen dining room face living room

4 Draw your home. Then write about the rooms.

This is the _____.

This is the _____.

This is _____ _____.

This _____ _____ _____.

_____

These are the _____.

These are _____ _____.

Social Studies Time!

Topic: Jobs

1 Find and circle the words.



2 Write. Use the words from Exercise 1.

Martin Jones is a ① *firefighter*. This is his ② _____.

A ③ 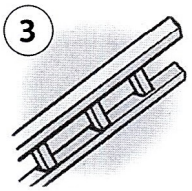 _____ is on the truck.

Martin's ④ _____ is red and yellow.

This is his firefighter's ⑤ _____.

This is the ⑥  _____.

The firefighters go down a ⑦ 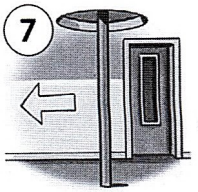 _____.

1 Listen again. Write. 101

truck firefighter school His on station helmet ~~I'm~~



2 Look at Exercise 1. Point and say.

9 Lunchtime!

Lesson One Words

1 Find and circle the words.

banana orange sandwich cookie ~~lunchbox~~ drink

1.  a d l u n c h b o x e l
2. o l t d r i n k w o u
3. u e y c o o k i e w e r
4.  p o b a n a n a d o b
5.  a d s a n d w i c h p l
6. 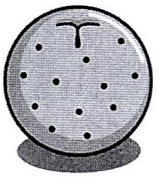 o r a n g e e f

2 Look at the pictures and words above. Write and draw.

1 This is a lunchbox.

2 This is a _____.

3 This is a _____.

4 This is a _____.

5 This is a _____.

6 This is an _____.



1 Read and number the pictures.

1 I have an apple and a banana.

2 I have a sandwich and a cookie.

3 I have two sandwiches and two apples.

4 I have an apple.
I don't have a banana.

5 I don't have my lunchbox.
I have a drink.

6 I have my lunchbox.
I don't have a drink.



2 Read the sentences again. Circle *a* and underline *an*.

3 Write.

I have I don't have

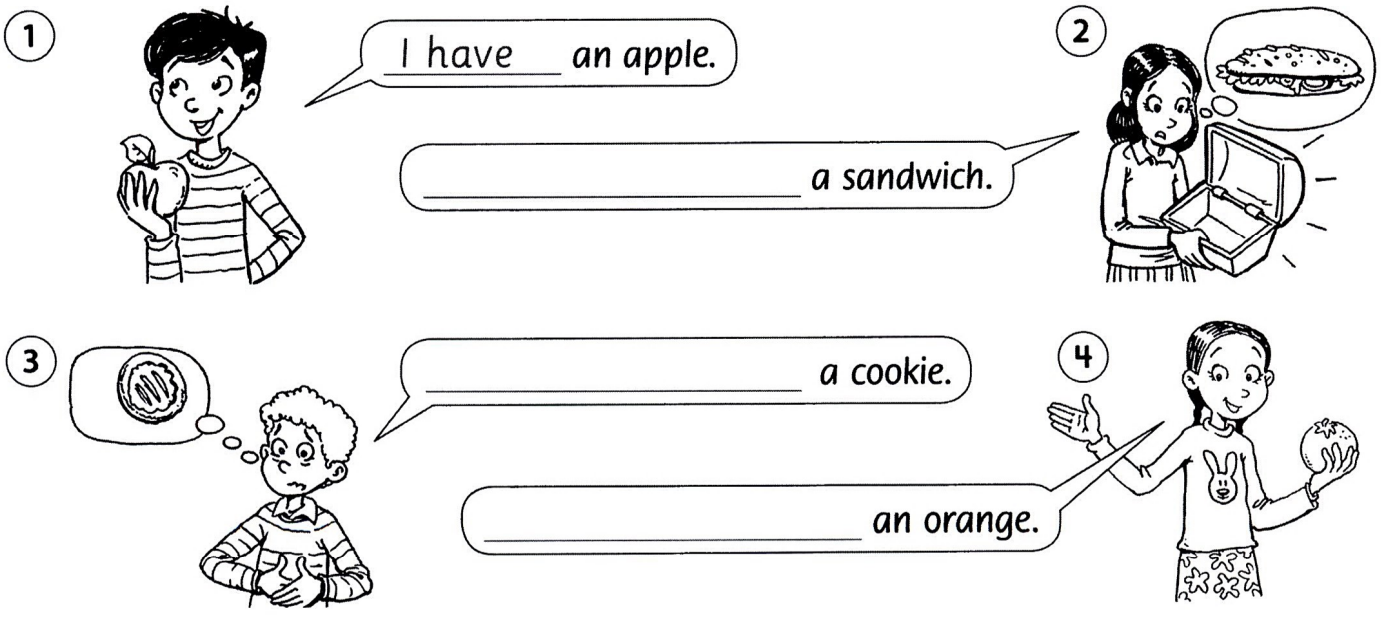

Lesson Three Words

1 Write and color. tomato grapes pear

① 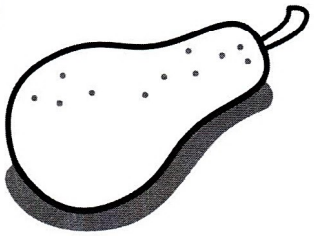

② 

③ 

_____ _____ _____

2 Look and write.

drink banana fish lunchbox apple
sandwich ~~tomato~~ orange

① 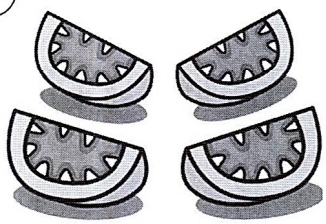

1	t	o	m	a	t	o	
			y				
2				l			
				u			
3				n			
4				c			
5				h			
6				b			
7				o			
8				x			

② 

③ 

④ 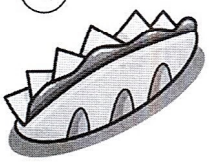

⑤ 

⑥ 

⑦ 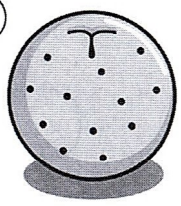

⑧ 

1 Help Charlie find the chick. Join the letters *ch*.

ch	h	c	h	ch	c
h	ch	h	ch	h	ch
h	c	ch	c	h	h



2 Write.

Ch arlie



____ick



____air

tea____er



lun____box

3 Read and write.

My name's Charlie.

This is my _____.

She's on a _____.

She has a little _____.

Chirp, chirp, chirp, says the _____.

Chirp, chirp, chirp, says the _____.

My _____'s on a _____.

She has a little _____.



Skills Time!

Lesson Five

Reading

1 Read.

Hello. I'm Sally and I'm a student. This is my lunchbox.
Let's look inside.
I have two sandwiches. One is an egg sandwich.
And the other sandwich is jelly. I have a drink.
It's apple juice. I have an orange and a banana
and grapes. I don't have a cookie today.
And I don't have a yogurt, but it's a very nice lunch!

2 What's in Sally's lunchbox? Write ✔ or ✘.

1 an egg sandwich	✔	2 a jelly sandwich	___
3 a drink	___	4 a yogurt	___
5 a pear	___	6 an orange	___
7 a banana	___	8 a pineapple	___
9 grapes	___	10 a cookie	___

3 Write.



I don't have a banana.

I have a _____.

_____

_____

Writing

1 Circle the correct word.

1 This is (a) / **an** banana.

2 This is **a** / **an** apple.

3 I have **a** / **an** egg.

4 I have **a** / **an** orange.

5 I don't have **a** / **an** sandwich.

6 I don't have **a** / **an** yogurt.

2 Write *a* or *an*.

1 

Is this _a_ ball? No, it isn't.

It's _____ apple.

2

Is this _____ orange? No, it isn't.

It's _____ ball.

About me!

3 Circle the food in your lunchbox today.

apple yogurt orange grapes banana tomato pear

cookies sandwich egg drink pineapple cherries

4 Draw and write about the food in your lunchbox.

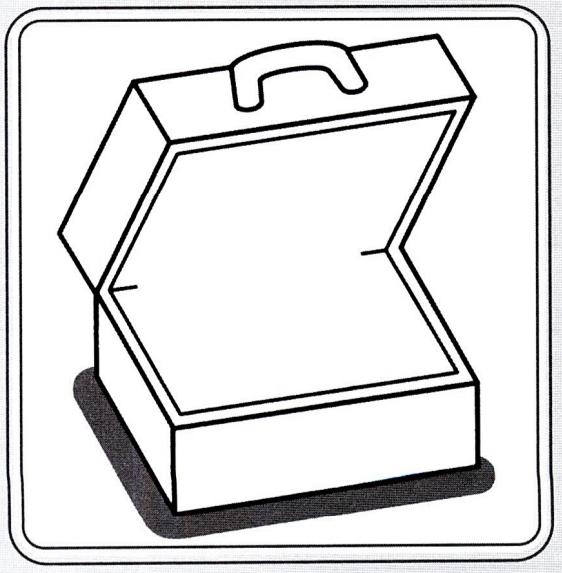

In my lunchbox, I have __ _____.

I have __ _____.

I have _____ __ _____.

_____

I don't have __ _____.

I _____ _____ ___ _____.

_____

Review 3

1 Write *a* or *an*.



1 ___a___ banana



2 ____ apple



3 ____ sandwich



4 ____ orange



5 ____ cookie



6 ____ egg

7 ____ drink



8 ____ tomato

2 Look at the pictures and match.



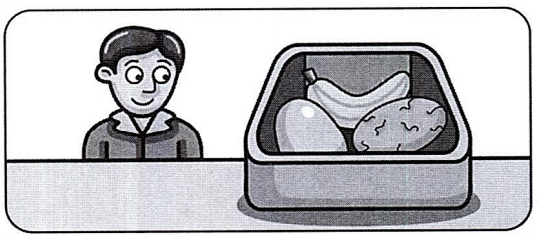

sandwich

egg

apple

his

her

banana

orange

cookie

3 Look at the pictures again and write.

I have I don't have



1 ___I have___ *a sandwich.*

2 _____ *a banana.*

3 _____ *an orange.*

4 _____ *an apple.*

5 _____ *an egg.*

6 _____ *a cookie.*

4 Write the words in the correct box.

~~bedroom~~ pineapple living room helmet socks pear
bathroom cherries dress grapes kitchen pants

rooms	clothes	food
bedroom		

5 Order the words.

1 Grandpa the in yard? Is — Is Grandpa in the yard?

2 his sweater? Is this —

3 in dining room. She's the —

4 have drink. I a —

5 wears He uniform. a —

6 upstairs? Is Grandma —

6 Write.

ch sh s ~~c~~ h



c at



___ick

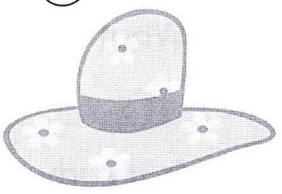

___at

___oes

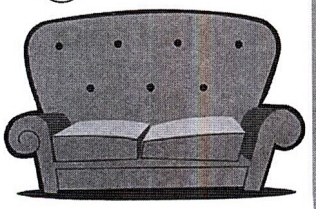

___ofa

10 A new friend!

Lesson One Words

1 Draw and color yourself.



2 Look at your picture. Read and circle.

1 My eyes are (blue) brown green black.

2 My hair is (black) brown blond red.

3 My hair is (straight) curly.

4 My hair is (long) short.

3 Write.

1 What color are your eyes?

They're _____.

2 What color is your hair?

It's _____.

3 Is your hair long or short?

_____

4 Is it curly or straight?

_____

1 Read, draw, and color.



This is Sarah. She has blue eyes.
She has long hair.
It's straight and blond.



This is Rick. He has green eyes.
He has short hair.
It's curly and brown.

2 Look at the pictures and write.

has doesn't have

1 Sarah *doesn't have* brown eyes. She *has* blue eyes.
2 She *has* long hair. She _____ short hair.
3 She _____ curly hair. She _____ straight hair.
4 She _____ blond hair. She _____ black hair.

5 Rick _____ brown eyes. He _____ green eyes.
6 He _____ short hair. He _____ long hair.
7 He _____ curly hair. He _____ straight hair.
8 He _____ blond hair. He _____ brown hair.

Lesson Three Words

1 Find and count the shapes. Write.

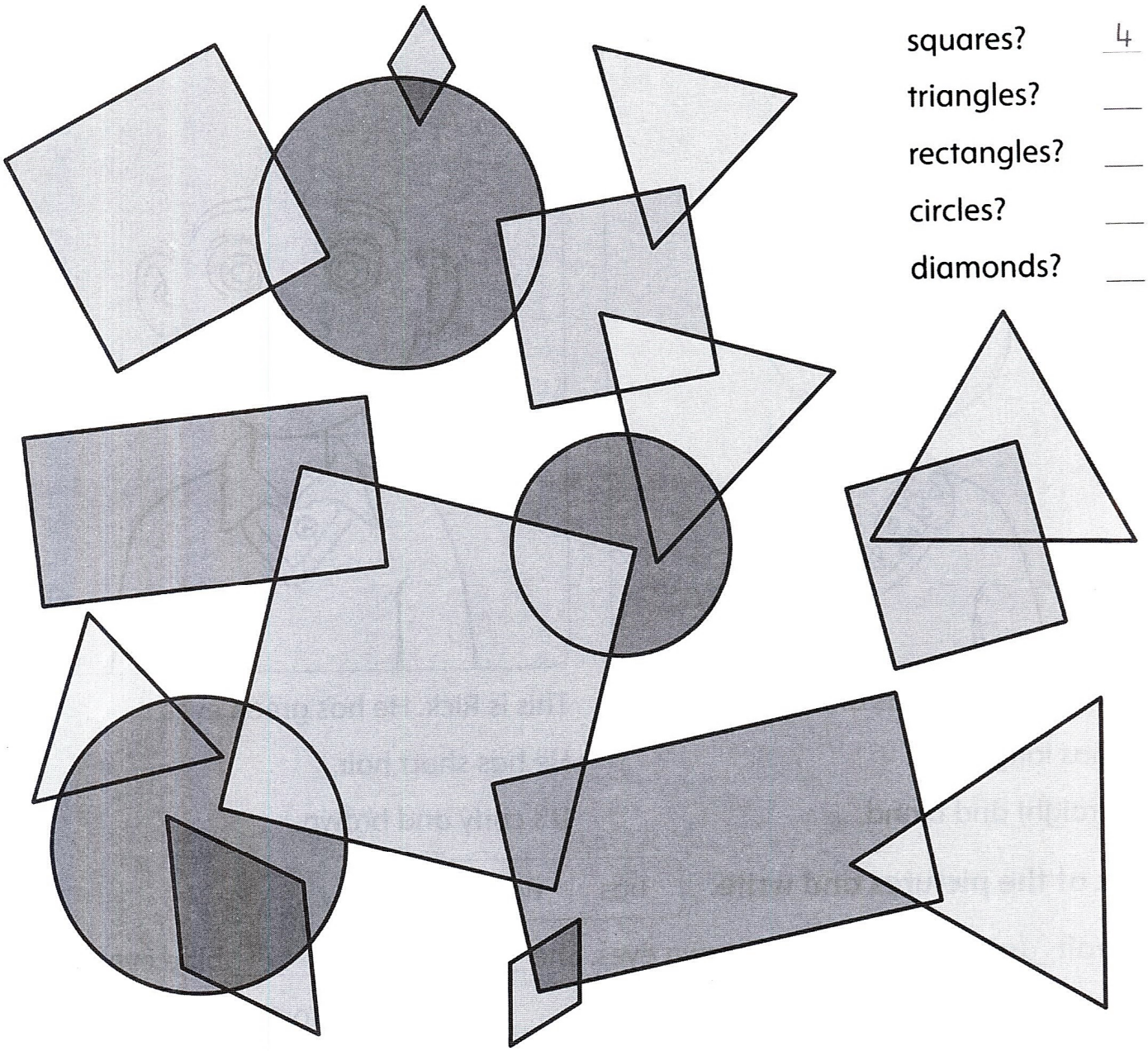

How many ...

squares? 4

triangles? ___

rectangles? ___

circles? ___

diamonds? ___

2 Look at the picture again and write.

square ~~triangle~~ circle rectangle

1 It has three sides. It's a triangle.

2 It has four sides. Two are long. Two are short. It's a _____.

3 It doesn't have sides. It's a _____.

4 It has four sides. They're all the same. It's a _____.

1 Help Theo find his duck. Join the letters *th*.



th	th	t	t	h	t
t	h	th	th	t	th
h	t	h	h	th	h

2 Write.

①

Th eo

②

___ree

③ 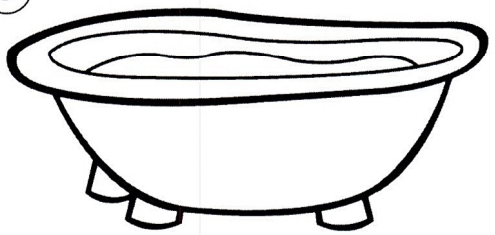

ba___

④ 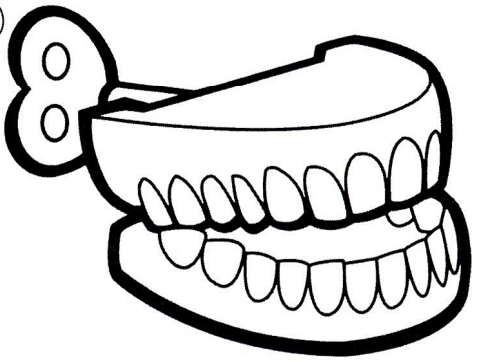

tee___

3 Write.

Baby Theo 's in the _____,
One, two, _____.
Baby _____ counts his _____,
One, two, _____.

Skills Time!

Lesson Five

Reading

1 Read.

My name is Freddy. I have three best friends. Simon has black hair. It is short and curly. His eyes are brown.

Ed is also my friend. His hair is short, too. It is brown and straight. He has green eyes.

My other friend is a girl. Her name is Amy. She is Simon's cousin. She has long hair. It is blond and curly. She has blue eyes.

2 Read again and check (✔).

hair	black	blond	brown	short	long	curly	straight
Simon	✔						
Ed							
Amy							

eyes	green	brown	blue
Simon			
Ed			
Amy			

3 Write the names and color.

① 

② 

③ 

_____ _____ _____

Writing

1 Write the short form.

1 I do not have short hair. *I don't have short hair.*

2 I do not have long hair. _____

3 She does not have blue eyes. _____

4 He does not have curly hair. _____

About me!

2 Choose a friend. Circle the words to describe your friend.

hair: long short curly straight black brown blond

eyes: blue brown black green

3 Draw and write about your friend.

He has She has He doesn't have She doesn't have

My friend's name is _____.

_____ has _____ eyes.

_____ has _____ hair.

_____

_____

_____ doesn't have _____ eyes.

_____ doesn't _____ _____ hair.

_____

Fluency Time! 4

Everyday English

1 Complete and rewrite the sentences.

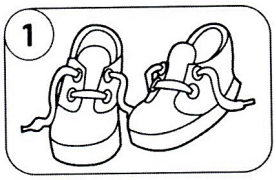

Put on your shoes.

Put on your shoes.



Take off your hat.



Put on your _____.

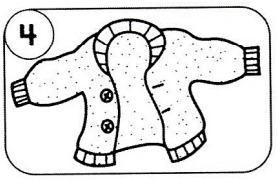

Take off your _____.

2 Look and write.

~~dressed~~ Take off Hurry Put on OK coat

1 Watch and write the character names.

Mrs. Smith Kate Mom



_____ _____ _____

2 Watch again and match the sentences. Then write.

Hurry up. b

Put on your hat, please. ☐

Take off your shoes, please. ☐

Take off your hat. ☐

_____

Hurry up.

_____

_____

3 Talk with a friend. What clothes do you have today?

I have a red sweater.

11 I like monkeys!

Lesson One Words

1 Look and match.



monkey

big



elephant

little



giraffe

tall

2 Look at the words again. Write.



What are these?

They're giraffes.

They're tall.



What are these?

They're _____.

_____



What are these?

They're _____.

_____

1 Read and color the faces.

① I like giraffes.

② I don't like elephants.

③ I don't like monkeys.

④ I like zebras.

⑤ I like elephants.

⑥ I don't like giraffes.

2 Write.

like don't like

① I don't like giraffes.

② I _____ _____.

③

④

_____ _____

Lesson Three Words

1 Find and circle the words. Then write.

★	m	l	p	i	a	★
t	★	★	o	★	★	e
i	l	★	l	★	★	l
g	i	r	a	f	f	e
e	o	★	r	★	★	p
r	n	★	b	★	★	h
z	e	s	e	a	l	a
m	s	n	a	k	e	n
p	a	r	r	o	t	t

① 

snake

② 

e_____

③ 

g_____

④ 

p_____

⑤ 

l_____

⑥

s_____

⑦ 

t_____

⑧

p_____

2 Look and write.

~~big~~ little long short

① 

②

The elephant's ears are big.

The elephant's nose is _____.

The parrot's legs are _____.

The parrot's eyes are _____.

1 Say and write the words.





cat

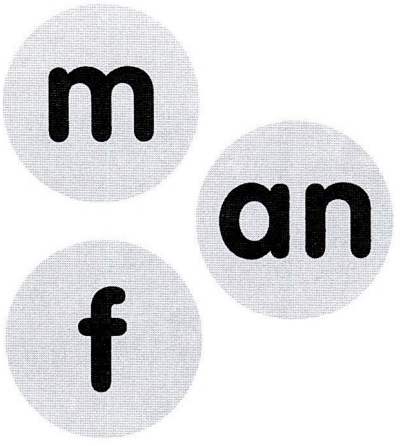



2 Write.

① 

The cat has a _____.

② 

The _____ has a _____.

3 Help the cat and the man find their things.

Color *at* red. Color *an* blue. Then join.



at	at	n	n	t
a	t	at	t	at
an	n	t	at	an
n	an	an	an	n





Skills Time!

Lesson Five

Reading

1 Read.



2 Read again. Check (✔) the animals in the poem.

1 seals	✔	2 monkeys	____	3 elephants	____
4 zebras	____	5 giraffes	____	6 snakes	____

3 Read again and write *T* (true) or *F* (false).

1 The boys and girls are tall and short. T
2 The boys and girls don't like seals. ____
3 The boys and girls like monkeys. ____
4 The monkeys are big and little. ____
5 The boys and girls don't like zebras. ____
6 The snakes are long and short. ____

Writing

1 Add the adjectives to the sentences.

1 This is a boy.	(tall)	This is a tall boy.
2 This is a dog.	(big)	This is a _____ dog.
3 This is a snake.	(long)	This is _____ _____ _____.
4 He has hair.	(short)	He has _____ _____.
5 It has ears.	(little)	It _____ _____ _____.
6 It's a seal.	(brown)	_____

About me!

2 Circle the animals you like. Underline the animals you don't like.

tigers lions monkeys snakes zebras cats polar bears
elephants parrots giraffes dogs birds chicks seals

3 Draw and write about the animals you like and don't like.

I like _____.

I _____.

_____

_____

I don't like _____.

I don't _____.

I _____.

_____

Science Time!

Topic: Animals

1 Look and write.

big little six fur wings ~~legs~~



This animal is orange and black. It has four legs and a long tail. It's _____ and it has short _____ on its body. It's a tiger.



This animal is _____. It has _____ legs and it has two _____. It's an insect. This insect is a fly.

2 Circle *T* (true) or *F* (false).

1	Tigers have feathers.	T	F
2	Flies have wings.	T	F
3	Flies are little.	T	F
4	Tigers don't have tails.	T	F
5	Flies have six legs.	T	F
6	Tigers have fur.	T	F

1 Listen again and match. 133

1 It's very long	d	a and a little tail.
2 It's very big		b and has brown fur.
3 It has four legs		c and two little wings.
4 This animal doesn't have fur		d and it doesn't have legs.
5 They have yellow feathers		e and has two eyes and a long tongue.

2 Match the sentences to the pictures.



3 Look at Exercise 1. Point and say.

12 Dinnertime!

Lesson One Words

1 Look and write ✔ or ✘.





	meat	yogurt	fish	carrots	rice	bread
	✔					

✔ = has

✘ = doesn't have

2 Look at the pictures again. Write.

1



I like 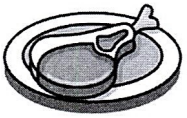 meat and _____.

I don't like _____.

2



I like  _____ and _____.

I don't like 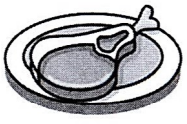 _____.

1 Order the words.

1 like Do you bananas? — Do you like bananas?

2 do. I Yes, _____

3 you like carrots? Do _____

4 I don't. No, _____

5 bread? you like Do _____

6 I Yes, do. _____

2 Write.

do like don't Do









Lesson Three Words

1 What's next? Look, draw, and write.

milk water juice tea ~~hot chocolate~~

1 

hot chocolate

2

3

4

5 

2 Write and circle.

milk juice water

1 Do you like _____? Yes, I do. / No, I don't.

2 Do you like _____? Yes, I do. / No, I don't.

3 Do you like _____? Yes, I do. / No, I don't.

1 Say and write the words.

b ed r



bed



p en K





2 Write.



Ken has a pen,
Pen, pen, pen.
Ken's pen is _____,
Red, red, red.

Where's _____ pen?
Pen, pen, pen.
It's on Ken's _____,
Bed, bed, bed.

3 Write the word that rhymes.

① 

cat



hat

②

Ken



③

man



④ 

red



Skills Time!

Lesson Five

Reading

1 Read.



Steve and Alice are in a café. It is dinnertime.
Steve has eggs, bread, and tomatoes.
For dessert, he has grapes and ice cream.
His drink is orange juice.
Alice has fish, rice, and carrots.
For dessert, she has a yogurt and an apple.
For her drink, she has water.

2 Read again and write the names. Match.

a 

1 I have rice.

b 

Alice

2 I have carrots.

c 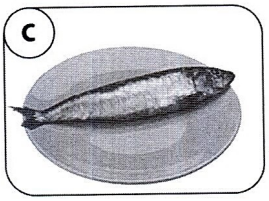

3 I have eggs.

d

4 I have water.

e 

5 I have orange juice.

f

6 I have fish.

g 

7 I have an apple.

h 

8 I have ice cream.

irLanguage.com

Writing

1 Circle *n't* in these sentences.

1 I don't like carrots.
2 This isn't a yogurt.
3 It isn't ice cream.
4 No, it isn't.
5 No, they aren't.
6 I don't like juice.

2 Write the short form.

1 I do not like apples. I don't like apples.
2 Her hair is not straight. _____
3 They are not circles. _____
4 This is not tea. _____
5 It is not his house. _____

About me!

3 What do you like? What don't you like? Draw ☺ and ☹.

bananas ☺ yogurt ☺ eggs ☺ bread ☺ carrots ☺ pears ☺
meat ☺ fish ☺ tomatoes ☺ rice ☺ apples ☺ cherries ☺

4 Draw the food you like and don't like. Then write.

I like _____.
I like _____.
_____
I don't like _____.
I don't like _____.
_____

Review 4

1 Look at the pictures and write.

has doesn't have



Name: Toby
Hair: black
Eyes: green



Name: Tanya
Hair: blond
Eyes: blue

1 Toby has _____ black hair.

2 Tanya _____ curly hair.

3 He _____ long hair.

4 She _____ blond hair.

5 He _____ brown eyes.

6 She _____ blue eyes.

2 Add the adjectives to the sentences.



This is a monkey. (little)

This is a little monkey.



This is a giraffe. (tall)

_____

_____



This is an elephant. (big)

_____

_____



This is a snake. (green)

_____

_____

3 Write the words in the correct box.

~~square~~ tea yogurt juice insect seal rice
triangle water diamond parrot carrots

shapes	food	animals	drinks
square			

4 Order the words.



1 giraffes. like I — *I like giraffes.*

2 parrots. don't I like



3 like Do snakes? you

4 don't. No, I

5 you tigers? like Do

6 I do. Yes,

5 Write and match.

like don't like

a



1 ☺ I *like* elephants. d

2 ☹ I _____ giraffes.

3 ☹ I _____ monkeys.

4 ☺ I _____ zebras.

b



c



d



6 Write.

th ch sh

1

_ch_air

2

_____ree

3



fi_____

4



_____eep

5



tea_____er

13 Clean up!

Lesson One Words

1 Read and draw.



Draw a pillow on the bed.
Draw a blanket on the bed.
Draw a book on the shelf.
Draw a pen on the shelf.
Draw a T-shirt in the cabinet.
Draw a teddy bear on the rug.

2 Look at the picture again. Write.

1 Where's the pillow ?

It's on the _____.

2 Where's the _____?

It's on _____ _____.

3 Where's the _____?

_____

4 Where's the _____?

_____

5 Where's the _____?

_____

6 Where's the _____?

_____

مرجع آموزش زبان ایرانیان
www.irLanguage.com

1 Read and circle.

1

There's / **There are** a bed in my bedroom.

2 

There's / **There are** two cabinets in my bedroom.

3

There's / **There are** three books on my shelf.

4

There's / **There are** a blanket on my bed.

2 Look at the picture and write.

There's There are



1 _There's_ a cabinet.

2 _____ four books.

3 _____ two pillows.

4 _____ two beds.

5 _____ a shelf.

6 _____ a rug.

Lesson Three Words

1 Connect the dots.

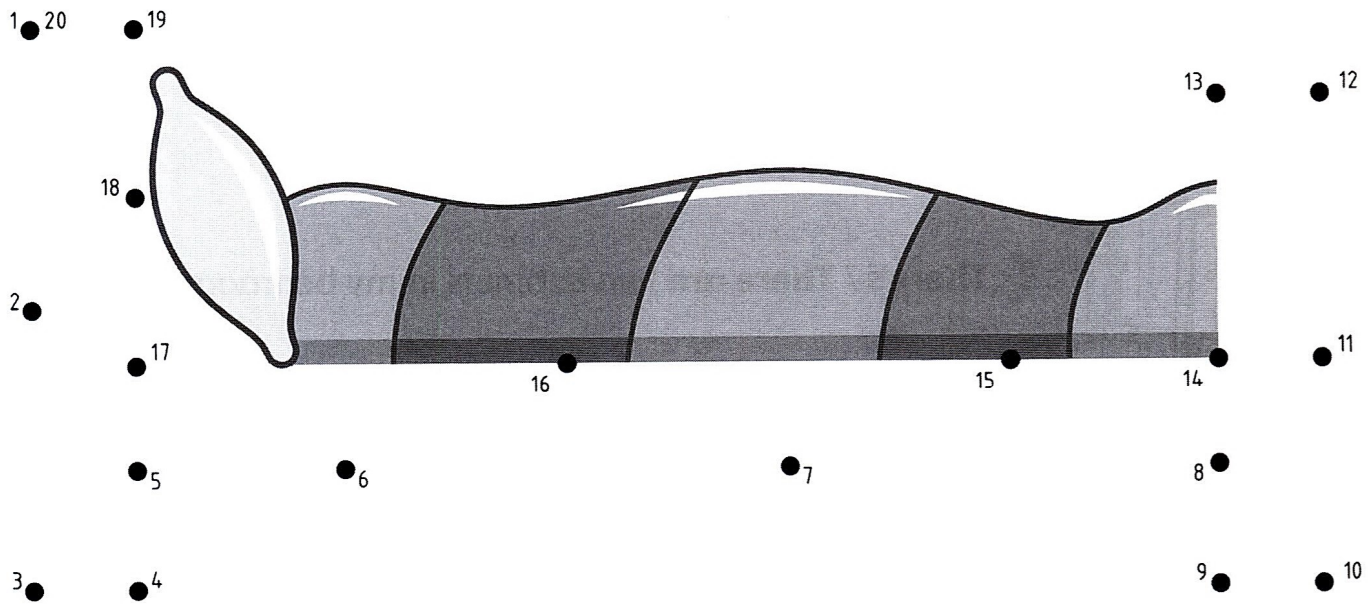

2 Find and circle the words. Then write.

11

e leven

12

t _____

13

t _____

14

f _____

15

f _____

f	o	u	r	t	e	e	n	★
★	e	i	g	h	t	e	e	n
★	★	t	w	e	n	t	y	i
s	e	v	e	n	t	e	e	n
s	i	x	t	e	e	n	l	e
★	★	★	★	★	★	★	e	t
f	i	f	t	e	e	n	v	e
★	★	t	w	e	l	v	e	e
t	h	i	r	t	e	e	n	n

16

s _____

17

s _____

18

e _____

19

n _____

20

t _____

1 Say and write the words.

p in



pin

f ig p



_____



_____

2 Write.

A big, big pin.
And a big, big _____.
Keep the big _____,
Give the fig to a _____.





3 Color *ig* red. Color *in* green. Then join.





n ig g n in
ig g ig in n
g in in ig g
in n n g ig



Skills Time!

Lesson Five

Reading

1 Read and color.

Hello.
My name's Lola and this is my bedroom.
My favorite color's purple.
I have a purple pillow and a purple blanket.
Can you see my doll? She's on my bed.
Her name is Polly.
I have lots of books on my shelf and lots of clothes in my cabinet.
My favorite is a purple dress.
And look, here are my blue shoes.
I like my shoes. They're very pretty.
Bye!
From Lola

2 Read again and match.

1 What's her name?	d	a Purple.
2 Where's Lola?		b A doll.
3 What's her favorite color?		c Lots of clothes.
4 What toy is on her bed?		d Her name's Lola.
5 What's the doll's name?		e They're blue.
6 Where are her books?		f Her name's Polly.
7 What's in her cabinet?		g She's in her bedroom.
8 What color are her shoes?		h They're on her shelf.

مرجع آموزش زبان ایرانیان
www.IR.com
irLanguage.com

Writing

1 Read. Underline the ? and circle the ⊙

1 Where's your bed ? It's in my bedroom .

2 What's on your shelf ? My books are on my shelf .

3 Do you like your bedroom ? Yes, I do .

2 Write the capital letters and the ? or .

1 what's her name *What's her name?*

2 her name's Lola _____

3 what's on her shelf _____

4 are the shoes blue _____

About me!

3 Circle the things in your bedroom. Write how many.

bed ☐ blanket ☐ pillow ☐ cabinet ☐ shelf ☐ rug ☐

book ☐ car ☐ doll ☐ train ☐ puzzle ☐ teddy bear ☐ game ☐

4 Draw your bedroom. Write what there is in your bedroom.

There's a _____.

There's _____.

_____

There are _____.

There _____.

_____

Fluency Time! 5

Everyday English

1 Write the questions.

an apple cherries ~~rice~~ a sandwich

1 

Would you like? _____

2 

_____?

3 

_____?

4 

_____?

2 Look and write.

No ~~like~~ Would welcome full yummy please



1 Watch and number in order.









2 Watch again. Circle and match.

1 Would you like **salad** / **meat**?

2 Yes, please. This is **nice** / **yummy**.

3 Would you **want** / **like** fries?

4 No, thanks. I'm **happy** / **full**.

5 But you're **hungry** / **full**.

6 **Ice cream** / **Chicken** is my favorite food.

James

Mom

Kate

3 Talk with a friend. What food do you like? What food don't you like?

I like pears. I don't like cherries.

14 Action Boy can run!

Lesson One Words

1 Find and circle the words.

walk run climb ~~talk~~ swim fly

irLanguage.com



2 Look at the picture. Write.

1 Look and write.

can can't



This boy *can* swim.



This boy _____ swim.



This girl _____ run.



This girl _____ run.



This cat _____ climb.



This dog _____ climb.

2 Write.

No, she can't. ~~No, he can't.~~ Yes, it can.
Yes, he can. Yes, she can. No, it can't.



Can he swim?
No, he can't.



Can he swim?
_____, _____

Can she run?
_____, _____



Can she run?
_____, _____

Can it climb?
_____, _____



Can it climb?
_____, _____

Lesson Three Words

1 Write. sing draw write

He can _____.



She can _____.

He can _____.

2 Look and write.

climb ~~swim~~ draw write walk run sing fly cook dance









1	s	w	i	m
		h		
2		a		
3				t

4	c				
5		a			
6			n		
7			y		
			o		
8		u			
9	d				
10			o		
			?		





1 Say and write the words.

p ot



pot

b

ox

f





2 Write.

Look at the fox

Hop over a _____.

Look at the _____.

Hop into the _____.



3 Write the word that rhymes.

1



fox

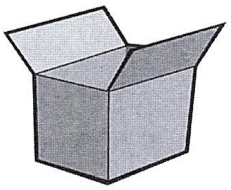

box

2



Jin

_____

3

hot



_____

4



big



_____

Skills Time!

Lesson Five

Reading

1 Read and color.



A flamingo is a very tall and beautiful bird.
It is pink and it has yellow eyes.
It has a long neck and long legs, too.
Look at this flamingo. You can only see one leg. It has two legs, but it can stand on one leg.
Flamingos like water.
They can swim and they can fly, too.
The little baby birds are white.

2 Read again and write.

eyes pink long white ~~bird~~ leg

1 A flamingo is a bird.
2 A flamingo is _____.
3 It has yellow _____.
4 A flamingo's legs are _____.
5 Flamingos can stand on one _____.
6 A baby flamingo is _____.

مرجع آموزش زبان ایرانیان
www.irLanguage.com

Writing

1 Circle *n't* in these sentences.

1 A giraffe ca(n't) climb trees.
2 I can't swim.
3 This snake can't walk.
4 A seal can't fly.

2 Write the long form.

1 A giraffe can't swim. *A giraffe cannot swim.*
2 A monkey can't fly. _____
3 A snake can't run. _____
4 A seal can't talk. _____

About me!

3 Circle what you can do. Underline what you can't do.

run walk talk sing fly climb swim
play draw write read dance cook

4 Draw and write about what you can and can't do.

I can _____.
I can _____.
_____
_____
_____
I can't _____.
I can't _____.
_____

Geography Time!

Topic: Volcanoes

1 Find and circle the words.



2 Write. hole under inside ~~volcano~~ hot erupt

1 This is a volcano.

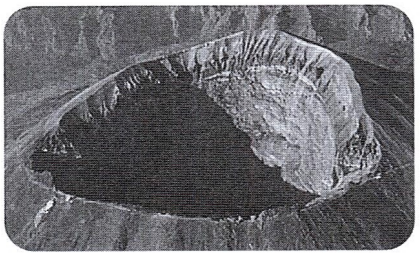

2 There is a _____ in the volcano.

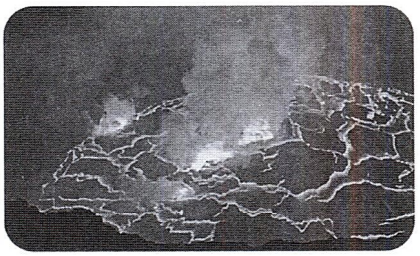

3 Lava is _____ the volcano.



4 Volcanoes are very _____.



5 Volcanoes can _____.

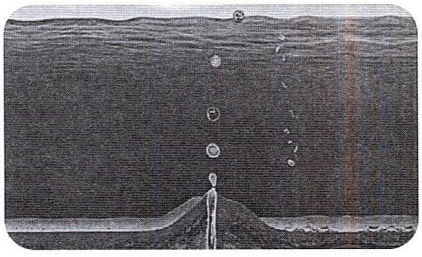

6 There are volcanoes _____ the ocean.

1 Listen again and write the sentences. 166

1 is a This volcano. very big

This is a very big volcano.

2 can Volcanoes erupt.

_____

3 very, hot! lava very The is

_____

4 volcano. is a There big the hole in

_____

2 Match the pictures to the sentences in Exercise 1.



3 Look at Exercise 1. Point and say.

15 Let's play ball!

Lesson One Words

1 Number the picture.



1 ~~beach~~
2 boat
3 crabs
4 shells
5 sandcastle
6 ocean

2 Look at the picture again. Write.

1 We're at the *beach*.

2 There's a _____ on the beach.

3 There are two _____.

4 We can swim in the _____.

5 There's a _____ on the ocean.

6 There are lots of _____ on the beach.

1 Write.

~~find~~ play swim go find make







1 Let's *find* crabs.

2 Let's _____ a sandcastle.

3 Let's _____ in the ocean.

4 Let's _____ in a boat.

5 Let's _____ shells.

6 Let's _____ ball.

2 Order the words.

1 boat. Let's go in a — *Let's go in a boat.*

2 ball. play Let's — _____

3 a Let's sandcastle. make — _____

4 Let's crabs. find — _____

5 swim the ocean. Let's in — _____

6 shells. find Let's — _____

Lesson Three Words

1 Read and check (✔) the correct sentence.

He has sunscreen.	✔	She has ice cream.	☐	He has a bat.	☐
He has a drink.	☐	She has an ice pop.	☐	He has a ball.	☐

2 Find and circle the words. Then write.

1

crab

s	s	b	e	a	c	h
a	u	★	★	★	r	p
n	n	★	★	s	a	a
d	s	s	★	h	b	i
c	c	h	o	e	★	l
a	r	o	c	l	b	★
s	e	v	e	l	a	★
t	e	e	a	★	t	★
l	n	l	n	★	★	★
e	i	c	e	p	o	p

2 

p_____

3 

s_____

4

b_____

5

s_____

6 

o_____

7

i_____

8 

s_____

9 

s_____

10 

b_____

1 Say and write the words.

b

ug

r



bug

_____

s un



_____

2 Write.



I'm on the rug,
Rug, rug, rug.
Look at the _____,
Bug, bug, bug.
Here is the _____,
Sun, sun, sun.
Let's go and have _____,
Fun, fun, fun.



3 Write the word that rhymes.

1

fun



sun

2



box

_____

3



rug



_____

4

hot



_____

Skills Time!

Lesson Five

Reading

1 Read.

You can see lots of animals at the beach.
There are fish and there are birds.
There is another animal at the beach.
This animal has a big shell. What is it? It is a crab!
Crabs live in the ocean and on the beach.
Crabs are different colors. They can be white, black, red, orange, or brown.
They have ten legs. Two legs are big and eight legs are small.
They can swim and they can run, but they cannot fly.



2 Read again and write.

1 What animals are at the beach? There are fish. There are _____.

2 Does a crab have a shell? _____.

3 How many legs does a crab have? _____

4 How many legs are big? _____

5 How many legs are small? _____

6 Can crabs run? _____

مرجع آموزش زبان ایرانیان
www.IR.com
irLanguage.com

Writing

1 Read. Underline the verbs.

1 Let's climb.
2 Let's sing a song.
3 Let's run.
4 Let's play ball.

2 Write. run ~~sing~~ climb play



Let's sing a song.



Let's _____.



Let's _____ ball.



Let's _____.

About me!

3 Circle what you can see at the beach.

sandcastle bath bed shells pail downstairs crabs
ball bat kite sofa sunscreen frisbee boat shovel

4 Draw and write about you at the beach.

I am at the beach.
There is a _____.
There _____.
There are _____.
There _____.
I have a _____.
I have _____.

Review 5

1 Look at the picture. Count and write.

There is There are

1 There is 1 bat.

2 _____ ___ ice pop.

3 _____ ___ crabs.

4 _____ ___ boat.

5 _____ ___ sandcastles.

6 _____ ___ shells.

2 Write.

nineteen ~~sixteen~~ twelve thirteen

16 sixteen

12 _____

19 _____

13 _____

3 Write the words in the correct box.

~~bed~~ sunscreen fourteen dance boat fifteen
blanket shelf draw seventeen pail erupt

bedroom	beach	numbers	verbs
bed			

4 Order the words.

1 go the Let's to beach! Let's go to the beach!

2 good idea. That's a _____

3 you swim? Can _____

4 can. I Yes, _____

5 swim in Let's the ocean! _____



5 Write.

a e i o u

1 

p e n

2 

s ___ n

3 

f ___ x

4 

c ___ t

5

m ___ n

6 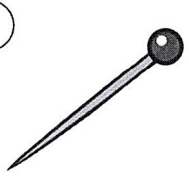

p ___ n

7

h ___ p

8 

b ___ x

6 Write about you.

1 What's your name? My name's _____.

2 How old are you? _____

3 What color is your hair? _____

4 What color are your eyes? _____

5 What animals do you like? _____

6 What food do you like? _____

Picture dictionary

1 Read and color.

Starter Hello!

1 one
2 two
3 three
4 four
5 five

6 six
7 seven
8 eight
9 nine
10 ten

red
yellow
pink
green
orange
blue
purple

JUNE

Sunday	1	8	15	22	29
Monday	2	9	16	23	30
Tuesday	3	10	17	24	
Wednesday	4	11	18	25	
Thursday	5	12	19	26	
Friday	6	13	20	27	
Saturday	7	14	21	28	

1 School things


bag

book


bookcase

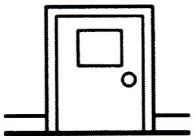
door

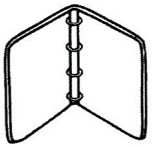
folder

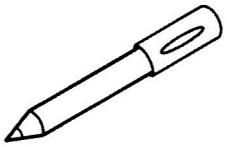
pen

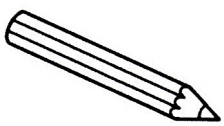
pencil

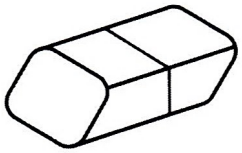
eraser


ruler


window

2 Toys



3 My body

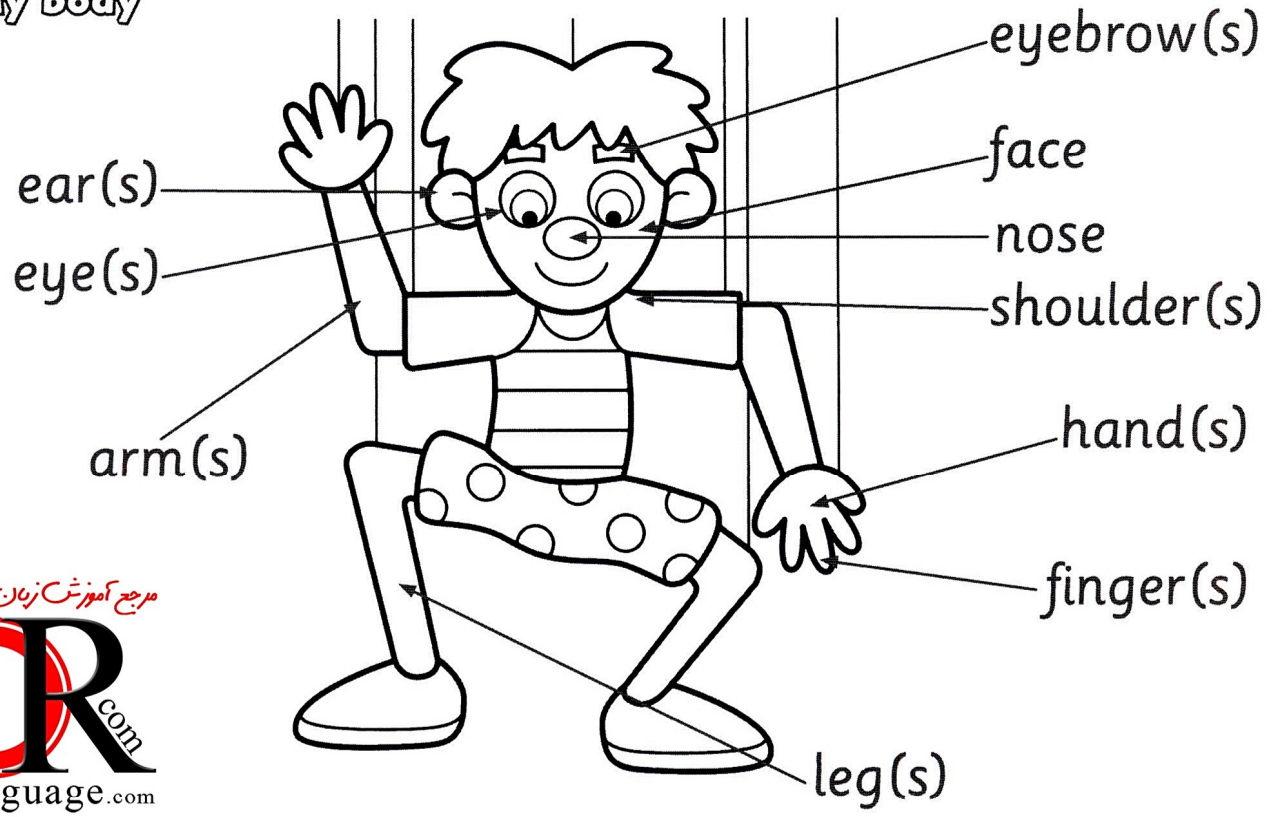

مرجع آموزش زبان ایرانیان
www.irLanguage.com

4 Jobs

doctor



farmer

firefighter

mailman

pilot



police officer

cook



student



teacher



zookeeper

5 The park

armbands



jungle gym



frisbee



ice cream

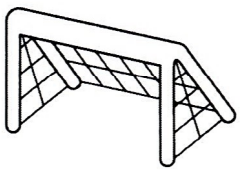

goal

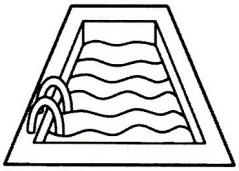

pool

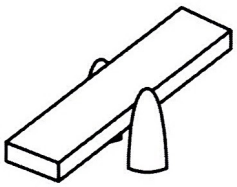

seesaw

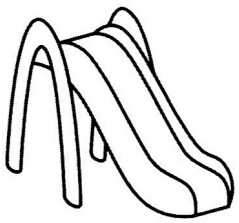

slide

swing



tree

6 My family



mom dad sister brother grandma



grandpa aunt uncle cousin

7 My clothes

sweater coat dress hat shoes



shorts socks tracksuit pants T-shirt

8 My house

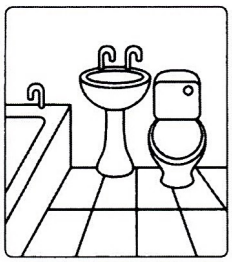
bathroom


bedroom


dining room


living room


kitchen


yard

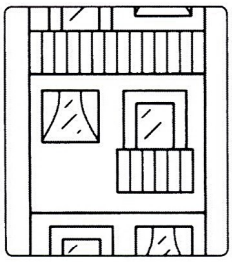
apartment



house

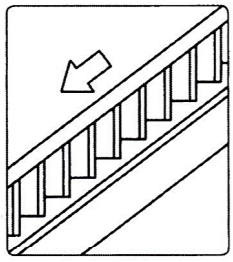
downstairs

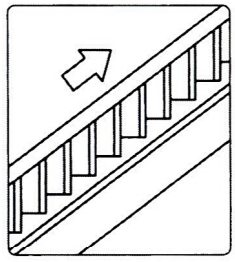
upstairs

9 My lunchbox


apple


banana

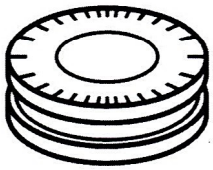
cookie


cherries

drinks


grapes

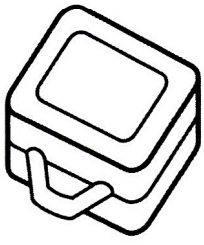
lunchbox

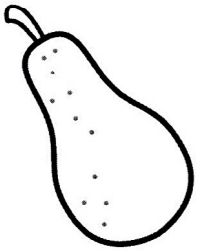
pear

pineapple

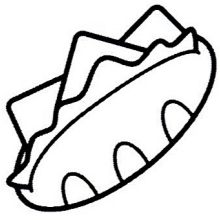
sandwich


tomato

10 My friends and shapes



blond brown curly long short straight



circle diamond rectangle square triangle

11 The zoo



elephant giraffe monkey parrot polar bear seal



snake tiger big little tall

12 Food and drinks


bread


carrots


fish

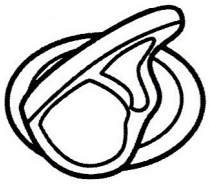
meat

rice

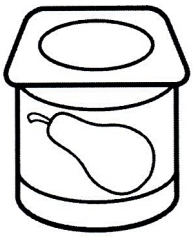
yogurt

hot chocolate


juice

milk

tea

water

13 My bedroom and numbers 11–20

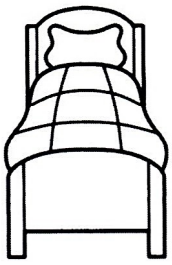
bed


cabinet

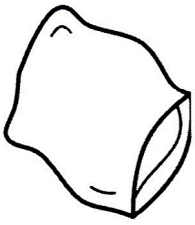
pillow


blanket

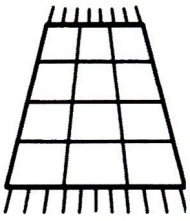
rug

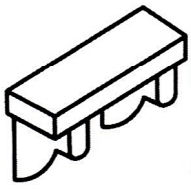
shelf

11 eleven

12 twelve

13 thirteen

14 fourteen

15 fifteen

16 sixteen

17 seventeen

18 eighteen

19 nineteen

20 twenty

14 Verbs



climb cook dance draw fly run



sing swim talk walk write

15 The beach



bat beach boat pail crab ice pop



sandcastle shell shovel sunscreen the ocean

American Family and Friends 2nd Edition

Supporting all teachers, developing every child

Teachers love Family and Friends. The clear structure, fast-paced language syllabus, engaging songs and stories, and comprehensive assessment package make it one of the world's most popular courses for young learners.

- NEW Fluency Time! sections with functional language to build conversation skills
- NEW Cross-curricular lessons develop presentation skills and critical thinking
- NEW Systematic support for differentiated learning
- NEW Interactive Online Practice and Online Play

Components

- **Student Book**
- **Workbook** with or without Online Practice.
- **Class Audio CDs**
- **Teacher's Book Plus** with Fluency DVD, Online Practice, and Assessment and Resource CD-ROM & Audio CD
- **Teacher's Resource Pack** with Story Posters, Phonics Cards, and Flashcards
- **Oxford iTools** Digital Classroom Resources
- **eBooks** Student Book and Workbook
- **Online Play**

Also available

- Grammar Friends
- Readers
- Alphabet Book
- Oxford Primary Skills: Reading and Writing

SHAPING learning TOGETHER

OXFORD UNIVERSITY PRESS

oxfordparents Help your child with English
www.oup.com/elt/oxfordparents

www.oup.com/elt/americanfamilyandfriends