
American
Family and Friends
2nd Edition
1
Student Book
www.irLanguage.com
with DIGITAL PACKAGE
OXFORD
مرجع زبان ایرانیان
Naomi Simmons

American Family and Friends 1

2nd Edition

Student Book

مرجع آموزش زبان ایرانیان
www.IR.com
irLanguage.com

این مجموعه با لوگوی مرجع زبان ایرانیان
به صورت نشر برخط و حامل به ثبت رسیده است.
کپی برداری از آن خلاف قانون، شرع و اخلاق است و شامل پیگرد خواهد شد.

Scope and sequence

Starter: Hello! p.4	*Hello. Goodbye.* *How are you? I'm fine, thank you.* *What's your name? My name's …* *How old are you? I'm …* Numbers 1 – 10 Days of the week Colors of the rainbow			
	Words	**Grammar**	**Phonics**	**Skills**
1 What's this? p.8	School things	*What's this?* *It's a pen.*	**Initial sounds:** ***a b c d*** Aa: *apple* Bb: *bird* Cc: *cat* Dd: *dog*	**Reading:** a description **Listening:** identifying objects **Speaking:** *What's this? It's …* **Writing:** counting words in a sentence, writing about my school things (Workbook)
Fluency Time! 1 p.14	**Greetings**		**Craft: a face mask**	
2 Playtime! p.16	Toys	*my / your* *Is this your teddy bear?* *Yes, it is.* *No, it isn't.*	**Initial sounds:** ***e f g h*** Ee: *egg* Ff: *fig* Gg: *goat* Hh: *hat*	**R:** a poem: "My favorite things" **L:** identifying favorite things **S:** *What's your favorite …?* **W:** dividing sentences into words, writing about my favorite toys (WB)
Math Time! p.22	**Addition**		**Project: a math board game**	
3 This is my nose! p.24	My body	*arm / arms* *This is …* *These are …*	**Initial sounds:** ***i j k l*** Ii: *ink* Jj: *jelly* Kk: *kite* Ll: *lion*	**R:** instructions **L:** identifying different animals **S:** describing an animal's features **W:** identifying full sentences, writing about my body (WB)
Review 1 p.30				
4 He's a hero! p.32	Jobs	*She's / He's a teacher.* *Is she / he a teacher?* *Yes, she is.* *No, he isn't.*	**Initial sounds:** ***m n o p*** Mm: *mom* Nn: *nurse* Oo: *orange* Pp: *pen*	**R:** an autobiography **L:** identifying people by their jobs **S:** *Is he a doctor?* **W:** capital letters and periods, writing about my family (WB)
Fluency Time! 2 p.38	**Introductions**		**Craft: a finger puppet**	
5 Where's the ball? p.40	The park	*Where's the ball?* *in / on / under*	**Initial sounds:** ***q r s t u*** Qq: *queen* Rr: *rabbit* Ss: *sofa* Tt: *tiger* Uu: *umbrella*	**R:** a puzzle text **L:** identifying objects by location **S:** *Where's the kite?* **W:** capital letters at the start of names, writing about the park (WB)
Art Time! p.46	**Colors**		**Project: a rainbow**	
6 Billy's teddy bear! p.48	My family	Possessive **'s**	**Initial sounds:** ***v w x y z*** Vv: *van* Ww: *window* Xx: *box* Yy: *yo-yo* Zz: *zebra*	**R:** a caption story **L:** distinguishing details **S:** *Who's this?* **W:** question marks, writing about my family's things (WB)
Review 2 p.54				

	Words	Grammar	Phonics	Skills
7 Are these his pants? p.56	My clothes	*This is her / his T-shirt.* *Are these his socks?* *Yes, they are.* *No, they aren't.*	**The alphabet:** the alphabet letter names and their sequence	**R:** a caption story **L:** identifying clothes **S:** *What color are these pants?* **W:** contractions: **'s**, writing about my favorite clothes (WB)
Fluency Time! 3 p.62	**Playing outside**		**Craft: a park poster**	
8 Where's Grandma? p.64	My house	*Is she in the kitchen?* *Yes, she is. No, she isn't.* *Where are Dad and Billy?* *Are they in the yard?* *No, they aren't.*	**Digraphs:** *sh* *shoes* *sheep* *fish*	**R:** information on a webpage **L:** listening for location **S:** *Where are the bedrooms?* **W:** identifying vowels, writing about my home (WB)
Social Studies Time! p.70	**Jobs**		**Project: a pop-up book**	
9 Lunchtime! p.72	My lunchbox	*I have two sandwiches.* *I don't have my lunchbox.* *an apple* *(an + a, e, i, o, u)*	**Digraphs:** *ch* *chair* *teacher* *chick*	**R:** information texts **L:** identifying key words **S:** *I have a banana and a pear …* **W:** using *a* and *an*, writing about my lunchbox (WB)
Review 3 p.78				
10 A new friend! p.80	My friends Shapes	*He / She has …* *He / She doesn't have …* *It has …* *It doesn't have …*	**Digraphs:** *th* *three* *bath* *teeth*	**R:** a descriptive letter **L:** identifying different friends **S:** *She has blond hair. Who is it?* **W:** contractions: **'s / 've**, writing about my friend (WB)
Fluency Time! 4 p.86	**Getting dressed**		**Craft: a clothes cube**	
11 I like monkeys! p.88	The zoo	*I like monkeys.* *I don't like elephants.* *They're big.* *I'm little.*	**CVC words:** *a* *cat* *man* *fan*	**R:** a poem: "What am I?" **L:** identifying preferences **S:** *It has four legs. It's black and orange.* **W:** identifying adjectives, writing about animals I like (WB)
Science Time! p.94	**Animals**		**Project: animal cards**	
12 Dinnertime! p.96	Food Drinks	*Do you like carrots?* *Yes, I do.* *No, I don't.* *What do you like?* *I like yogurt.*	**CVC words:** *e* *bed* *pen* *red*	**R:** information texts **L:** identifying food preferences **S:** *What do you like?* **W:** negative contractions: **n't**, writing about food I like (WB)
Review 4 p.102				
13 Clean up! p.104	My bedroom Numbers 11 – 20	*There's …* *There are …*	**CVC words:** *i* *pig* *fig* *pin*	**R:** a descriptive letter **L:** distinguishing details **S:** *Where are the shoes?* **W:** question marks and periods, writing about my bedroom (WB)
Fluency Time! 5 p.110	**At the dinner table**		**Craft: a plate of food**	
14 Action Boy can run! p.112	Verbs	*He can / can't fly.* *Can he talk?* *Yes, he can.* *No, he can't.*	**CVC words:** o *pot* *fox* *hop*	**R:** descriptions **L:** identifying animals **S:** *It can run. It's brown and big.* **W:** contractions: ca**n't**, writing about what I can do (WB)
Geography Time! p.118	**Volcanoes**		**Project: a volcano**	
15 Let's play ball! p.120	The beach	*Let's* + verb	**CVC words:** *u* *rug* *bug* *sun*	**R:** a postcard **L:** distinguishing details **S:** *Let's play ball!* **W:** identifying verbs, writing about the beach (WB)
Review 5 p.126				

Starter Hello!

Lesson One

1 Listen, point, and repeat. 01



2 Listen and sing. 02

Hello, Rosy. Hello, Tim. Hello, everyone.
Hello, Billy and Miss Jones. Come and have some fun!

3 Listen and read. 03

1 Listen to the story again and repeat. Act.

2 Ask and answer.

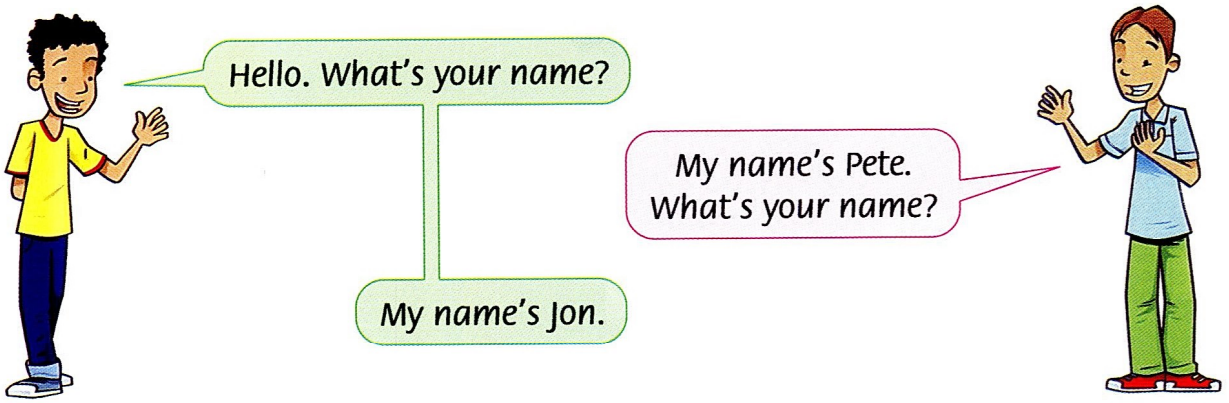

3 Listen and sing your name. 04

Let's sing!

Hello, hello!

Hello, hello,
How are you?
I'm fine, thank you.
I'm fine, thank you.

Hello, hello,
What's your name?
My name's _____.
That's my name.

Goodbye, goodbye,
Goodbye to you …

Lesson Three

1 Listen, point, and repeat. 05

2 Listen and check (✔). 06



3 Look at the picture again. Point, ask, and answer.

How old are you?

I'm seven.

4 Listen and point. Listen and chant. 07

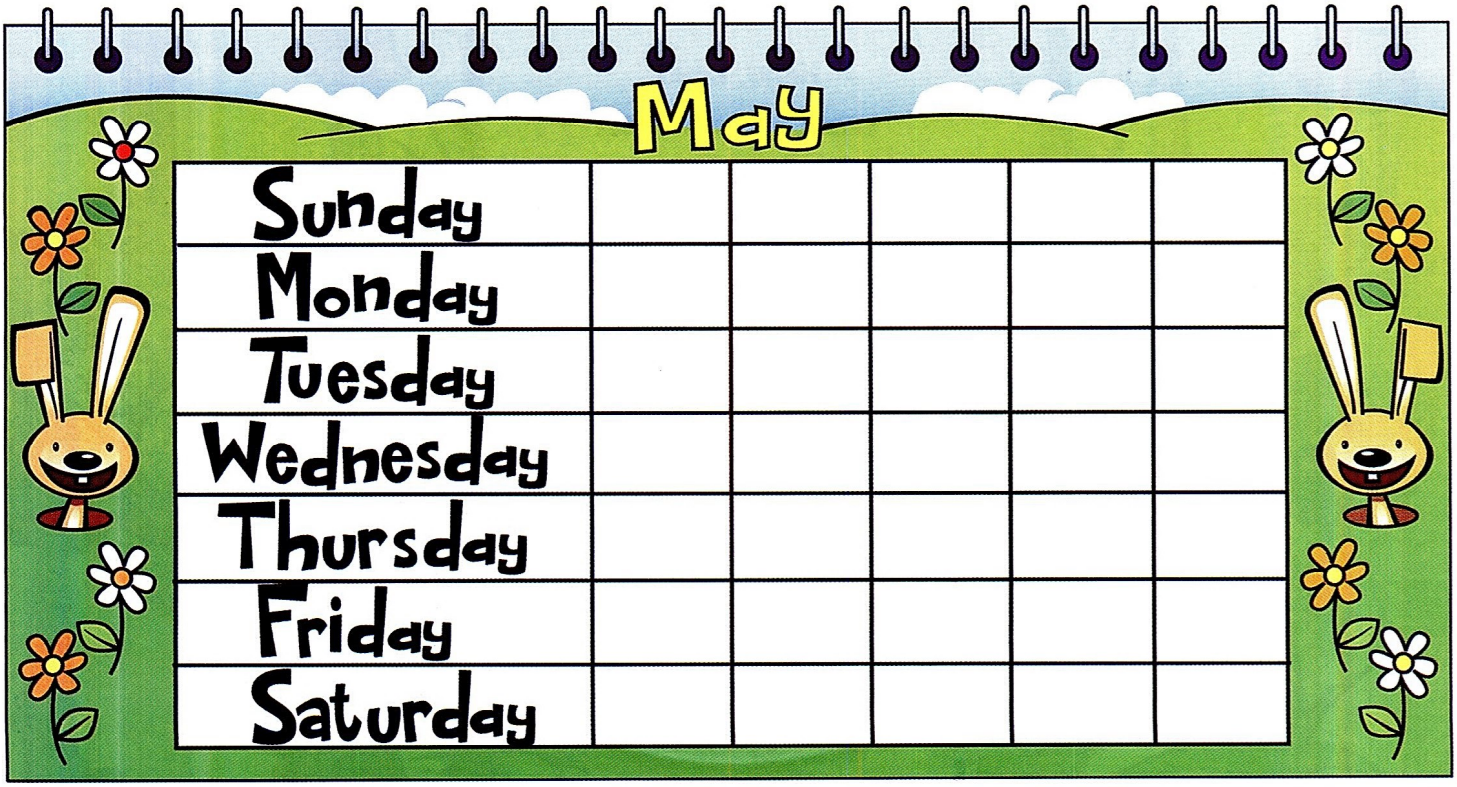

1 Listen, point, and repeat. 08

2 Listen and sing. 09

3 Sing and do.

Let's sing!

Sing a rainbow!

Red and yellow,
And pink and green,
Purple and orange,
And blue.

I can sing a rainbow,
Sing a rainbow,
Sing a rainbow, too.

4 Match.

orange | red | pink | purple | blue | green | yellow

1 What's this?

Lesson One Words

1 Listen, point, and repeat. 10



pen

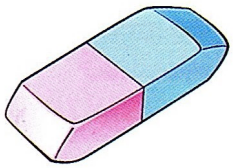

eraser

pencil

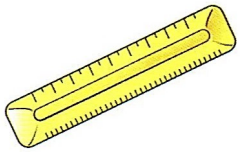

ruler

book

2 Listen and chant. 11

3 Listen and read. 12







1 Listen to the story again and repeat. Act.

2 Look and say.

Let's learn!



What's this?
It's a pen.

What's = What is
It's = It is

3 Write.

1



What's this?
It's a pen.

2



What's this?
_____ an eraser.

3



What's this?
_____ a pencil.

4



What's this?
_____ a ruler.

4 Point, ask, and answer.

pen pencil eraser ruler book

What's this?

It's a pencil.



Lesson Three Song

1 Listen, point, and repeat. 13

bag


folder


door


window


bookcase

2 Listen and sing. 14

3 Sing and do.

Let's sing!

Open the book!

What's this?
What's this?
It's a book.
Open the book.
Close the book.

What's this?
What's this?
It's a door …

What's this?
What's this?
It's a bag …

What's this?
What's this?
It's a window …

1 Listen, point, and repeat. 15



2 Listen and chant. 16

This is an apple, a, a, apple.
This is a bird, b, b, bird.
This is a cat, c, c, cat.
This is a dog, d, d, dog.

3 Listen to the sounds and join the letters. 17 irLanguage.com

What does the dog have?



4 Read and circle the sounds *a, b, c, d* at the start of the words.

The cat likes birds.
The dog likes apples.
Here's the cat with the bird.
Here's the dog with the apple.



Skills Time!

Lesson Five

Reading

1 Point to four school things. Say the words.

2 Listen and read. 18



3 Read again. Write ✔ or ✘.

1 pencil ✔

2 pen _____

3 book _____

4 folder _____

5 door _____

6 eraser _____

Listening

1 Listen and check (✓) the correct picture. 19

1


2
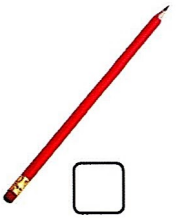

3 

4

Speaking

2 Open your bag. Ask and answer.

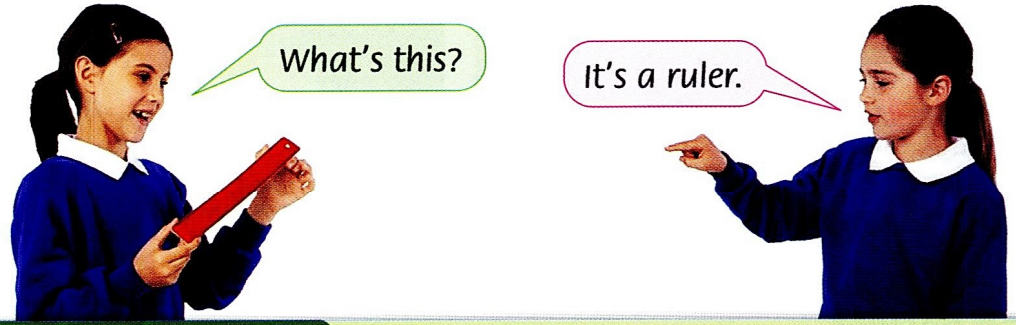

Writing preparation

3 Count the words in each sentence.

This is my bag. 4
1 2 3 4

1 This is my pen. ____

2 Look at this. ____

3 Thank you. ____

4 Close the door. ____

5 This is a blue folder. ____

6 Open the window. ____

Complete the writing task on page 13 of the Workbook.

page 13

Fluency Time! 1

Watch!

Everyday English

1 Watch and listen. Read and say. 20

irLanguage.com

Kate:	Hi, Ellie. How are you?
Ellie:	I'm fine, thanks.

Ellie:	And how are you?
Kate:	I'm fine, thanks.

2 Watch and listen. Number. 21



3 **Speaking** Ask and answer.

How are you?

I'm fine, thanks. How are you?

I'm fine.

1 Watch the story again. Act.

2 Make a face mask.



1 Cut out the mask. Cut out the eyes.

2 Draw and color a face.

3 Put on the string.

مرجع زبان ایرانیان



4 Wear your mask.

3 **Speaking** Use your mask and say.



2 Playtime!

Lesson One Words

1 Listen, point, and repeat. 22

doll



ball

2 Listen and chant. 23

teddy bear

puzzle

car

3 Listen and read. 24



1 Listen to the story again and repeat. Act.

2 Look and say.

Let's learn!

This is **my** bag.



This is **your** doll.

Is this your teddy bear**? No, it isn't.**

Is this your teddy bear**? Yes, it is.**

3 Write. **my** **your**

1

2

3

4

This is _your_ ball. This is _____ bag. This is _____ car. This is _____ puzzle.

4 Write. **Yes, it is.** **No, it isn't.**

1 

2

3

Lesson Three Song

1 Listen, point, and repeat. 25


kite

bike


train

game

scooter

2 Listen and sing. 26

3 Sing and do.

Let's sing!



Toys, toys, toys!

Toys, toys, toys, toys,
Toys, toys, toys!

This is my big red kite,
My big red kite,
My big red kite.
This is my big red kite,
I love toys!

Toys, toys, toys, toys, …

This is my big blue bike, …

Toys, toys, toys, toys, …

This is my big, green train, …

1 Listen, point, and repeat. 27



2 Listen and chant. 28

I have an egg, e, e, egg.
I have a fig, f, f, fig.
I have a goat, g, g, goat.
I have a hat, h, h, hat.

3 Listen to the sounds and join the letters. 29

What does the goat have?



4 Read and circle the sounds *e, f, g, h* at the start of the words.



There's an egg with a yellow hat.
Look, the goat has a fig.
The goat likes figs.

Skills Time!

Lesson Five

Reading

1 Point to an animal and a toy. Say the words.

2 Read and listen to the poem. 30

My favorite ...

What's my favorite toy?
My favorite one of all.
Is it my scooter? Is it my doll?
No, it's my orange ball.

What's my favorite color?
What do you think?
Is it yellow? Is it white?
No, it's the color pink.

What's my favorite animal?
Try to guess the word.
Is it a zebra? Is it a cat?
No, it's a pretty bird.

Holly, age 7.

3 Read again and write.

My favorite toy is a ball .
My favorite color is _____ .
My favorite _____ is a bird.

Listening

1 Listen and match. 31



Speaking

2 Ask and answer about you.

What's your favorite toy? — *It's a ...*

What's your favorite color? — *It's ...*

irLanguage.com

Writing preparation

3 Circle the words.

This is my bike.

1 Thisismyteddybear.

2 Thisisyourscooter.

3 It'syourredbike.

4 It'smyyellowball.

5 It'smygame.

6 Closethedoor.

Complete the writing task on page 21 of the Workbook.

page 21

Math Time!

Topic: Addition

1 Listen, point, and repeat. 32



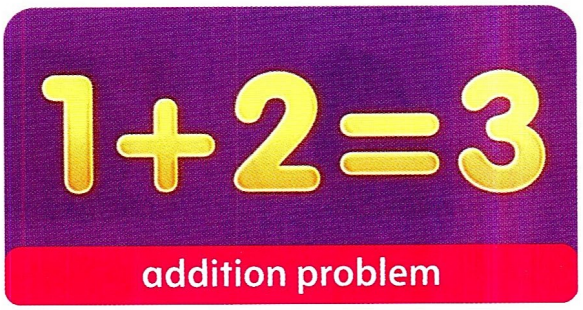

2 Listen and read. 33



3 Say. Match the words to the addition problems.

1 Four plus two equals six.	C	a	3 + 3 = 6
2 Three plus three equals six.		b	9 + 1 = 10
3 Six plus three equals nine.		c	4 + 2 = 6
4 Nine plus one equals ten.		d	6 + 3 = 9

4 Think! What's three plus four?

What's four plus five?

1 Listen and write the number. 34

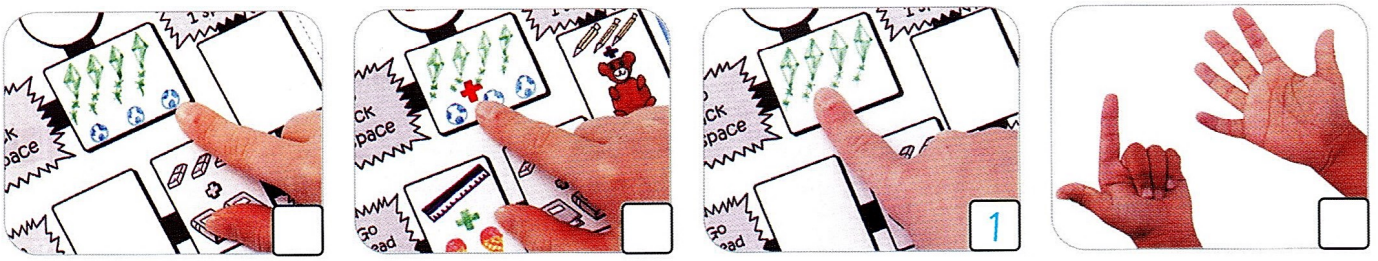

2 Project. Make a math board game.



Draw picture addition problems.



Write addition problems.



Say the addition problems.



Play the game with friends.

3 Talk about your project.

There are five pencils and three balls. Five plus three equals eight.



3 This is my nose!

Lesson One Words

1 Listen, point, and repeat. 35

arms


nose

2 Listen and chant. 36

face

legs


ears

3 Listen and read. 37







1 Listen to the story again and repeat. Act.

2 Look and say.

Let's learn!



one arm



two arms



These are my arms.



This is my nose.

3 Write. This is These are

1

These are my legs.

2

_____ my arms.

3

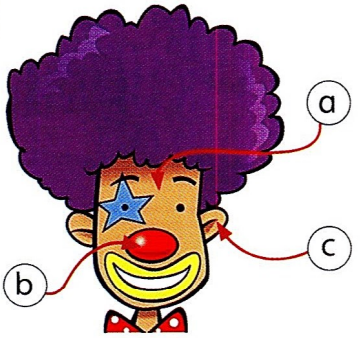

a _____ my face.

b _____ my nose.

c _____ my ears.

4 Circle.

1



(legs) / leg

2

arm / arms

3



legs / leg

4



arms / arm

Lesson Three Song

1 Listen, point, and repeat. 38



2 Listen and sing. 39

3 Sing and do.

Let's sing!



Ten fingers on my hands

Ten fingers on my hands,
On my hands.

Ten fingers on my hands,
On my hands.

Two eyes, one nose,
All on my face.

Ten fingers on my hands,
On my hands.

1 Listen, point, and repeat. 40



2 Listen and chant. 41

Look at the ink, i, i, ink.
Look at the jelly, j, j, jelly.
Look at the kite, k, k, kite.
Look at the lion, l, l, lion.

3 Listen to the sounds and join the letters. 42

What does the lion have?



4 Read and circle the sounds *i, j, k, l* at the start of the words.

The lion has some jelly.
The lion has some ink.
Look! Here is a kite.
Oops! The lion is a mess.

Skills Time!

Lesson Five

Reading

1 Point to parts of the body. Say the words.

2 Listen and read. 43

Hi. I'm Tom.
Let's make a paper lion!

1



Color the face, the body, and the legs. Then color the paws and tail, too.

2

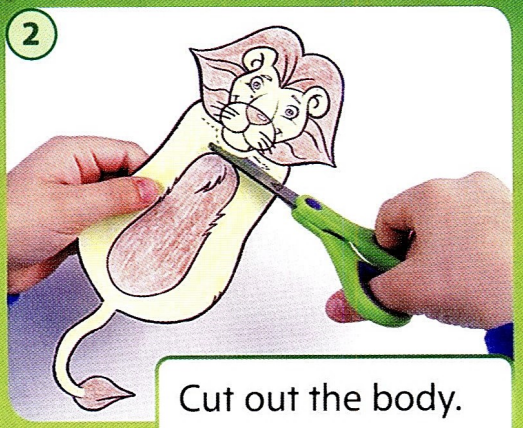

Cut out the body. Now cut the face.

3



Fold the tail. Fold the face.

4



Cut out the four legs and paws. Fold the legs.

5

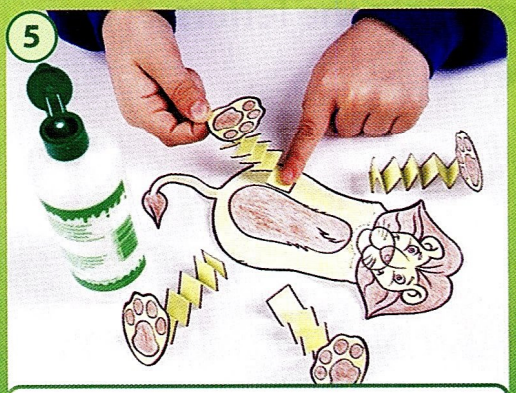

Glue the paws on the legs. Glue the legs on the body.

6



Look! It's a lion.

3 Read again. Number the pictures in the correct order.





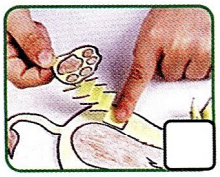



Listening

1 Listen and number. 44







Speaking

2 Look at the pictures again. Ask and answer.

It's brown. It has black eyebrows. What is it?

It's a dog.

Writing preparation

3 Circle each sentence. Then count.

I'm Tom. This is my paper toy. 2

This is my paper toy. It's a lion. Color the body.
Fold the face and the tail. Cut out the four legs.
Glue on the legs and the paws.

How many sentences? ☐

Complete the writing task on page 29 of the Workbook.

page 29

Review 1

1 Circle the odd-one-out. Write.

1  pencil  eraser eight  ruler eight

2 car shoulders  train teddy bear _____

3 equals nose hands eyes _____

4 three ten two scooter _____

5  ball plus doll 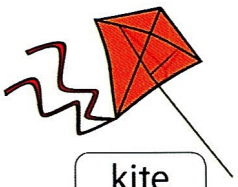 kite _____

2 Match.

1 What's this?	c	a I'm ten.
2 What's your name?		b Yes, it is.
3 How old are you?		c It's a teddy bear.
4 Is this your pencil?		d I'm fine, thank you.
5 How are you?		e My name's Alex.

3 Write.

This is These are your my

irLanguage.com





4 Read and circle.

1		Is it a kite?	Yes, it is.	No, it isn't.
2		Is it a train?	Yes, it is.	No, it isn't.
3		Is it a ruler?	Yes, it is.	No, it isn't.
4		Is it a puzzle?	Yes, it is.	No, it isn't.

5 Circle.

e (c) a

l j f

b e a

j g k



e i c

c d e

6 Read and color.

My work in Units 1, 2, and 3 is

OK Good Excellent

Online Play Play a game!

4 He's a hero!

Lesson One Words

1 Listen, point, and repeat. 45

teacher

student

2 Listen and chant. 46

cook

firefighter

pilot

3 Listen and read. 47





1 Listen to the story again and repeat. Act.

2 Look and say.

Let's learn!



She's a cook.



He's a student.

Is she a teacher?
No, she isn't.



Is he a teacher?
Yes, he is.

she's = she **is**
he's = he **is**

3 Write. **He's** **She's**

1 _He's_ a teacher.

2 _____ a pilot.

3 _____ a student.

4 _____ a firefighter.

4 Say and answer. *She's a student.* *Number 2.*

1

2



3

4

5

Lesson Three Song

1 Listen, point, and repeat. 48

doctor

police officer

farmer

mailman

zookeeper

2 Listen and sing. 49

3 Sing and do.

Let's sing!

Two kind doctors

Two kind doctors
Meet in a lane.
Hello, hello,
What's your name?

How are you?
How are you?
How are you, again?

Two kind police officers …

Two kind farmers …

Two kind teachers …

Two kind students …

1 Listen, point, and repeat. 50

2 Listen and chant. 51

This is my mom, m, m, mom.
This is my nurse, n, n, nurse.
This is my orange, o, o, orange.
This is my pen, p, p, pen.

3 Listen to the sounds and join the letters. 52

What does the nurse have?



4 Read and circle the sounds *m, n, o, p* at the start of the words.

My mom is a nurse.
She has an orange and a pen.
She can eat the orange.
She can write with the pen.

Skills Time!

Lesson Five

Reading

1 Point to the jobs. Say the words.

2 Listen and read. 53



My name's Milly.
I'm seven.
This is my family.



This is my dad.
He's a firefighter.



This is my mom.
She's a nurse.



This is my grandpa.
He's a doctor.



This is me with my brother. His name's Joe.

We're a happy family.

3 Read again. Write *Yes* or *No*.

1 Is Dad a pilot? No

2 Is Mom a nurse? _____

3 Is Milly seven? _____

4 Is Grandpa a farmer? _____

Listening

1 Listen and number. 54



Speaking

2 Point, ask, and answer.

Is he a doctor?

No, he isn't.

... doctor?

... nurse?

... student?

... zookeeper?

... teacher?

Writing preparation

3 Circle the capital letters and periods.

This is my family.

1 We're students.

2 He's a mailman.

3 This is my mom.

4 She's a nurse.

5 We're a happy family.

6 This is my uncle.

Complete the writing task on page 37 of the Workbook.

page 37

Fluency Time! 2

Watch!

Everyday English

1 Watch and listen. Read and say. 55

Kate:	Dad, Dad! This is Mrs. Smith. This is my dad.

Dad:	Nice to meet you.
Mrs. Smith:	Nice to meet you, too.

2 Watch and listen. Write. 56

name ~~Her~~ meet Nice too

1 Her _____ is Molly.

2 Hello, Molly. _____ to _____ you.

3 Nice to meet you, _____.

3 Speaking Look at the people. Point and say.

Sarah

Peter

Mr. Smith

Miss White

1 Watch the story again. Act.

2 Make a finger puppet.

1 Color the puppet.



2 Cut out and fold the puppet.



3 Glue the side.



4 Give the puppet a name.

3 **Speaking** Use your puppet and say.



5 Where's the ball?

Lesson One Words

1 Listen, point, and repeat. 57



seesaw

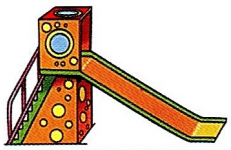

slide

2 Listen and chant. 58



goal

swing



tree

3 Listen and read. 59



1 Listen to the story again and repeat. Act.

2 Look and say.

Let's learn!



Where's the ball?
It's **in** the goal.



Where's the ball?
It's **on** the slide.

Where's the ball?
It's **under** the seesaw.

Where**'s** = Where **is**

3 Write. in on ~~under~~



It's under the tree.



It's _____ the seesaw.



It's _____ the goal.

4 Point, ask, and answer.

Where's the ball?

It's under the tree.







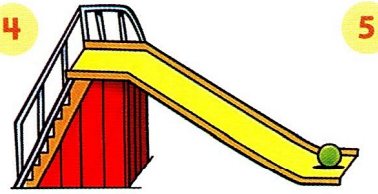



Lesson Three Song

1 Listen, point, and repeat. 60

pool

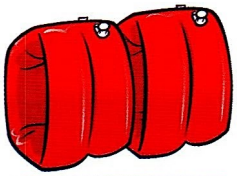
armbands

ice cream

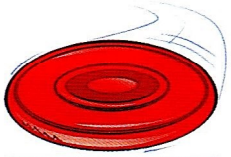
frisbee


jungle gym

2 Listen and sing. 61

3 Sing and do.

Let's sing!

At the park!

At the park,
It's so much fun.
For you, for me, for everyone!

Play on the seesaw,
Play in the pool.
Eat an ice cream,
It's nice and cool.

Play with a frisbee,
Play with a ball.
Play on the slide,
It's fun for all.

At the park,
It's so much fun.
For you, for me, for everyone!

1 Listen, point, and repeat. 62



2 Listen and chant. 63

Where is the queen? Q, q, queen.
Where is the rabbit? R, r, rabbit.
Where is the sofa? S, s, sofa.
Where is the tiger? T, t, tiger.
Where is the umbrella? U, u, umbrella.

3 Listen to the sounds and join the letters. 64

What does the queen have?



t	s	q	t	r	r	t
q	r	u	s	u	q	u
s	u	t	q	t	s	r

4 Read and circle the sounds *q, r, s, t, u* at the start of the words.

The queen is on the sofa.
The queen has a rabbit.
The tiger is on the sofa.
The tiger has an umbrella.

Skills Time!

Lesson Five

Reading

1 What can you see in the park? Point and say.

2 Listen, read, and point. 65

Look! This is a park. Can you see the boys and girls in the park?
Where are their toys? Can you help?

1
This is Toby.
His toy is under a tree.
What is it?

2
Her name is Sara.
Can you see her toy?
It is on the slide.

3
His name is Pete.
His toy is in the soccer goal.
Can you see it?

4
This is Anna.
Her toy is under the swing.
What is it?

3 Read again. Match the children and toys.

1

2

3

4

doll

car

kite

frisbee

Listening

1 Listen and number. 66



Speaking

2 Ask and answer.

Where's the girl?

She's under the tree.

Writing preparation

3 Circle the capital letters at the start of the names.

This is Tim.

1 My name's Rosy.

2 This is Billy.

3 Look at Billy and Rosy.

4 Good try, Tim.

5 Billy is two.

6 Rosy is a student.

Complete the writing task on page 45 of the Workbook.

page 45

Art Time!

Topic: Colors

1 Listen, point, and repeat. 67

paint

light blue

dark blue

black

white

2 Listen and read. 68

MIXING COLORS

It's art class. Let's make colors.

This is blue paint.

This is yellow paint.

Mix blue and yellow.

What color is it? It's green.

This is red paint.

This is yellow paint.

Mix red and yellow. What color is it?

It's orange.

Make light blue.

This is blue paint. Add white paint.

Now it is light blue.

Let's make dark blue.

This is blue paint. Add black paint.

Now it is dark blue.

3 Read again and complete.

yellow black white

1 blue + yellow = green

2 blue + _____ = light blue

3 red + _____ = orange

4 blue + _____ = dark blue

4 Think! What are two things that are green?

What are two things that are orange?

1 Listen and write the number. 69





2 Project. Mix colors and make a rainbow.

Choose colors.



Paint the colors on the card in a rainbow.

Mix the colors.



Write the colors.

3 Talk about your project.

6 Billy's teddy bear!

Lesson One Words

1 Listen, point, and repeat. 70

mom

dad

sister

2 Listen and chant. 71

brother

grandma

grandpa

3 Listen and read. 72



1 Listen to the story again and repeat. Act.

2 Look and say.

Let's learn!



This is Mom's book.



This is Billy's teddy bear.

3 Follow and write.

1 Mom

2 Dad

3 Rosy

4 Grandma

5 Grandpa

It's _____ kite.

It's Mom's book.

It's _____ umbrella.

It's _____ pen.

It's _____ bag.

Lesson Three Song

1 Listen, point, and repeat. 73

aunt

uncle

cousin

2 Listen and sing. 74

3 Sing and do.

Let's sing!

In my family

In my family,
In my family,
Lots of love,
For you and for me.

Mom and dad,
Sisters and brothers,
Grandma and grandpa,
Cousins and others.

In my family,
In my family,
Lots of love,
For you and for me.

1 Listen, point, and repeat. 75

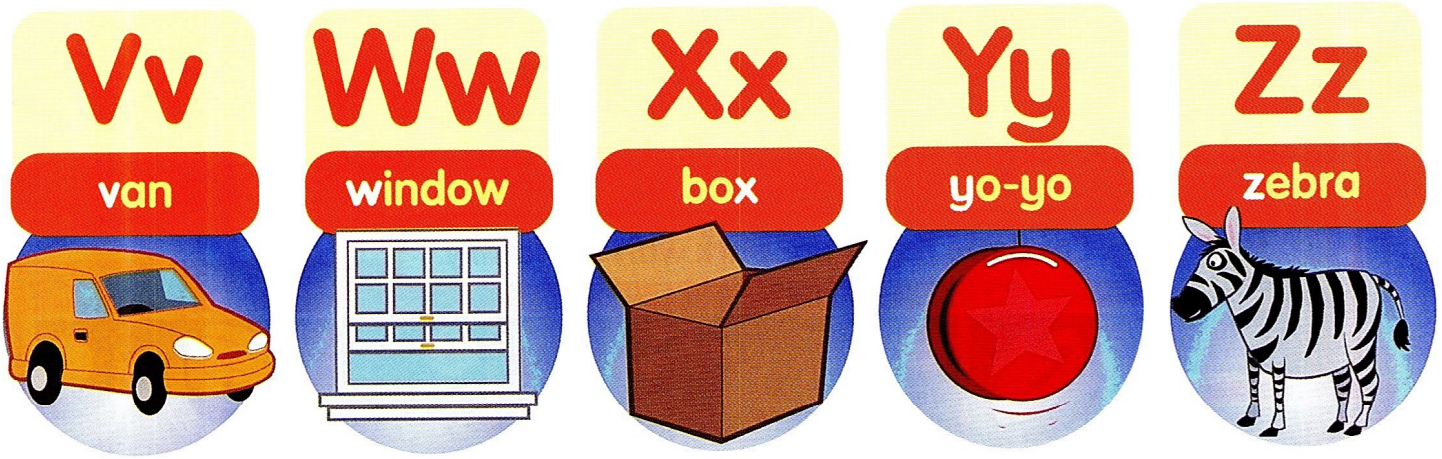

2 Listen and chant. 76

Here is a van, v, v, van.
Here is a window, w, w, window.
Here is a box, x, x, box.
Here is a yo-yo, y, y, yo-yo.
Here is a zebra, z, z, zebra.

3 Listen to the sounds and join the letters. 77

What is in the van?



x	w	y	z	w	x	z
z	x	v	x	z	w	w
y	v	w	y	v	y	x



4 Read and circle the sounds *v, w, x, y, z.*



Look out of the window.
What can you see?
I can see a zebra in a van.
And a yo-yo on a box.

Skills Time!

Lesson Five

Reading

1 **Point and say the family words.**

2 **Listen and read.** 78

Hi. I'm Beth. I'm at the park with my family.

It's windy today. Oh no! Where's Grandpa's hat?

Grandpa's hat is in the tree!

My mom throws a ball. No, Grandpa's hat is still in the tree.

My dad jumps. No, Grandpa's hat is still in the tree.

My brother gets on Dad's shoulders. Can he get the hat?



Yes, he can! Here's Grandpa with his hat. He's happy now.

3 **Read again. Write *T* (true) or *F* (false).**

1 The family is at the park. T

2 The hat is in the goal. ____

3 It is Beth's hat. ____

4 Beth's grandpa is happy now. ____

Listening

1 Listen and number the correct picture. 79



Speaking

2 Point, ask, and answer.

Who's this?

It's Beth's dad.



Writing preparation

3 Circle the question marks and underline the sentences.

What's your name? My name's Beth.

1 How old are you? I'm seven.

2 Who's this? It's Beth's aunt.

3 How are you? I'm fine.

4 What's this? It's a bird.

5 Where's the kite? It's in the tree.

6 Where's Beth? She's at the park.

Complete the writing task on page 53 of the Workbook.

page 53

Review 2

1 Circle the odd-one-out. Write.

1	doctor	nurse	goal	farmer	goal
2	swing	zookeeper	seesaw	slide	
3	aunt	uncle	brother	white	
4	mom	firefighter	mailman	pilot	
5	frisbee	paint	armbands	pool	

2 Number the picture.



1 ~~sister~~
2 dad
3 grandma
4 grandpa
5 aunt
6 uncle
7 brother
8 cousin
9 mom

3 Match.

1 Is Rosie a teacher?	a It's in the goal.
2 Nice to meet you.	b Yes, he is.
3 Where's Tim?	c No, she isn't.
4 Where's the ball?	d He's at school.
5 Is he a farmer?	e Nice to meet you, too.

4 Write.

He's She's

1 He's a doctor. 2 _____ a nurse. 3 _____ a firefighter. 4 _____ a student.

5 Look at the picture again and write.

1 Where's the ball? It's in the toy box.

2 Where's the doll? It's _____ the toy box.

3 Where's the ruler? It's _____ the bag.

4 Where's the teddy bear? It's _____ the bag.

6 Circle.



1 (p) b g 2 w s z 3 t l o 4 w v u 5 n o m 6 s r o

7 Read and color.

My work in Units 4, 5, and 6 is

OK Good Excellent

Online Play Play a game!

7 Are these his pants?

Lesson One Words

1 Listen, point, and repeat. 80

dress

socks

2 Listen and chant. 81

T-shirt

pants

shorts

3 Listen and read. 82

1 Listen to the story again and repeat. Act.

2 Look and say.

Let's learn!



This is **her** dress.

These are **his** shorts.

Are these her socks?
Yes, they are.

Are these his pants?
No, they aren't.

aren**'t** = are **not**

3 Write. his her

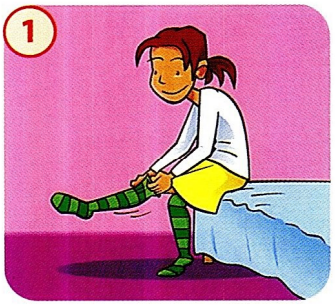

These are her socks.

This is _____ T-shirt.

This is _____ dress.

4 Point, ask, and answer.

Are these her pants? *No, they aren't.*

… her pants?

… his shorts?

… his pants?

… her socks?

Are these his / her socks? Yes, they are.

Lesson Three Song

1 Listen, point, and repeat. 83

shoes

coat

hat

sweater

tracksuit

2 Listen and sing. 84

3 Sing and do.

Let's sing!

Every day!

Every day,
I put on my shoes,
I put on my shoes,
Every day.

Every day,
I put on my shoes,
I put on my coat,
Every day.

Every day,
I put on my shoes,
I put on my coat,
I put on my hat,
Every day.

Goodbye, Mom!



1 Listen and point. Listen and sing. 85

I know my ABCs, please sing along with me ...

a b c d e f g h i j k l m n o p
q r s t u v w x y z

I know my ABCs, please sing along with me.

2 Write the letters.



3 Look at the pictures. Write the letters.

t ~~y~~ k c r s

h l m v z u



Skills Time!

Lesson Five

Reading

1 Point to the clothes. Say the words.

2 Listen and read. 86

3 Read again. Circle the wrong word and write the correct word.

1 Max is a girl. boy

2 All Max's sweaters are orange. _____

3 Max's favorite color is green. _____

Listening

1 Listen and number. 87



Speaking

2 Look at the pictures again. Point, ask, and answer.

What color are these pants? — *They're pink.*

What color is this coat? — *It's red.*

Writing preparation

3 Circle 's and match.

Where's = Where is It's = It is

What's = What is He's = He is

1 What's this?	d	a Where is my tracksuit?
2 Where's my tracksuit?		b She is eight.
3 It's under the seesaw.		c He is my brother.
4 She's eight.		d What is this?
5 He's my brother.		e It is under the seesaw.

Which letter is missing? 's = ___s

Complete the writing task on page 61 of the Workbook.

page 61

Fluency Time! 3

Watch!

Everyday English

1 Watch and listen. Read and say. 88

James:	Can I go on the swing, please?
Dad:	Yes, OK … Be careful of the ball!
James:	I'm fine, Dad.

James:	I'm on the jungle gym.
Dad:	Come down now.
James:	OK.

2 Watch and listen. Number. 89





3 **Speaking** Look at the park objects. Ask and answer.



www.iLanguage.com

1 Watch the story again. Act.

2 Make a park poster.



1 Color the poster.



2 Color and cut out the pictures.



3 Glue the pictures on the poster.

4 Draw yourself and finish the poster.

3 **Speaking** Talk about your poster. Ask and answer.

8 Where's Grandma?

Lesson One Words

1 Listen, point, and repeat. 90


kitchen

living room


dining room

2 Listen and chant. 91


bedroom

bathroom

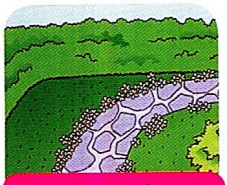
yard

3 Listen and read. 92





1 Listen to the story again and repeat. Act.

2 Look and say.

Let's learn!

Where's Grandma?
She's in the dining room.

Is she in the kitchen?
No, she isn't.

Where are Dad and Billy?
They're in the dining room, too.

Are they in the living room?
No, they aren't.

they**'re** = they **are**

3 Write. Is Are

1 ___Is___ Billy in the bedroom?
Yes, he is.

2 _____ Mom and Dad in the yard?
No, they aren't.

3 _____ Rosy's aunt and uncle in the dining room?
Yes, they are.

4 _____ Rosy in the bathroom?
No, she isn't.

4 Look at the pictures again. Point, ask, and answer.

Where are Rosy's aunt and uncle?

They're in the dining room.

Lesson Three Song

1 Listen, point, and repeat. 93

upstairs

downstairs

house

apartment

front door

2 Listen and sing. 94

3 Sing and do.

Let's sing!

Come into my house

Come into my house.
What can you see?
Upstairs and downstairs,
Come, follow me.

Go through the door.
Go upstairs.
What's in my bedroom?
Four teddy bears.

Go through the door.
Go downstairs.
What's in the dining room?
Table and chairs.

Come into my house ...

1 Listen, point, and repeat. 95

sh





2 Listen and chant. 96

Shirley's shoes are red,
Her T-shirt is blue.
She has a toy sheep,
And a toy fish, too.

The sheep is white,
The fish is blue.
Shirley wants to play,
With me and with you.

3 Read the chant again. Circle the *sh* sounds.

4 Look at the picture and circle the correct sound.

1

sh h s

2 

sh h s

3

sh h s

4

sh h s

Skills Time!

Lesson Five

Reading

1 Point to the rooms. Say the words.

2 Listen and read. 97

Andy's homepage | **My apartment** | My family | My friends | My school

My name's Andy. This is a photo of my family in our apartment. We are in the living room.

Here is the dining room. It is little but the table is big. The kitchen is next door. It is yellow and white.

There are three bedrooms. The big bedroom is for my mom and dad.



This is my bedroom. Next door is my sister's bedroom.

And this is the balcony. Look, you can see my favorite tree.



Can you see my sister in a photo?

Add picture

Remove picture

3 Read again and write.

bedroom | ~~apartment~~ | living room | dining room

1 There are photos of Andy's apartment.

2 The sofa is in the _____.

3 The _____ is little.

4 One _____ is big.

Listening

1 Listen and number. 98



Speaking

2 Look at the picture again. Ask and answer.

living room bathrooms dining room bedrooms kitchen

Where are the bedrooms? *They're upstairs.*

Where's the kitchen? *It's downstairs.*

Writing preparation

3 Say the vowel letters. Circle the vowels in the words.

a e i o u

This is my house.

1 This is a front door.

2 She's in the kitchen.

3 Where's Grandma?

4 Good job, Rosy.

5 Here are two bedrooms.

6 The bathroom is upstairs.

Complete the writing task on page 69 of the Workbook.

page 69

Social Studies Time!

Topic: Jobs

1 Listen, point, and repeat. 99

fire truck

ladder


helmet

uniform

pole

2 Listen and read. 100

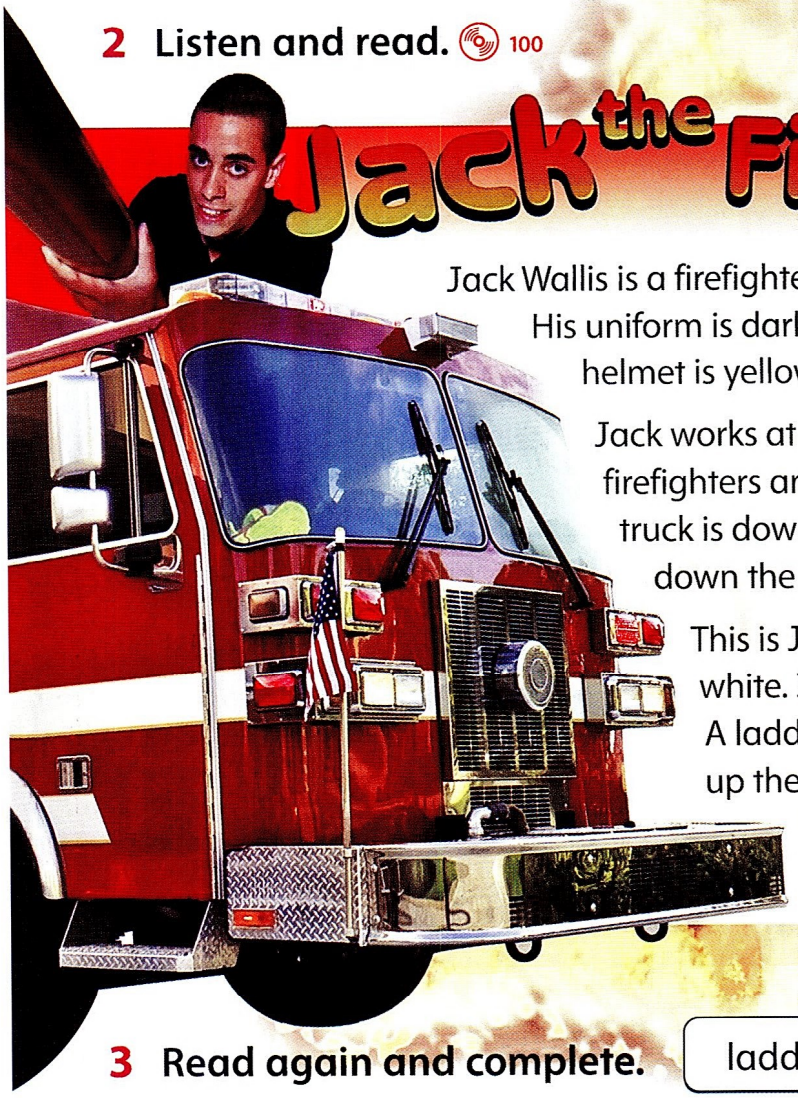

Jack the Firefighter



Jack Wallis is a firefighter. This is his uniform. His uniform is dark blue and yellow. Jack's helmet is yellow and red.

Jack works at the fire station. The firefighters are upstairs. The fire truck is downstairs. The firefighters go down the pole so they can be fast.

This is Jack's fire truck. It's red and white. It's very big and very fast. A ladder is on the truck. Jack goes up the ladder to fight fire. Jack's uniform helps keep him safe from the fire.



3 Read again and complete.

ladder ~~yellow~~ downstairs helmet

1 Jack's uniform is dark blue and _yellow_.

2 His _____ is yellow and red.

3 The fire truck is _____.

4 A _____ is on the fire truck.

4 Think! What color are your clothes?

1 Listen and write the number. 101

2 Project. Make a pop-up book.

Fold and cut the card.



Find pictures or draw. Cut and glue.



Draw and write.



Glue the pages together.

3 Talk about your project.





9 Lunchtime!

Lesson One Words

1 Listen, point, and repeat. 102

lunchbox



sandwich

drinks

2 Listen and chant. 103



apple



banana



cookie

3 Listen and read. 104







1 Listen to the story again and repeat. Act.

2 Look and say.

Let's learn!



I **have** two sandwiches.

I **don't have** my lunchbox.



I have **an** apple.

don't have = **do not** have

3 Write. **I have** **I don't have**

1

I don't have a drink.

2

_____ a lunchbox.

3

_____ a sandwich.

4

_____ a banana.

5

_____ two drinks.

6

_____ an apple.

4 Look at the pictures again. Say and answer.

a sandwich an orange a drink a lunchbox an apple a banana

I have two drinks.

Number 5!

Lesson Three Song

1 Listen, point, and repeat. 105


tomato


pear

grapes

pineapple


cherries

2 Listen and sing. 106

3 Sing and do.

Let's sing!

Open my lunchbox!

Open my lunchbox.
What can you see?
I have a sandwich,
You can share with me.

I have a tomato.
I have a pear.
And I have some grapes,
I'm happy to share.

1 Listen, point, and repeat. 107

ch



2 Listen and chant. 108

My name's Charlie.
This is my teacher.
She's on a chair.
She has a little chick.

Chirp, chirp, chirp, says the chick.
Chirp, chirp, chirp, says the chick.

My teacher's on a chair.
She has a little chick.



3 Read the chant again. Circle the *ch* sounds.

4 Look at the picture and circle the correct sound.

1

ch h c

2 

c k ch

3

ch c h

4 

s c ch

Skills Time!

Lesson Five

Reading

1 Point to the food. Say the words.

2 Listen and read. 109

3 Read again. Write *A*, *B*, or *C*.

1

Her lunchbox is A.

2

Her lunchbox is _____.

3

His lunchbox is _____.

Listening

1 Listen and check (✔). 110

								
1			✔					
2								
3								

Speaking

2 Look at the pictures again. Ask and answer.

a sandwich an egg an apple a pear
a drink an orange eight grapes three cherries

I have an egg. I have a pear. What color is my lunchbox?

Your lunchbox is blue.

Writing preparation

3 Write *a* or *an*.

an + **a**, **e**, **i**, **o**, **u** This is **an** orange. This is **a** pear.

1 This is __a__ cookie.

2 I have _____ apple.

3 I have _____ umbrella.

4 This is _____ hat.

5 It's _____ sandwich.

6 I don't have _____ egg.

Complete the writing task on page 77 of the Workbook.

page 77

Review 3

1 Circle the odd-one-out. Write.

1	socks	shorts	helmet	coat	helmet
2	pineapple	apartment	orange	tomato	_____
3	front door	living room	bedroom	ladder	_____

2 Write.

Where's | Where are | He's | She's | They're

_____ Where's _____ Billy ?

_____ He's _____ in the bedroom.

_____ Mom and Dad?

_____ in the kitchen.

_____ Rosy's aunt and uncle?

_____ in the dining room.

_____ Grandma?

_____ in the dining room, too.

3 Look and write.

seesaw | ~~Can~~ | careful | slide

_____ Can _____ I go on the _____ , please?

Yes, OK. Be _____ of the frisbee.

Look, I'm on the _____.

4 Write. His Her



1 Her socks are white.
2 _____ shorts are orange.
3 _____ T-shirt is green and orange.
4 _____ socks are blue.
5 _____ pants are green.

5 Write the letters.



6 Circle.

1
ch (sh)

2
ch sh

3 
ch sh

4 
ch sh

7 Read and color.

My work in Units 7, 8, and 9 is

OK Good Excellent

Online Play Play a game!

10 A new friend!

Lesson One Words

1 Listen, point, and repeat. 111

long

short

blond

2 Listen and chant. 112

brown

curly

straight

3 Listen and read. 113



1 Listen to the story again and repeat. Act.

2 Look and say.

irLanguage.com

Let's learn!

He **has** short hair.
He **doesn't have** straight hair.

She **has** blue eyes.
She **doesn't have** brown eyes.

It **has** black eyes.
It **doesn't have** long hair.

doesn't have = **does not** have

3 Write. **has** **doesn't have**

1

He _has_ blond hair.

2

She _____ straight hair.

3 

It _____ blue eyes.

4

He _____ curly hair.

4 Look at the pictures again. Say and answer.

She has straight hair.

Number 2.

Lesson Three Song

1 Listen, point, and repeat. 114

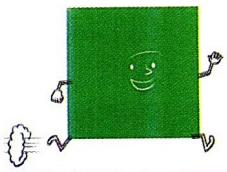
square


circle

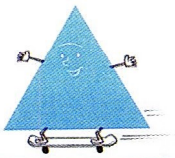
triangle

rectangle

diamond

2 Listen and sing. 115

3 Sing and do.

Let's sing!

It's a square!

It has four sides.
They're all the same.
It has four sides.
They're all the same.
It's a square!

It doesn't have sides.
It's smooth and round …
It's a circle!

It has three sides.
Just one, two, three …
It's a triangle!

1 Listen, point, and repeat. 116

th



2 Listen and chant. 117

Baby Theo's in the bath,
One, two, three.

Baby Theo counts his teeth,
One, two, three.

3 Read the chant again. Circle the *th* sounds.

4 Look at the picture and circle the correct sound.

1



h th t

2

h th t

3

th tr h

4

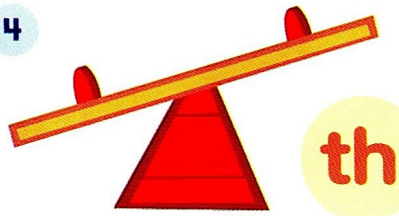

th s sh

Skills Time!

Lesson Five

Reading

1 How many friends can you see? Point and say.

2 Listen and read. 118

Dear Beth,

This is a photo of me with my four friends. We are on a roundabout at the park. All my friends are great.

Emily is my best friend. She has brown hair. It's long and curly. Charlie is Emily's little brother. He's five. He's very short and he has short, black hair.

Isabel is a good friend, too. She's tall and she has long, blond hair. Her eyes are blue.

Danny is my cousin. He's in the photo, too. He's tall and he has brown hair and brown eyes. Can you see him? He has a blue shirt.

I'm in the photo, too. I have very long, straight hair and brown eyes. Can you see me?

Do you have a photo of you and your friends? Please write soon.

From,
Katie

3 Read again. Write the names.

1

Isabel

2

3

4

5

Listening

1 Listen and number. 119



Speaking

2 Look at the picture again. Ask and answer.

She has blond hair. Who is it? — *It's number 1.*

Writing preparation

3 Circle *n't* and match.

I **have** blue eyes. = I **don't have** blue eyes.

She **has** black hair. = She **doesn't have** black hair.

1 She has brown eyes.	☐	a I don't have two sisters.
2 It has black eyebrows	☐	b She doesn't have brown eyes.
3 I have two sisters.	☐	c He doesn't have a toy train.
4 He has a toy train.	☐	d It doesn't have black eyebrows.

Which letter is missing? **n't** = n ___ t

Complete the writing task on page 85 of the Workbook.

page 85

Fluency Time! 4

Watch!

Everyday English

1 Watch and listen. Read and say. 120

Mom:	Get dressed, now! Hurry up!
Kate:	OK, Mom.
Mom:	Put on your hat, please.

Kate:	Sorry I'm late.
Mrs. Smith:	Take off your hat, please.
Kate:	Yes, Mrs. Smith.

2 Watch and listen. Write. 121

please on ~~hat~~ Sorry take off

1 Oh, I have my hat _____!

2 Kate, _____ your shoes, _____.

3 _____, Mom!

3 **Speaking** Look at the clothes. Ask and answer.



1 Watch the story again. Act.

2 Make a clothes cube.





1 Color in the clothes pictures.



2 Write the words: sweater, hat, coat.



3 Cut out the cube shape.

4 Fold and glue the clothes cube.

www.iLanguage.com

3 **Speaking** Throw the clothes cube and say. ✔ = *Put on.* ✘ = *Take off.*

11 I like monkeys!

Lesson One Words

1 Listen, point, and repeat. 122


elephant

giraffe

monkey

2 Listen and chant. 123

big

tall

little

3 Listen and read. 124









1 Listen to the story again and repeat. Act.

2 Look and say.

Let's learn!



I **like** monkeys.



I **don't like** elephants.



They**'re** big.
I**'m** little.

am / is / are + **big**

3 Write. **like** **don't like**

1

I _like_ lions.

2 

I _____ elephants.

3 

I _____ giraffes.

4

I _____ monkeys.

4 Say and answer.

big little tall black brown yellow white

They're big.

They're elephants.



Lesson Three Song

1 Listen, point, and repeat. 125


tiger


snake

parrot


polar bear

seal

2 Listen and sing. 126

3 Sing and do.

Let's sing!



Let's go to the zoo!

Hear the tigers growl, growl,
Growl, growl, growl, growl.
Hear the tigers growl, growl.
Hip, hip, hip hooray!

Let's go to the zoo, zoo, zoo!
What about you, you, you?
You can come too, too, too.
Let's go to the zoo, zoo, zoo!

Hear the snakes hiss, hiss, ...

Let's go to the zoo, zoo, zoo ...

Hear the parrots squawk, squawk, ...

Let's go to the zoo, zoo, zoo ...



irLanguage.com

1 Listen, point, and repeat. 127



2 Listen and chant. 128

The cat has a hat.
The cat has a hat.
a, a, a, a, a.

The man has a fan.
The man has a fan.
a, a, a, a, a.

3 Read the chant again. Circle the *a* in the middle of the words.

4 Write.

1

tha

hat

2

nam

3

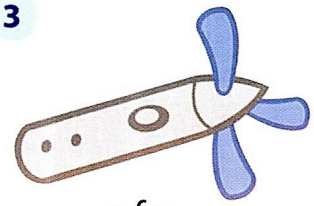

afn

4

cta

Skills Time!

Lesson Five

Reading

1 Look at the pictures. Talk about the animals.

2 Read and listen to the poem. 129

What am I?

I am an animal at the zoo.
Listen now, this is true.

I'm yellow and brown. My tongue is red.
I have two little ears on top of my head.

My neck is long and I am tall.
I don't have any hands at all.

I can see the tops of trees.
My food is there. I like green leaves.

To get my food, my tongue is long.
Can you guess? Don't get it wrong!

So what am I? Do you know?
Point to me and say "hello!"



3 Read again. Write *T* (true) or *F* (false).

1 The animal is tall. T

2 The animal has two hands. ____

3 The animal is black and white. ____

4 The animal has two ears. ____

Listening

1 Listen and number. 130



Speaking

2 Look at the pictures again. Ask and answer.

snake | polar bear | elephant | monkey | lion | seal

It's gray. It has big ears. What is it?

It's an elephant.

Writing preparation

adjectives = describing words

3 Circle the adjectives.

It's a long snake. It's a little monkey.

1 It's a white polar bear.

2 It's a green snake.

3 This is a brown monkey.

4 They're tall giraffes.

5 It's an orange and black tiger.

6 It's a blue parrot.

Complete the writing task on page 93 of the Workbook.

page 93

Science Time!

Topic: Animals

1 Listen, point, and repeat. 131

insect

mane


feather

fur

wing

2 Listen and read. 132

3 Read again and complete.

Wonderful Animals

Bee

This little animal is yellow and black. It has six legs. It's an insect. All insects have six legs. It has two eyes, and it has two wings. It's a honey bee.

legs	
eyes	
wings	

Lion

This animal is brown. It doesn't have six legs. It has four. It's big and it has short fur on its body, and long fur on its mane. It's a lion.

legs	
eyes	
wings	

Bird

This animal has two wings. It isn't big. It has feathers on its body. It has two legs and two eyes. It's yellow, white, and black. It's a bird.

legs	
eyes	
wings	

4 Think! What are two animals that have fur?

What are three animals that have wings?

1 Listen and check (✓) the things you hear. 133





2 Project. Make animal cards.



Cut out five cards.

Choose five animals.

Draw or glue the pictures of animals onto the cards.



Write.

3 Talk about your project.

This is a bear. It has brown fur. It has four legs and two eyes. I like bears.



12 Dinnertime!

Lesson One Words

1 Listen, point, and repeat. 134

rice

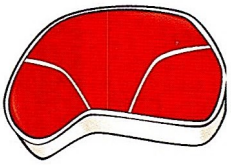
meat


carrots

2 Listen and chant. 135


yogurt

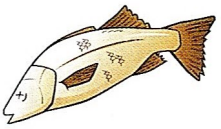
fish

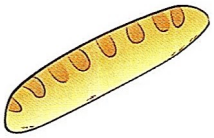
bread

3 Listen and read. 136





1 Listen to the story again and repeat. Act.

2 Look and say.

Let's learn!



Do you like yogurt?
Yes, I do.



Do you like carrots?
No, I don't.



What do you like?
I like yogurt.

don't = do not

3 Write. Yes, I do. No, I don't.

Do you like yogurt?
Yes, I do.



Do you like bread? _____, _____.

Do you like fish? _____, _____.

Do you like carrots? _____, _____.

4 Point, ask, and answer.

meat rice ice cream yogurt bread tomatoes

Do you like *meat*?

Yes, I do.

1 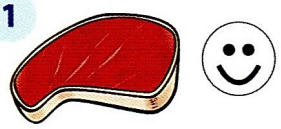

2

3

4 

5 

6 

Lesson Three Song

1 Listen, point, and repeat. 137



2 Listen and sing. 138

3 Sing and do.

Let's sing!

Drink your milk!

Eat your eggs and drink your milk,
Drink your milk,
Drink your milk.
Eat your eggs and drink your milk.
Don't be late for school!

Eat your bread and drink your juice, …

Here's your water, here's your bag, …

1 Listen, point, and repeat. 139



2 Listen and chant. 140



3 Read the chant again. Circle the *e* in the middle of the words.

4 Match the words that rhyme.

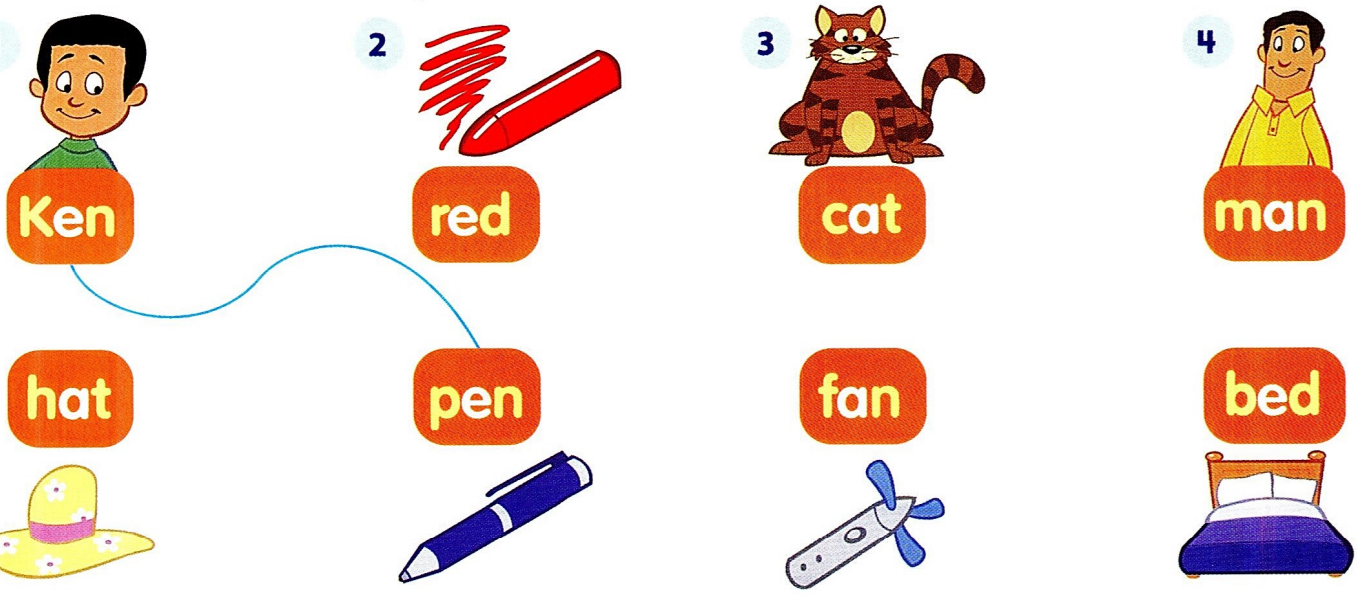

Skills Time!

Lesson Five

Reading

1 What food do you like? Point and say.

2 Listen and read. 141

The Family and Friends Café

Food

Meat
Fish
Rice
Bread
Eggs
Carrots
Tomatoes

Desserts

Ice cream
Yogurt
Apple
Banana
Grapes

Drinks

Apple juice
Orange juice
Water
Hot chocolate
Milk

Sally

I'm hungry. Let's look at the menu. I like meat and rice. I like carrots, too. I don't like fish or eggs. I like ice cream. I like apple juice, but I don't like milk. What do you like, Emma?

Emma

I like ice cream, too. And I like fish and eggs. I like rice, but I don't like carrots. I like bananas, but I don't like grapes. I like milk, but I don't like apple juice.

3 Read again. What do Sally and Emma like? Write ✓ or x.

						
Sally	✓					
Emma						

Listening

1 Listen and draw ☺ or ☹. 142



Speaking

2 Look at the menu on page 100. Ask and answer.

What do you like?

I like eggs and …

Writing preparation

irLanguage.com

3 Circle *n't* and match.

is**n't** = is **not** do**n't** = do **not** are**n't** = are **not**

1 I don't like tea.	☐	**a** They are not my shorts.
2 It isn't a banana.	☐	**b** I do not like tea.
3 They aren't my shorts.	☐	**c** She is not my sister.
4 She isn't my sister.	☐	**d** It is not a banana.

What letter is missing? **n't** = n ___ t

Complete the writing task on page 101 of the Workbook.

page 101

Review 4

1 Circle the odd-one-out. Write.

1	triangle	circle	mane	diamond	mane
2	giraffe	rectangle	seal	tiger	_____
3	milk	water	hot chocolate	feather	_____
4	snake	yogurt	monkey	polar bear	_____

2 Write.

It has It doesn't have

1 

This animal is tall. It has a long neck.

_____ four legs. _____ big ears.

2

This animal is big.

_____ fur. _____ fingers.

3

This animal is little.

_____ four wings. _____ two wings.

4 

This animal is long.

_____ legs. _____ two eyes.

3 Look and write.

Take ~~Hurry~~ Put OK



4 Look at the pictures. Read and circle.



1

I **like** / **don't like** juice and I **like** / **don't like** fish.

I **like** / **don't like** yogurt.

2

I **like** / **don't like** yogurt and I **like** / **don't like** fish.

I **like** / **don't like** juice.

5 Look at the pictures and write.

1 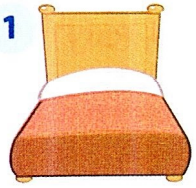

2

3

4

5

6

a	e
	bed

6 Read and color.

My work in Units 10, 11, and 12 is

OK Good Excellent

Online Play Play a game!

13 Clean up!

Lesson One Words

1 Listen, point, and repeat. 143


rug

bed


cabinet

2 Listen and chant. 144

shelf

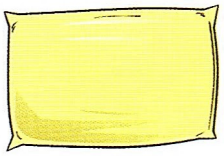
pillow

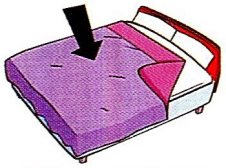
blanket

3 Listen and read. 145



1 Listen to the story again and repeat. Act.

2 Look and say.

Let's learn!



There's a doll on the rug.



There are three book**s** under the bed.

there**'s** = there **is**

3 Write. **There's** **There are**

1

There's a blanket.

2 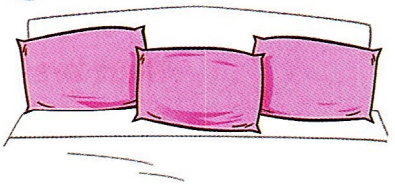

_____ three pillows.

3 

_____ a cabinet.

4 

_____ two beds.

5 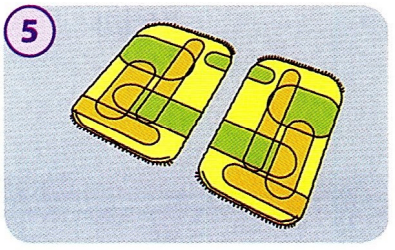

_____ two rugs.

6 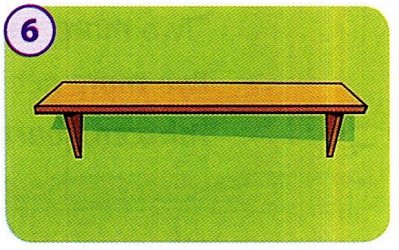

_____ a shelf.

4 Look at the pictures again. Point, ask, and answer.

How *many blankets?*

There's one blanket.

Lesson Three Song

1 Listen, point, and repeat. 146

11	12	13	14	15
eleven	twelve	thirteen	fourteen	fifteen
16	17	18	19	20
sixteen	seventeen	eighteen	nineteen	twenty

2 Listen and sing. 147

3 Sing and do.

Let's sing!

There are ten in the bed

There are ten in the bed,
And the little one says,
"Two more, two more."
Two more get in.
Eleven, twelve!

There are twelve in the bed,
And the little one says,
"Two more, two more."
Two more get in.
Thirteen, fourteen!

There are fourteen in the bed, ...
Fifteen, sixteen!

There are sixteen in the bed, ...
Seventeen, eighteen!

There are eighteen in the bed, ...
Nineteen, twenty!

Help!

1 Listen, point, and repeat. 148



2 Listen and chant. 149



3 Read the chant again. Circle the *i* in the middle of the words.

4 Listen to the sounds and join the letters. 150

What does the pig have?



Skills Time!

Lesson Five

Reading

1 What's in the bedroom? Point and say.

2 Listen and read. 151

STAR LETTER

Dear Junior Magazine,
This is a picture of my bedroom.
There is a bed in my bedroom.
There are lots of soccer balls on my blanket and pillow. There is a book shelf.
I have twelve books on my shelf.
Four books are about soccer.
My clothes are in my cabinet.
My favorite clothes are my red shorts and red T-shirt for soccer.
I have lots of toys and a big toy box.
There is a blue rug next to my bed.
There are soccer balls on my rug, too!
I like my bedroom and I like soccer!
Bye!
From Jamie (age 7)

Write to JUNIOR MAGAZINE, New York, New York U.S.A.

3 Read again. Write *T* (true) or *F* (false).

1 There are photos on his blanket. F
2 Jamie has twenty books. _____
3 He has lots of toys. _____
4 Jamie has two cabinets. _____
5 There are soccer balls on the rug. _____
6 He likes his bedroom. _____

Listening

1 Listen and write *A* or *B*. 152

A



B

1 B 2 ☐ 3 ☐ 4 ☐ 5 ☐ 6 ☐

Speaking

2 Look at the pictures again. Ask and answer.

shoes teddy bear book T-shirt ball bag books

Where are the shoes? *They're on the rug.*

Writing preparation

3 Read the questions and answers. Write ? or .

Where's my pillow ? It's on your cabinet .

Is it on my cabinet ? Yes, it is .

1 There is a blanket on my bed ☐ 2 Where's the pillow ☐

3 Is it in the kitchen ☐ 4 What's in my bedroom ☐

5 There are lots of toys ☐ 6 His name's Jamie ☐

Complete the writing task on page 109 of the Workbook.

page 109

Fluency Time! 5

Watch!

Everyday English

1 Watch and listen. Read and say. 153

Mom:	Would you like salad?
James:	Yes, please. Mmm, this is yummy.
Mom:	Good. I'm happy you like it.

Mom:	Would you like fries?
James:	No, thanks. I'm full. Thank you for dinner.

2 Watch and listen. Number. 154





3 **Speaking** Look at the food words. Ask and answer.

a sandwich a cookie rice juice tea



1 Watch the story again. Act.

2 Make a plate of food.

1 Color and cut out the plate.



2 Color and cut out the food.



3 Glue some of the food items onto the plate.

4 Tell your partner about your plate.

3 **Speaking** Fill your food plate. Ask and answer.



14 Action Boy can run!

Lesson One Words

1 Listen, point, and repeat. 155

run


fly

walk

2 Listen and chant. 156

talk


swim

climb

3 Listen and read. 157







1 Listen to the story again and repeat. Act.

2 Look and say.

Let's learn!

He **can** fly.

He **can't** talk.

Can he play soccer?
Yes, he can.



Can he talk?
No, he can't.

can't = cannot

3 Write. can can't



This doll can't talk.

She _____ run.



She _____ climb.

She _____ walk.

She _____ swim.

She _____ fly.

4 Look at the pictures again. Point, ask, and answer.

Can she talk?

No, she can't.

Lesson Three Song

1 Listen, point, and repeat. 158


write

draw


sing


cook

2 Listen and sing. 159

3 Sing and do.

Let's sing!



I can do anything!

I can write my alphabet,
My alphabet, my alphabet.
I can write my alphabet
From A to Z.

I can do anything, anything, anything,
I can do anything, if I try.

I can draw an elephant, …
With two big ears.

I can do anything, …

I can sing this song to you, …
And make you smile.

I can do anything, …



1 Listen, point, and repeat. 160



2 Listen and chant. 161



3 Read the chant again. Circle the *o* in the middle of the words.

4 Match the words that rhyme.



Skills Time!

Lesson Five

Reading

1 What animals can you see? What color are they?

2 Listen and read. 162

Beautiful Animals

This is a very big cat.
It has orange and black stripes.
It can swim.
It can jump.
And it can run very fast.
This animal likes meat.
You can see it at the zoo.
What is it?



This is a bird.
It is blue, green, red, and yellow.
It can fly and it can sing.
It can't read or write.
But it can talk!
This animal likes fruit and nuts.
It can be a pet in a house.
What is it?

3 Read again and check (✔).

	tiger	parrot
1 It can fly.		✔
2 It can swim.		
3 It's a big cat.		

	tiger	parrot
4 It can talk.		
5 It's a bird.		
6 It can sing.		

Listening

1 Listen and number. 163





Speaking

2 Look at the pictures again. Say and answer.

It has four legs. It can run. It's brown and big.

Is it a lion?

Yes, it is.

Writing preparation

3 Circle *n't* and match.

can**n't** = can**not**

1 It can't read.	☐	**a** Action Boy cannot talk.
2 A seal can't fly.	☐	**b** It cannot read.
3 Action Boy can't talk.	☐	**c** I cannot swim.
4 I can't swim.	☐	**d** A seal cannot fly.

What letter is missing? **n't** = n ___ t

Complete the writing task on page 117 of the Workbook.

page 117

Geography Time!

Topic: Volcanoes

1 Listen, point, and repeat. 164

volcano

inside


hole

erupt

lava

2 Listen and read. 165

Amazing Volcanoes

Volcanoes are very big and very tall. There is a hole in the volcano. There is lava inside the hole. It is red and yellow, and it is very, very hot!

Volcanoes can erupt. The lava comes out and goes down the volcano. It is beautiful, but very dangerous.



This is the biggest volcano in the world. It's in Hawaii, and its name is Mauna Loa. Some volcanoes don't erupt, but Mauna Loa erupts a lot.

There are also volcanoes under the ocean. They erupt all the time, but we can't see them!

مرجع زبان ایرانیان

3 Read again. Circle *T* (true) or *F* (false).

1 Mauna Loa is a little volcano. T F
2 It is hot inside the volcano. T F
3 Volcanoes can't erupt. T F
4 Lava is red and yellow. T F

4 Think! Are there volcanoes in your country?

1 Listen and write the number. 166

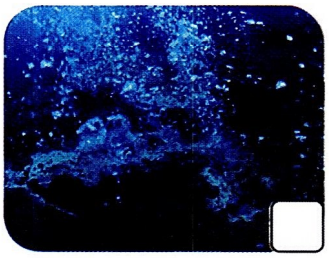



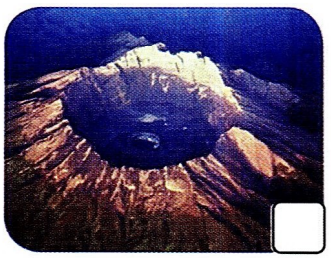

2 Project. Make a volcano.

Put a glass in a pail. Add sand or mud and turn the pail over.

Put baking soda into the glass.

Add dishwashing liquid and food color.

Add vinegar. See your volcano erupt!

3 Talk about your project.

15 Let's play ball!

Lesson One Words

1 Listen, point, and repeat. 167


sandcastle


beach


crab

2 Listen and chant. 168


the ocean

boat

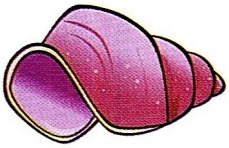
shell

3 Listen and read. 169



1 Listen to the story again and repeat. Act.

2 Look and say.

Let's learn!



Let's make a sandcastle.
That's a good idea.

Let's play ball.
Great. OK!

3 Circle and write.

1

Let's make a *sandcastle*.

(sandcastle) ice cream crab

2 

Let's swim in the _____.

house living room ocean

3

Let's find _____.

a yogurt shells play

4

Let's play _____.

beach ball hat

4 Look at the pictures again. Point and say.

Let's make a sandcastle. *That's a good idea.*

Lesson Three Song

1 Listen, point, and repeat. 170

sunscreen



bat

ice pop

pail

shovel

2 Listen and sing. 171

3 Sing and do.

Let's sing!

It's a wonderful day!

Hey, hey!
It's a wonderful day.
We are going to the beach today.

Don't forget your sunscreen,
Don't forget your hat.
Don't forget your frisbee,
Or your ball and bat.

Hey, hey!
It's a wonderful day ...

Have an ice cream,
Have a drink.
Have an ice pop,
Yellow or pink.

Hey, hey!
It's a wonderful day ...

1 Listen, point, and repeat. 172



2 Listen and chant. 173

I'm on the rug,
Rug, rug, rug.
Look at the bug,
Bug, bug, bug.

Here is the sun,
Sun, sun, sun.
Let's go and have fun,
Fun, fun, fun.

3 Read the chant again. Circle the *u* in the middle of the words.

4 Listen to the sounds and join the letters. 174

What does the fox have?



u i o i o u o

o o u o u i i

i u i u i o u



Skills Time!

Lesson Five

Reading

1 What can you see in the picture? Point and say.

2 Listen and read. 175

Hi Ben,
I am on vacation here with my sister, mom, and dad. The beach is great. It is long and sandy. I have a new pail and shovel, so we can make sandcastles. There are shells and crabs on the beach, too. I have a bat and ball too, so we can play games together.
The ocean is blue and clean here. We can swim in the ocean and go in a boat. I like boats, so I'm happy about that.
Our hotel is really nice. I can see the ocean from my bedroom. There is a swimming pool at the hotel.
I can swim here, too!
From,
Robbie

Ben Jones
18 Park Avenue
New York City, NY
10016
USA

3 Read again. Circle the correct word.

1 Robbie is on vacation with his **brother** / **sister**.
2 The ocean is **green** / **blue**.
3 Robbie **can** / **can't** see the ocean from his bedroom.
4 There are **crabs** / **frisbees** on the beach.
5 Robbie likes **trains** / **boats**.

Listening

1 Listen and write *A* or *B*. 176

1 A 2 ☐ 3 ☐ 4 ☐ 5 ☐ 6 ☐

Speaking

2 Look at the pictures again. Point and say.

play with a bat and ball find crabs and shells make a sandcastle
play soccer play frisbee put on sunscreen

Let's play soccer. *Great. OK!*

Writing preparation

verbs = doing words

3 Circle the verbs.

Let's (run). Let's (go) in a boat.

1 Let's swim. 2 Let's walk.

3 Let's play ball. 4 Let's find shells.

5 Let's put on sunscreen. 6 Let's make a sandcastle.

Complete the writing task on page 125 of the Workbook.

page 125

Review 5

1 Circle the odd-one-out. Write.

1	bed	cabinet	shelf	shell	shell
2	crab	sandcastle	volcano	pail	
3	lava	thirteen	twenty	fifteen	
4	walk	the ocean	run	dance	

2 Write *T* (true) or *F* (false).



1 There are two beds. T
2 There's a kite under a bed. ___
3 There are books on the cabinet. ___
4 There are pants on the rug. ___
5 There's a ruler on the shelf. ___

3 Write.

can can't

1 It can fly.

2 It _____ walk.

3  It _____ climb.

4 It _____ swim.

4 Look and write.

please ~~Do~~ thanks want

5 Match.

1

2

3

4 

Let's make	sunscreen.
Let's put on	crabs.
Let's go in	a boat.
Let's find	a sandcastle.

6 Circle the vowel.

1 

a e i o (u)

2 

a e i o u

3

a e i o u

4

a e i o u

5

a e i o u

7 Look at the pictures again and write.

a	e	i	o	u
fan				

8 Read and color.

My work in Units 13, 14, and 15 is

OK Good Excellent

Online Play Play a game!

American Family and Friends 2nd Edition

Supporting all teachers, developing every child

Teachers love Family and Friends. The clear structure, fast-paced language syllabus, engaging songs and stories, and comprehensive assessment package make it one of the world's most popular courses for young learners.

- NEW Fluency Time! sections with functional language to build conversation skills
- NEW Cross-curricular lessons develop presentation skills and critical thinking
- NEW Systematic support for differentiated learning
- NEW Interactive Online Practice and Online Play

For students



Student Book



Workbook
with or without Online Practice

Online Play

eBooks

DIGITAL PACKAGE

Online Practice

For teachers



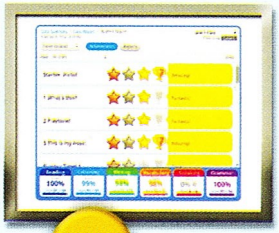

DIGITAL PACKAGE

Teacher's Book Plus
with Fluency DVD, Online Practice, and Assessment and Resource CD-ROM & Audio CD

DIGITAL PACKAGE

Oxford iTools
Digital Classroom Resources



Class Audio CDs

Also available





- Grammar Friends
- Readers
- Alphabet book
- Oxford Primary Skills: Reading and Writing

Teacher's Resource Pack
with Story Posters, Phonics Cards, and Flashcards

SHAPING learning TOGETHER

OXFORD UNIVERSITY PRESS

oxfordparents
Help your child with English
www.oup.com/elt/oxfordparents

www.oup.com/elt/americanfamilyandfriends