

BIG

3

FUN

مرجع آموزش زبان ایرانیان

Mario Herrera

Barbara Hojel

www.irLanguage.com

www.irLanguage.com



BIG

3

FUN

WORKBOOK



این مجموعه با لوگوی مرجع زبان ایرانیان
به صورت نشر بر خط و حامل به ثبت رسیده است. به ثبت رسیده است.
کپی برداری از آن خلاف شرع، قانون و اخلاق است و شامل پیگیرد خواهد شد.

CONTENTS

1 At School 1	6 Our Things 51
2 Feelings 11	7 Animals 61
3 Home 21	8 Places 71
4 Recycle 31	9 Show Time! 81
5 Eating Out 41	



BIG FUN Song



*From the sky to the ground
And all the way around—
We can have big fun!
If there's rain, if there's sun,
Let's play with everyone.
We can have big, big fun!*



**Take a walk outside.
Our world is big and wide.
There are flowers and trees
And yellow bumblebees.
Buzz, buzz, buzz!**

(Chorus)

**Join your hands with me.
Let's see what we can see!
Then take a closer look.
We'll learn beyond our book.
Look, oh, look!**

(Chorus)




1

AT SCHOOL




What is wrong? Find and circle.



مرجع آموزش زبان ایرانیان
www.irLanguage.com






Draw the English teacher and the principal.



مرجع زبان ایرانیان

Look and match.






www.irLanguage.com


Vocabulary Practice: gym teacher, janitor, gatekeeper




✂ Cut out and paste. Draw yourself and color.




Look and circle the correct letter. Trace and draw.




a **f**



a m



s m



f m

F f





A a

S s

M m




VALUES

Look, trace, and draw a happy face or a sad face.

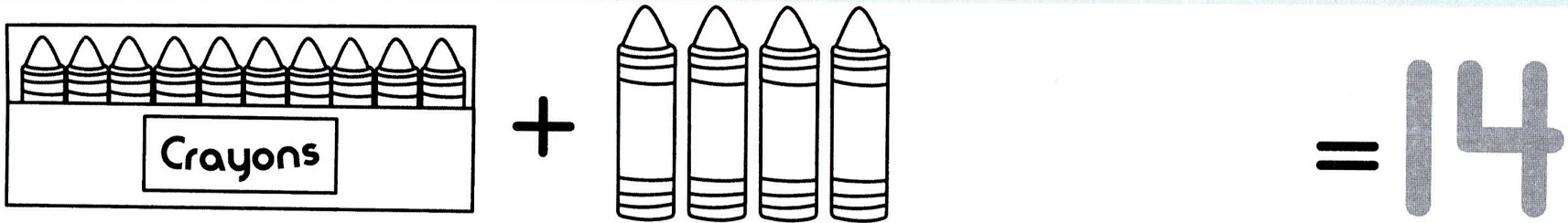
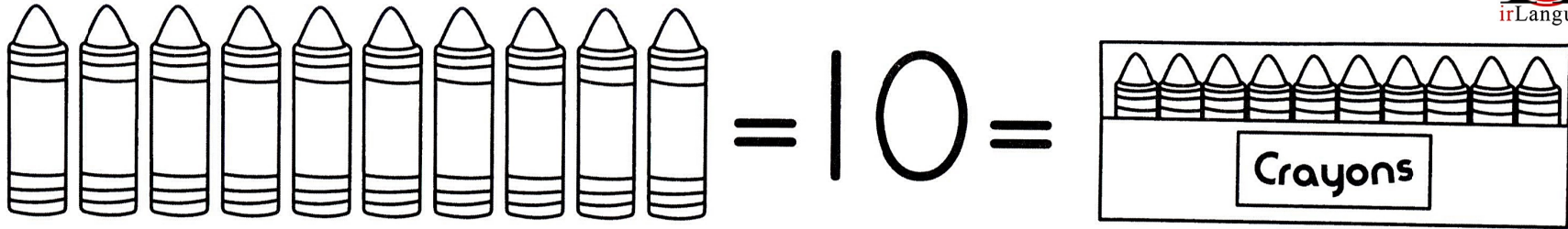


3 Listen and point. Listen again, match, and trace the numbers.

Who Is She?










Count, draw and trace. Color.





What does each animal make? Look and match. Color.

مرجع زبان ایرانیان



AT SCHOOL



Draw people at school.
www.irLanguage.com










2

FEELINGS

What is wrong? Find and circle. 









Look and color the matching face.







Look and match.

مرجع زبان ایرانیان




Trace and draw actions that make Mom mad and happy.




www.irLanguage.com


Look and circle the correct letter. Trace and draw.



l t



p l



e t



e p



T t

L l

E e

P p

Who is staying healthy? Color the frame. Draw.



How do you stay healthy?







Cut out, listen, and paste.

مرجع زبان ایرانیان


Are You Okay?




1





2



3



4



Count the stars and circle the number. Color.



20

21

22

23

24

25



26

27

28

29

Look and circle the parts of the animals' bodies that protect them.



FEELINGS


Draw your feelings.







3

HOME



What is wrong? Find and circle. 




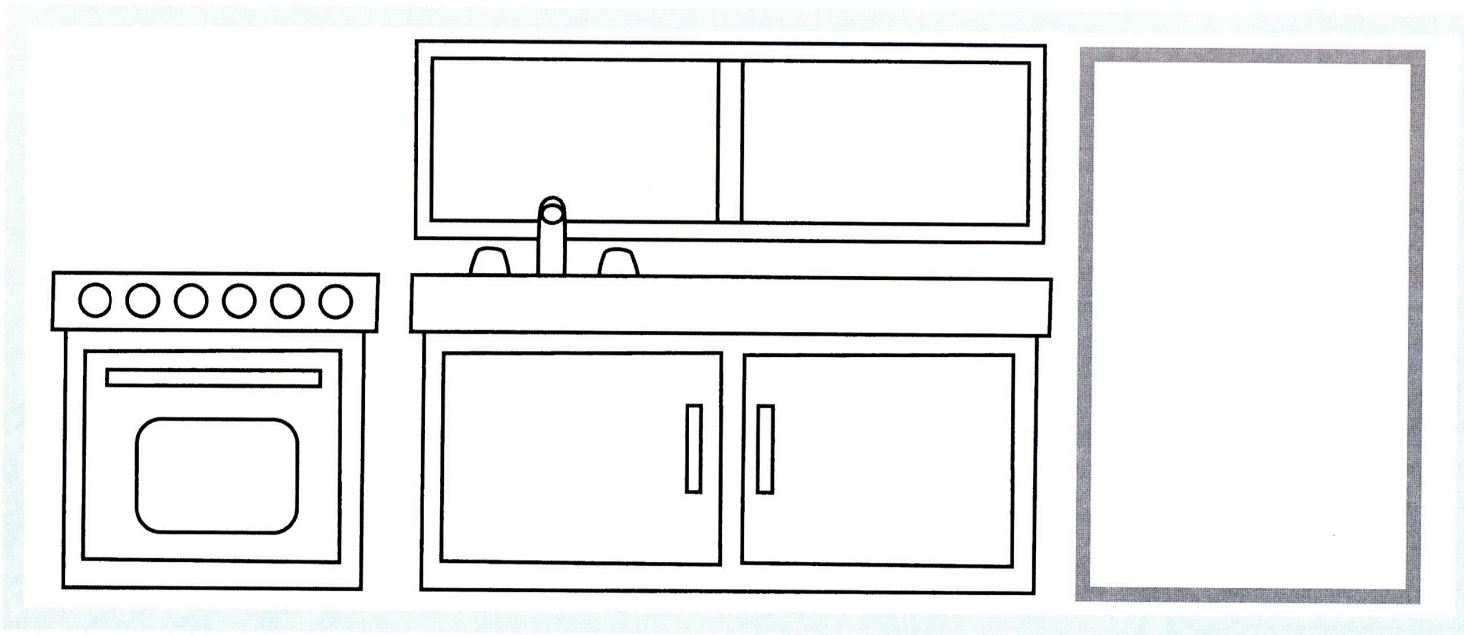
Where are the family members? Look and match.



✂ Cut out and paste. Say.




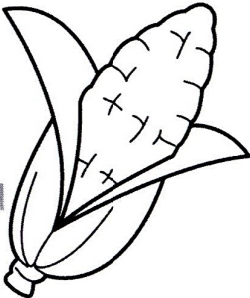
What is missing in each room? Trace, draw, and color.



Trace and match.


C
N
I
G

n
g
c
i




VALUES

Are they respecting differences? Complete the face.
Trace and read the sentences.



It is a



.

It is a



.




Look and listen. Draw someone hiding in the box and say.



Where Is Meg?






Where is ... ?




Circle the sets of ten fingers. Count and write.



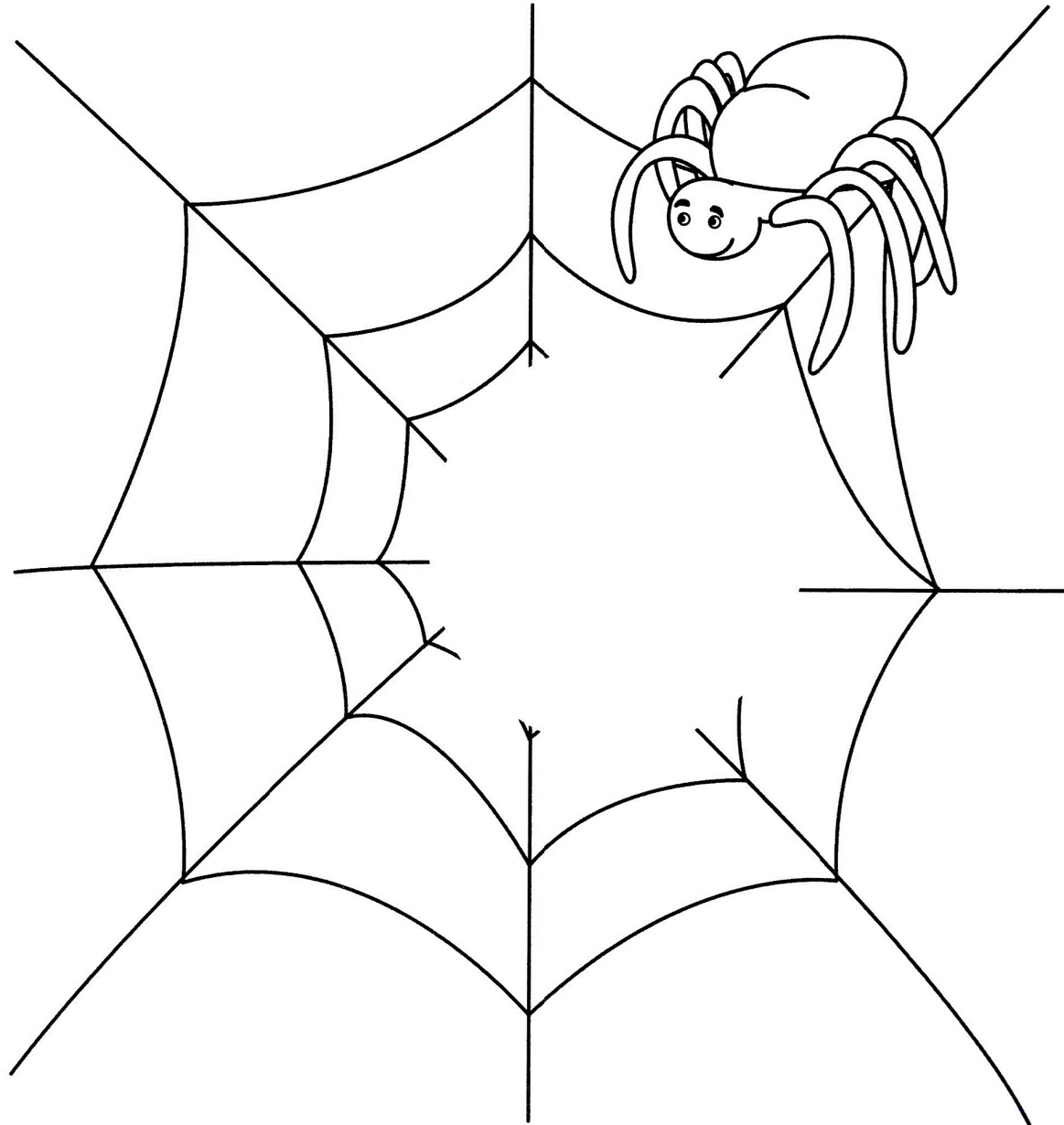




$$= \underline{34}$$



$$= \underline{\quad}$$

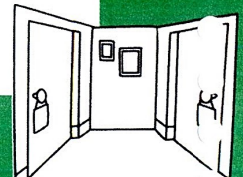


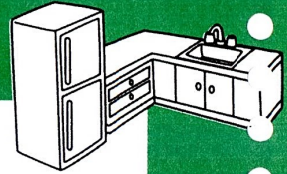



What is for dinner? Circle an insect and draw it in the spider's web.



HOME


Draw your favorite place at home.




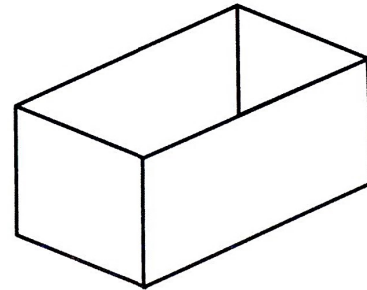

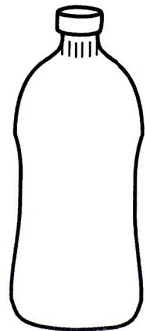
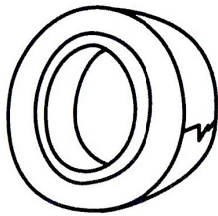

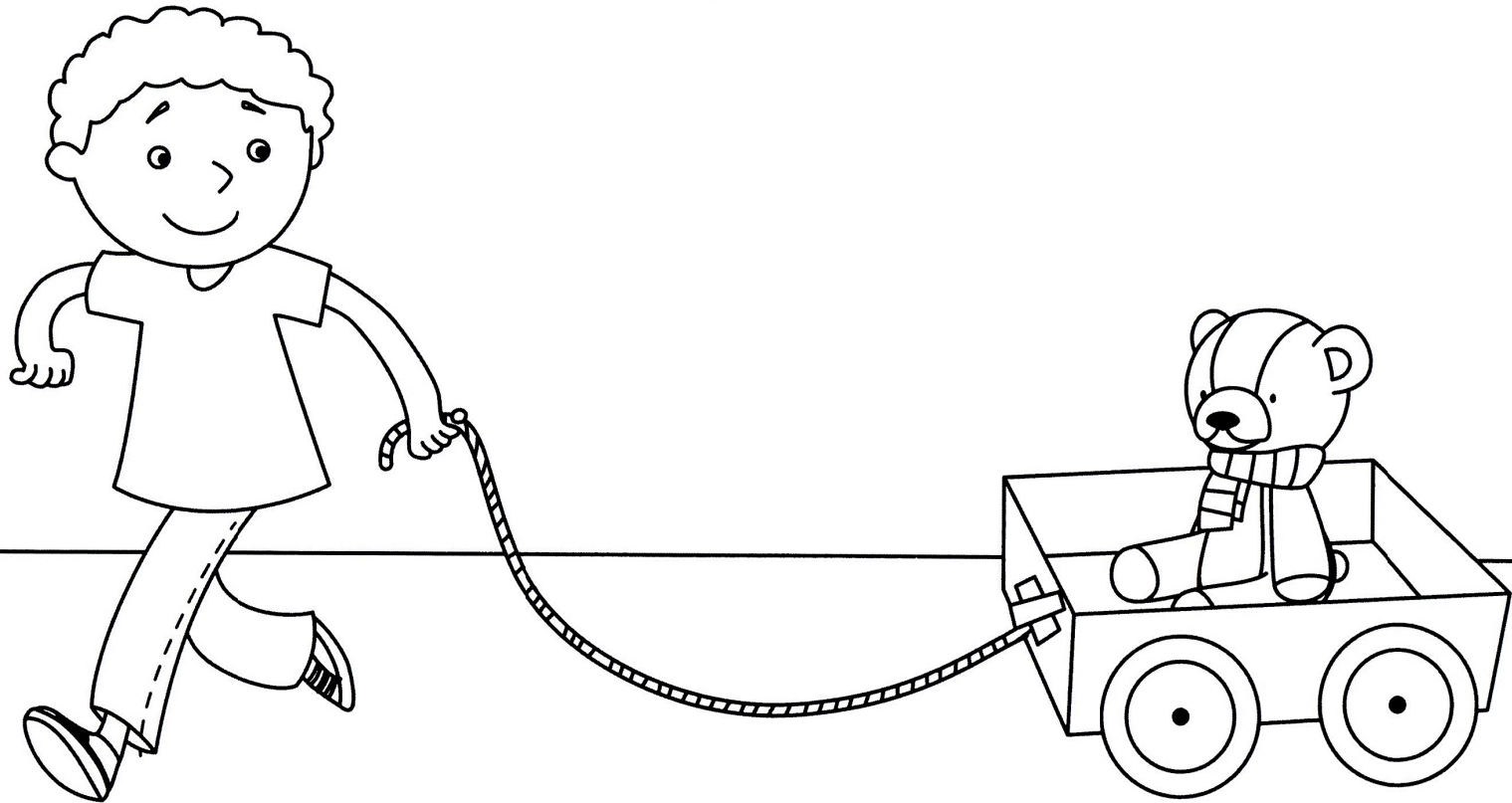
4

RECYCLE


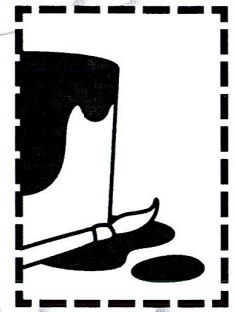

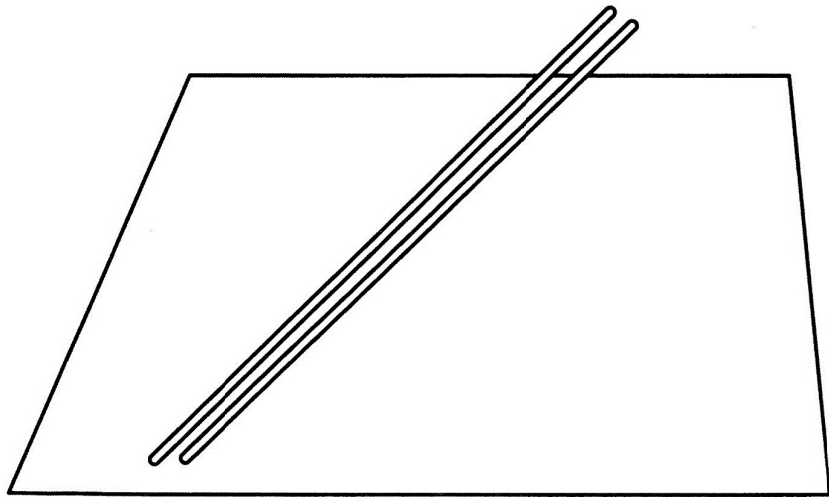
What is wrong? Find and circle. 




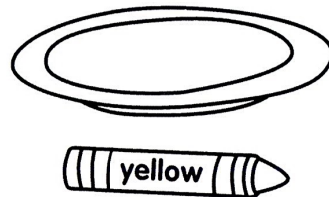
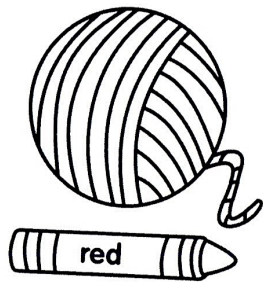

What do you need to make a wagon? Look and circle or cross out.



✂ **What do you need to make a kite?**
Cut out and paste.



Look and color the crayons and the lion mask.



Trace and write. Trace, read, and circle. Trace, read, and draw.

H

R

B

O

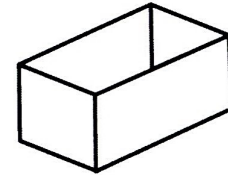
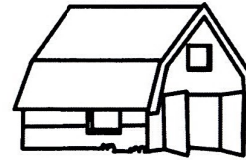
h

r

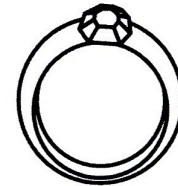
b

o


It is a box.



It is a ring.





It is a hat.





VALUES

Is he being wasteful? Draw a happy or a sad face. Then draw yourself and complete the face.





What about you?





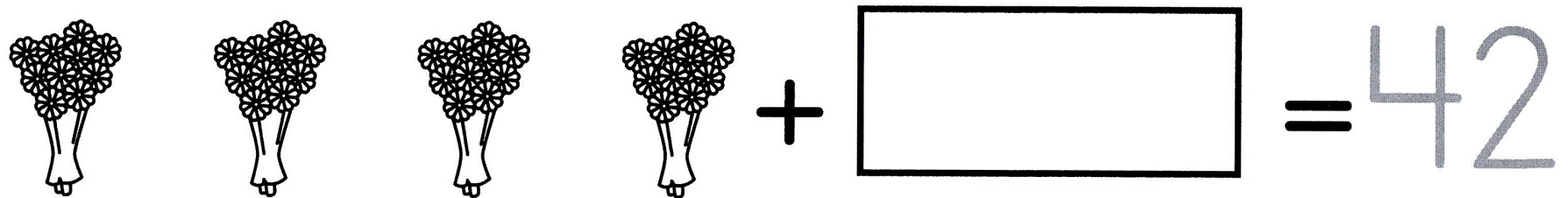




Look and listen. Color what they need to make a tent.




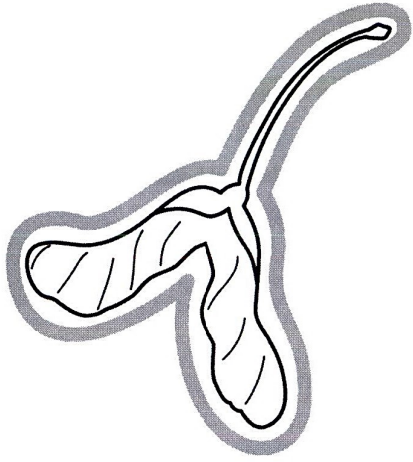

We Need Books!



Circle the sets of ten. Draw more flowers to match the numbers.




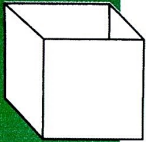




Trace around the flying seeds. Match and color.



RECYCLE

Draw how you recycle.



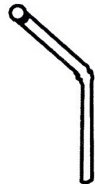


5

EATING OUT



What is wrong? Find and circle.



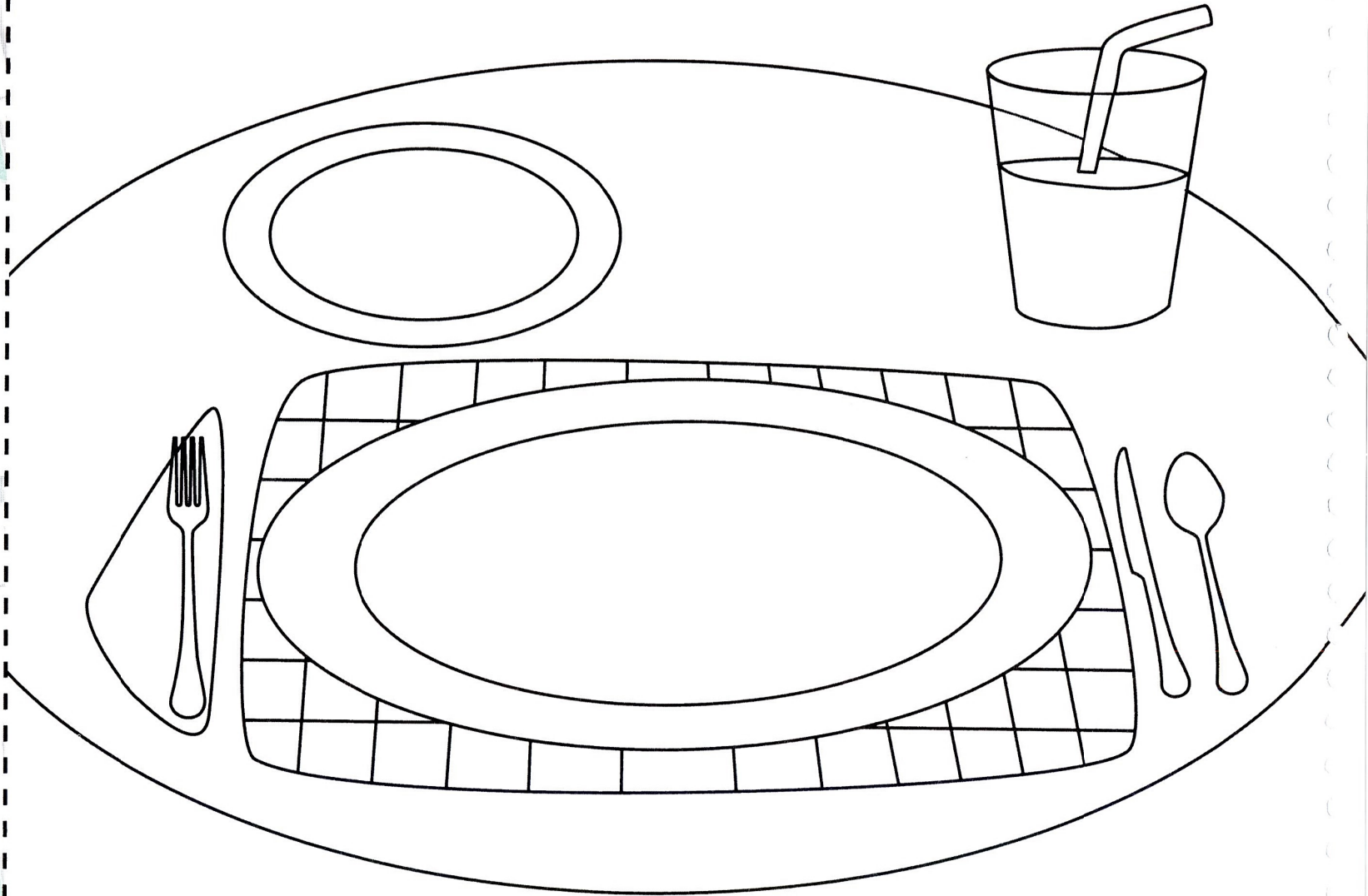
What is each person missing? Look and match.



✂ Cut out and paste. Color.



What do you want to eat and drink? Draw and say.



Trace and match. Trace, write, and read.

K

D

U

J

j


d

k

u

It is a

__uck.





It is a

__acket.



VALUES

Who is helping others? Color the frame. Draw.




What about you?



Look and listen. Color the food that Grandma orders.


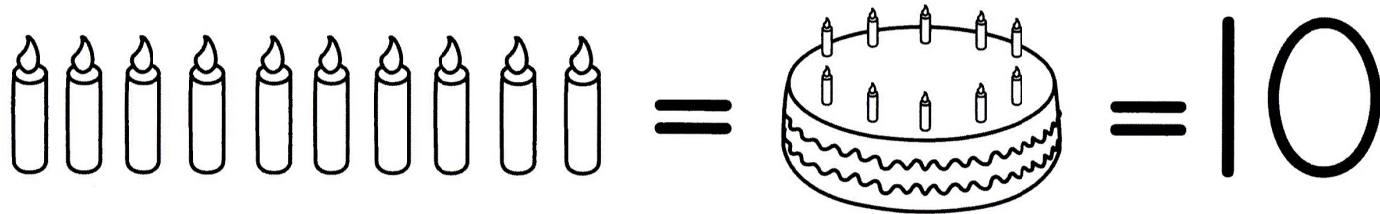
Lunch with Grandma



What does Grandma order?



This block contains a collection of food items for coloring. At the top, the text 'What does Grandma order?' is written in a green, bubbly font. Below the text are six line drawings of food items: a whole roasted chicken, a plate of spaghetti with meat sauce, a sandwich, a slice of watermelon, a bowl of ice cream, and a whole pizza with toppings.

How old are they? Count and circle the correct speech bubbles.



I'm 52!

I'm 54!


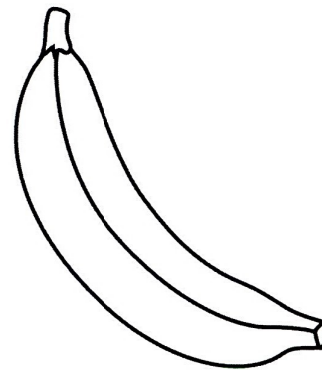
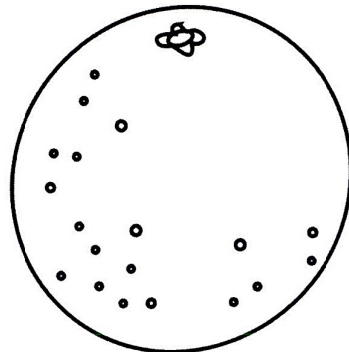
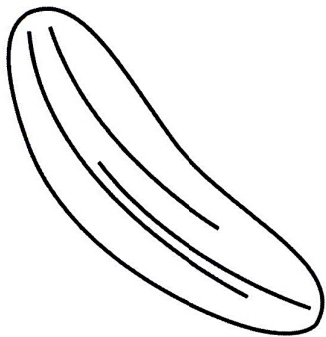

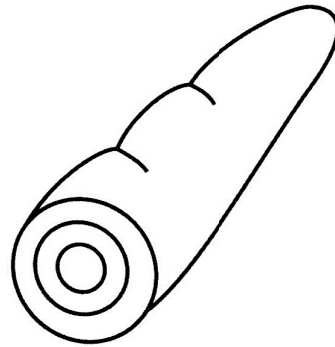
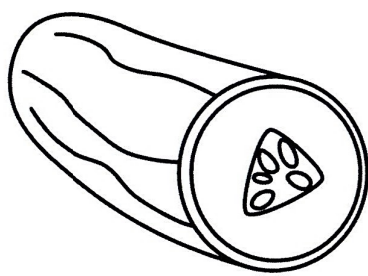




I'm 63!

I'm 65!




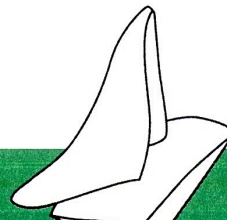
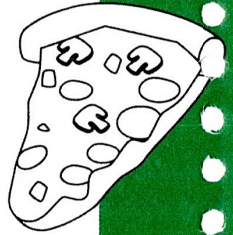

Look at the patterns in the fruit and vegetables. Match.





EATING OUT

Draw your favorite restaurant.




6

OUR THINGS

What is wrong? Find and circle.





What is each person missing? Look and match.

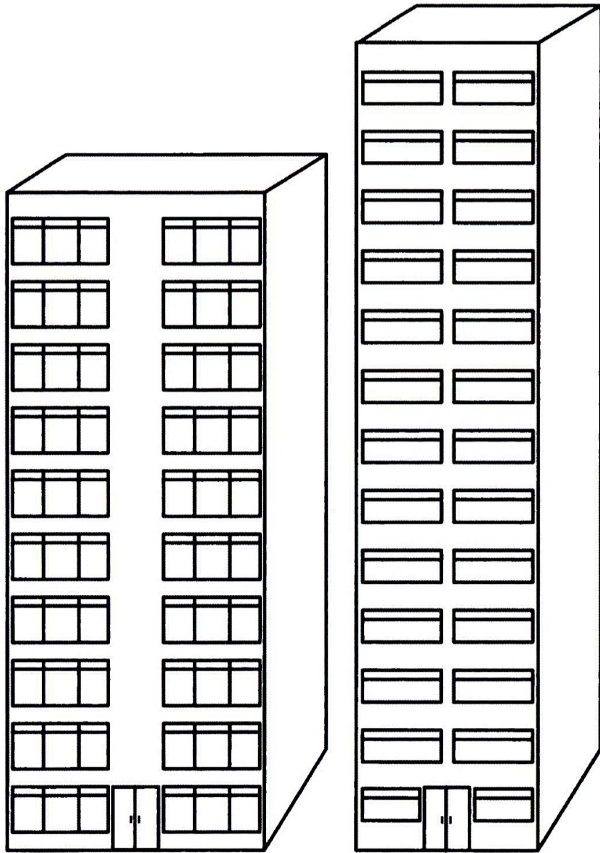


Look and circle the differences.

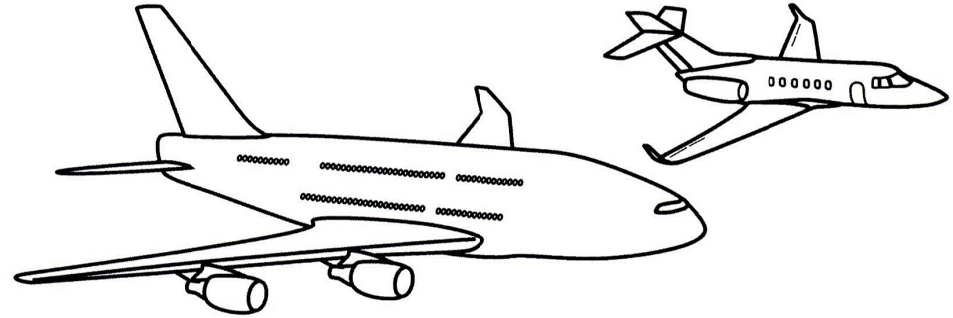
مرجع زبان ایرانیان





Trace, read, and color the corresponding item.



taller



bigger



longer

Trace and match. Then trace, read, and color.

Q

Y

V

W

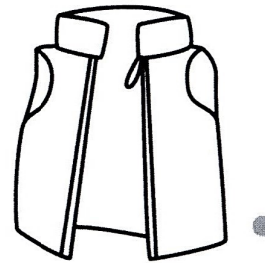
y

q


w

v

It is a red






It is a yellow



VALUES

Is she being neat? Look and draw a happy or a sad face
Then draw yourself and complete the face.





Cut out, listen, and paste.

At the Store


مرجع زبان ایرانیان




1




2



3




4



Complete the number line. Count and answer.


70 71 ___ 73 74 75 ___ 77 ___ 79


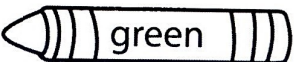

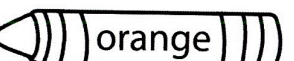
80 ___ 82 83 ___ 85 86 ___ 88 89



How many beads? _____

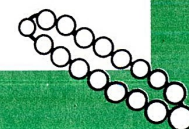



Look and color by number.



- | | | | |
|---|---|---|---|
| 1 |  | 2 |  |
| 3 |  | 4 |  |

OUR THINGS

Draw your favorite things.




7





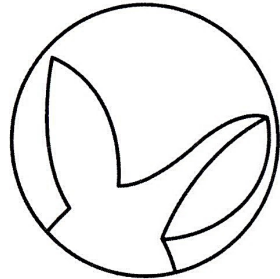

مرجع زبان ایرانیان

ANIMALS





What is wrong? Find and circle. 




Look and match.




✂ Cut out and paste.



**Look and draw the morning, afternoon, and night sky.
Then say what the zookeeper does.**



morning





afternoon

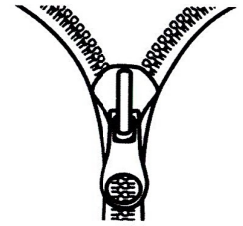



night



Trace and write. Trace, read, and circle.





I see a zebra.



I see an ox.





I see a zoo.



VALUES

Who is working as a team? Color the frame. Draw.





How do you and your friends work as a team?



Look and listen. Draw what they see at the zoo.

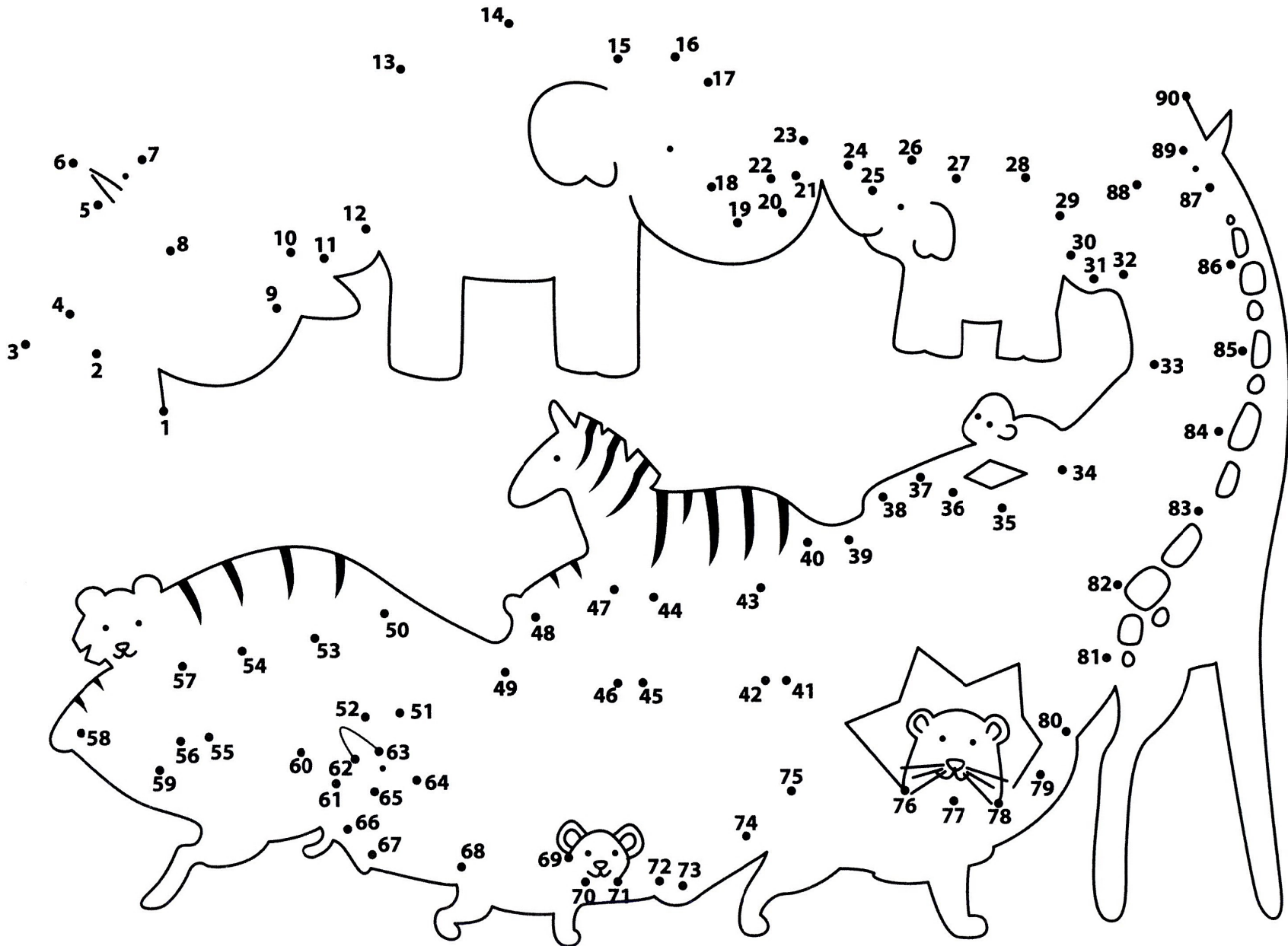
At the Zoo








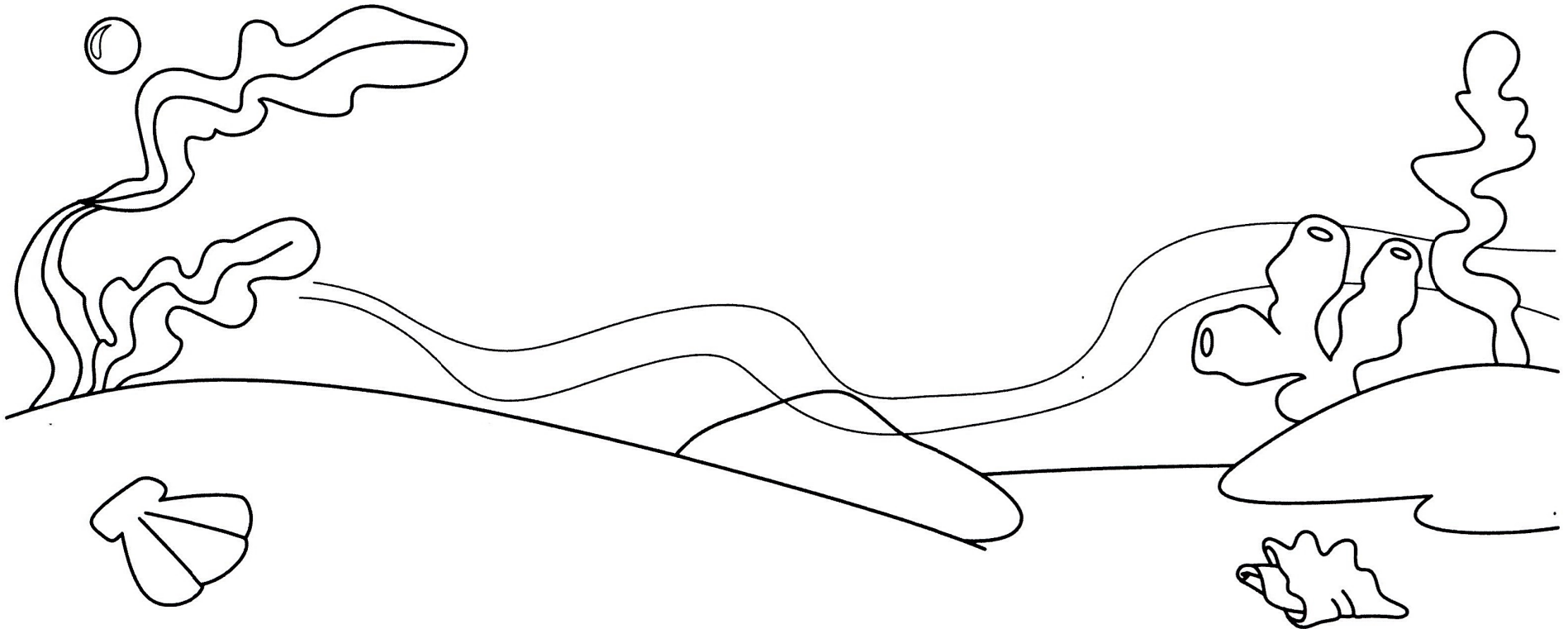

What do they see at the zoo?



Connect the dots in number order. Name the animals.






Circle the animals and plants that live underwater.
Then draw more animals and plants and color.



ANIMALS


Draw your favorite wild animals.








8

PLACES








What is wrong? Find and circle. 



Where do you want to go? Circle. Then draw yourself in that place.



✂ **Cut out and paste.**



Trace, read, and match.

1 ————— first



2 ————— then




3 ————— last





Trace and read. Look and number.

1. I see a big
bird in a boat.







2. I see a big
bear in a tent.








VALUES

Is he sharing? Look and draw a happy or a sad face. Then draw yourself and complete the face.


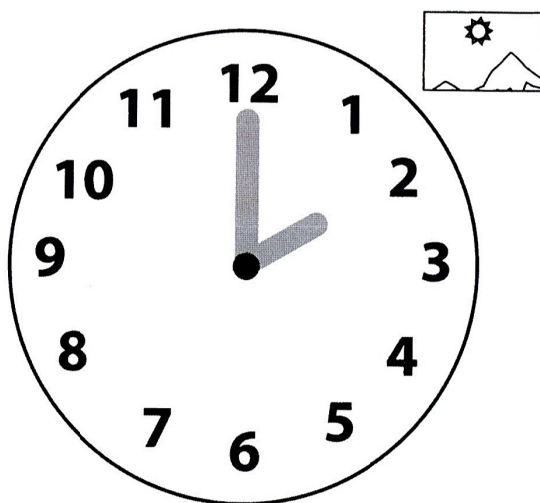



Look and listen. Color the animals that they see.

Camping






Trace and write the time. Then draw what you do at each time of the day.



7 o'clock

___ o'clock


___ o'clock




Trace, read, and color. Draw.




first



then





last



PLACES


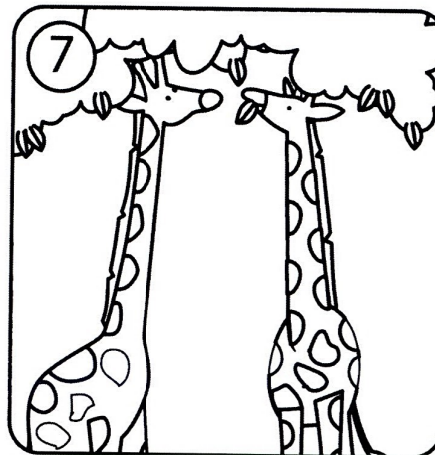




Draw yourself on vacation doing your favorite activity.



9




SHOW TIME!

Look and review.




Review Units 1–8: music teacher, sleep, bedroom/bed, paper plate/stick/string, cake, hat/necklace, giraffes/fishing, lake/river






Unit 1: Look and say. Who are they? What do they do?




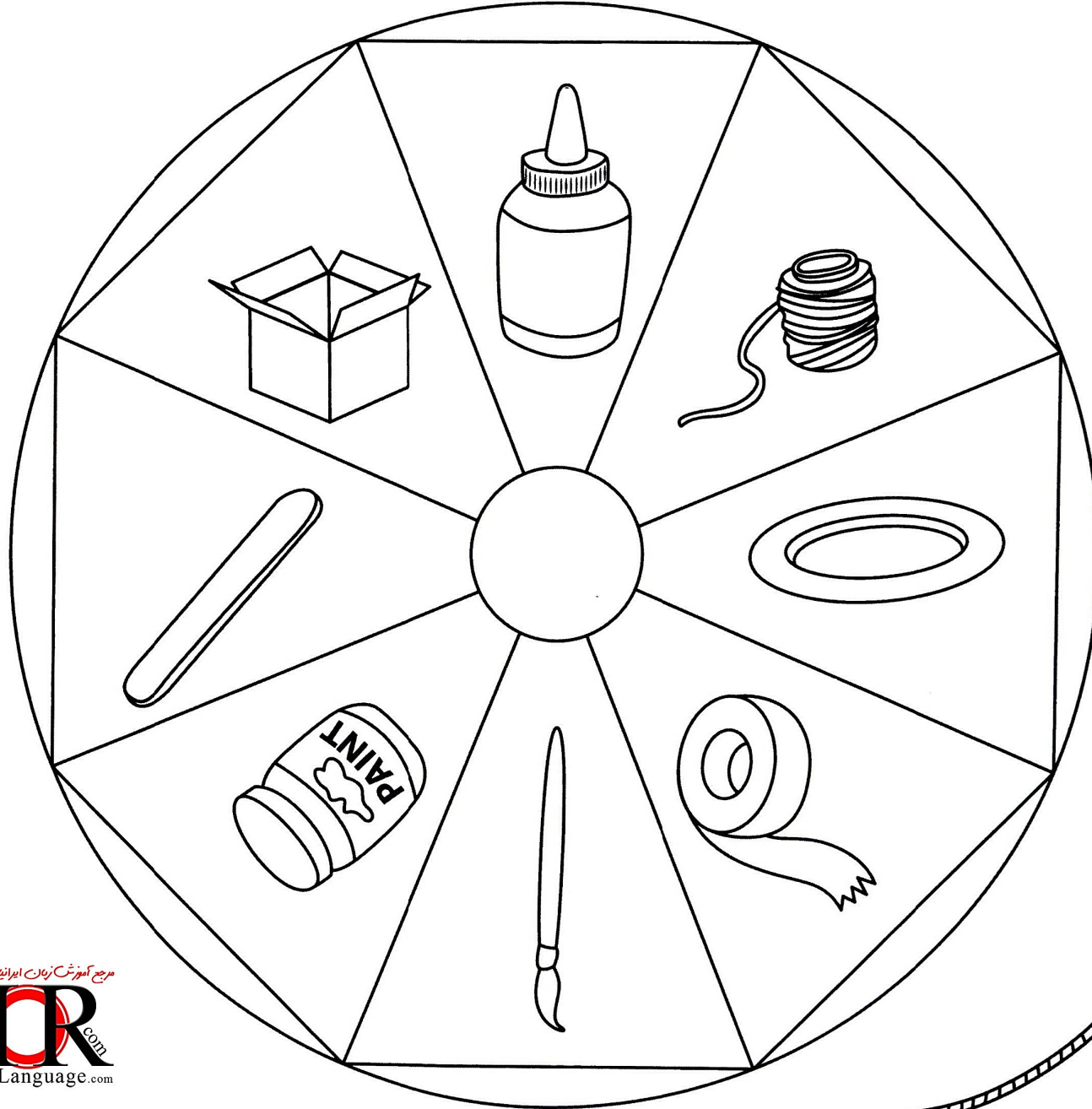
Unit 2: Are you OK? Spin a crayon and say.






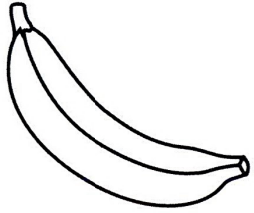
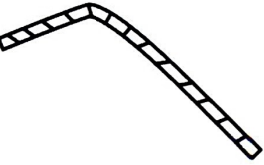
Unit 3: Name the places in the house. What are the boy and his cat doing?




Unit 4: Do you need... ? Spin a crayon and say.




Unit 5: Play the Restaurant Game. Ask politely for the items on the game board.

START					
<div style="display: flex; justify-content: space-between; align-items: center;"> <div data-bbox="220 657 640 852"> <p>May I have _____, please.</p> </div> <div data-bbox="504 665 1291 1193">  </div> <div data-bbox="1312 665 1533 852"> <p>Yes, of course.</p> </div> </div>					
<p>مرجع زبان ایرانیان</p>					
FINISH					

Unit 6: Where is the... ? Circle and say.




Unit 7: Draw your path through the zoo. What do you see? What are the animals doing? Look and say.



Unit 8: Where do you want to go? What can you do there?

Point and say.



Workbook Audio CD

BIG FUN

WORKBOOK 3 Audio CD

TRACK ACTIVITY

- 1 Copyright information
- 2 "Big Fun Theme Song"

Little Books

- 3 Unit 1 *Who Is She?*
- 4 Unit 2 *Are You OK?*
- 5 Unit 3 *Where Is Meg?*
- 6 Unit 4 *We Need Books!*
- 7 Unit 5 *Lunch with Grandma*
- 8 Unit 6 *At the Store*
- 9 Unit 7 *At the Zoo*
- 10 Unit 8 *Camping*

Songs and Chants

Unit 1: At School

- 11 "Good Morning Song"
- 12 "How Many Days?"
- 13 "Let's Have Fun"
- 14 "We Have Finished Chant"
- 15 "Good-bye Song"
- 16 Target Song "People at School"
- 17 "Values Are Important" (Part 1)
- 18 "Counting to 19 Chant"
- 19 "Amazing Nature"

Unit 2: Feelings

- 20 Target Song "My Feelings"
- 21 "Feelings Song"
- 22 "Let's Wiggle!"
- 23 "Twenties Family Chant"
- 24 "Shape Song"

Unit 3: Home

- 25 Target Song "My House"
- 26 "Let's Make Letters!"
- 27 "Thirties Family Chant"
- 28 "Spider Web Song"

Unit 4: Recycle

- 29 "Months of the Year"
- 30 Target Song "Recycling"
- 31 "Forties Family Chant"
- 32 "Seeds Can Travel"

Unit 5: Eating Out

- 33 "At the Restaurant"
- 34 Target Song "Eating Out"
- 35 "Values Are Important" (Part 2)

Unit 6: Our Things

- 36 "Five Fingers"
- 37 Target Song "My Things"
- 38 "My Crayon Box"
- 39 "Amazing Peacock"

Unit 7: Animals






- 40 Target Song "Animals Everywhere"
- 41 "Values Are Important" (Part 3)
- 42 "I Can Count by Tens"

Unit 8: Places

- 43 Target Song "Places"
- 44 "Weather Song"
- 45 "Caterpillars and Butterflies"


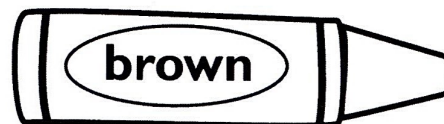



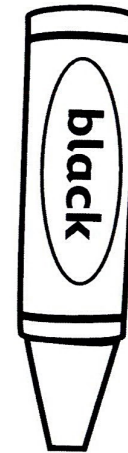
Unit 9: Show Time!

- 46 "Show Time"



www.irLanguage.com

has finished *Big Fun Workbook 3!*





BIG

3

FUN

مرجع آموزش زبان ایرانیان
www.ir.com
irLanguage.com

WORKBOOK

Share in your students' success.
Watch them enjoy learning
English and new skills.

Big Fun prepares students for a natural
and positive experience with language:

- **Communication:** because young children like to express their interests and ideas
- **CLIL:** because young children are learning English and so much more
- **21st Century Skills:** because young children need to be prepared for the world that awaits them
- **Assessment for Learning:** because awareness and confidence lead to success.



مرجع زبان ایرانیان

Visit us at pearsonELT.com/BigEnglish

www.irLanguage.com