

# BIG



مرجع آموزش زبان ایرانیان  
www.irLanguage.com

# FUN

مرجع زبان ایرانیان

Mario Herrera

Barbara Hojel

www.irLanguage.com



# BIG

2

# FUN

## WORKBOOK

این مجموعه با لوگوی مرجع زبان ایرانیان  
به صورت نشر بر خط و حامل به ثبت رسیده است. به ثبت رسیده است.  
کپی برداری از آن خلاف شرع، قانون و اخلاق است و شامل پیگیرد خواهد شد.



www.irLanguage.com

# CONTENTS

<b>1</b> My School ..... 1	<b>6</b> My Clothes ..... 51
<b>2</b> My Senses ..... 11	<b>7</b> Animals..... 61
<b>3</b> My Family ..... 21	<b>8</b> My World ..... 71
<b>4</b> My Toys ..... 31	<b>9</b> Show Time! ..... 81
<b>5</b> Food..... 41	



# BIG FUN Song



*From the sky to the ground  
And all the way around—  
We can have big fun!  
If there's rain, if there's sun,  
Let's play with everyone.  
We can have big, big fun!*




**Take a walk outside.  
Our world is big and wide.  
There are flowers and trees  
And yellow bumblebees.  
Buzz, buzz, buzz!**

***(Chorus)***

**Join your hands with me.  
Let's see what we can see!  
Then take a closer look.  
We'll learn beyond our book.  
Look, oh, look!**

***(Chorus)***




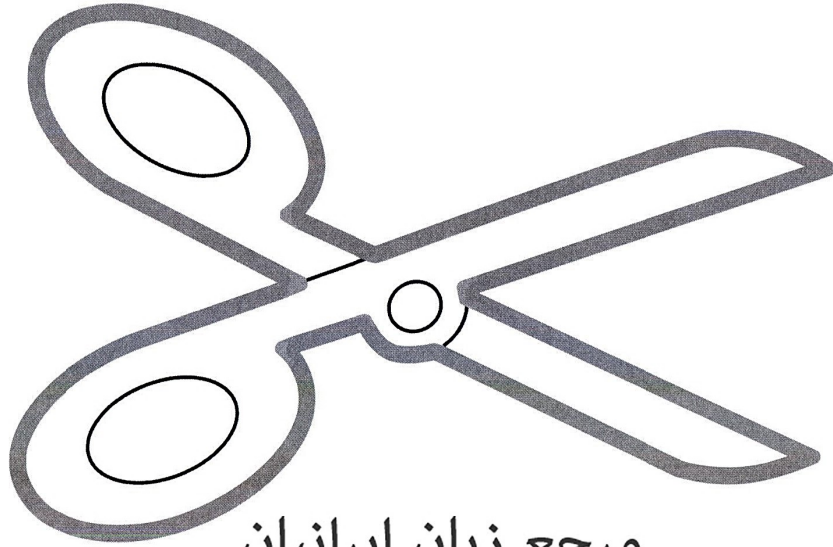

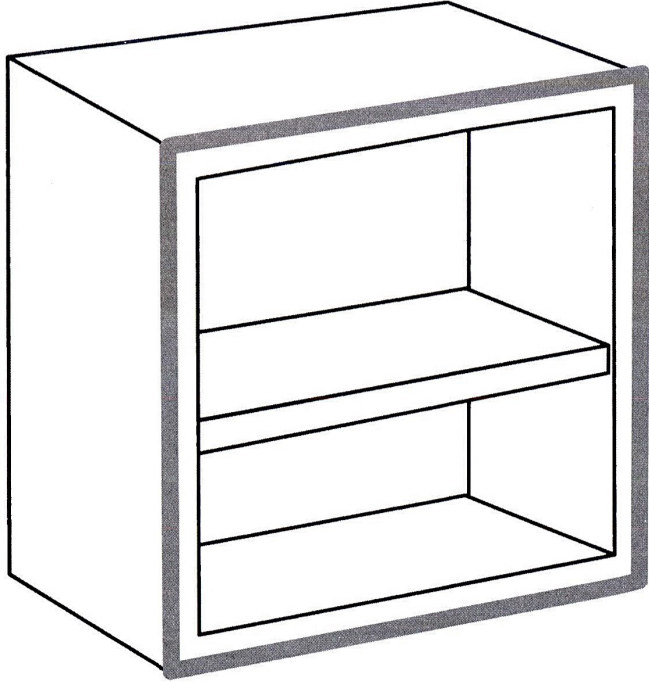
# MY SCHOOL

Find and circle.



Opener  
FIND IT: crayon, puppet, book

Trace and color.

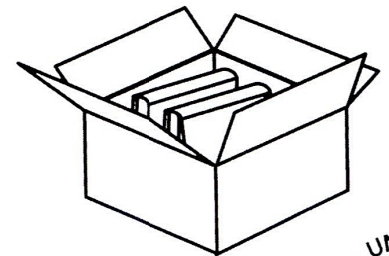
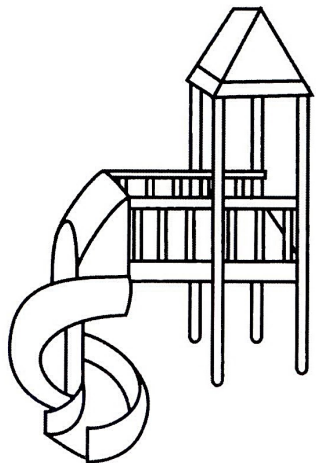

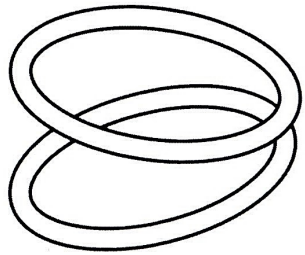


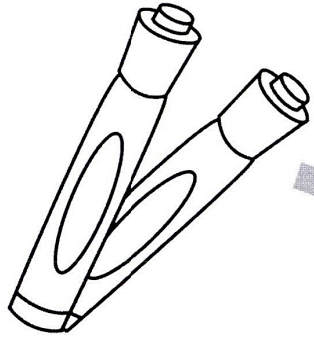


مرجع زبان ایرانیان



Vocabulary Practice: *shelves, book, scissors, marker*  
Language Practice: *These are (scissors). This is (a book).*

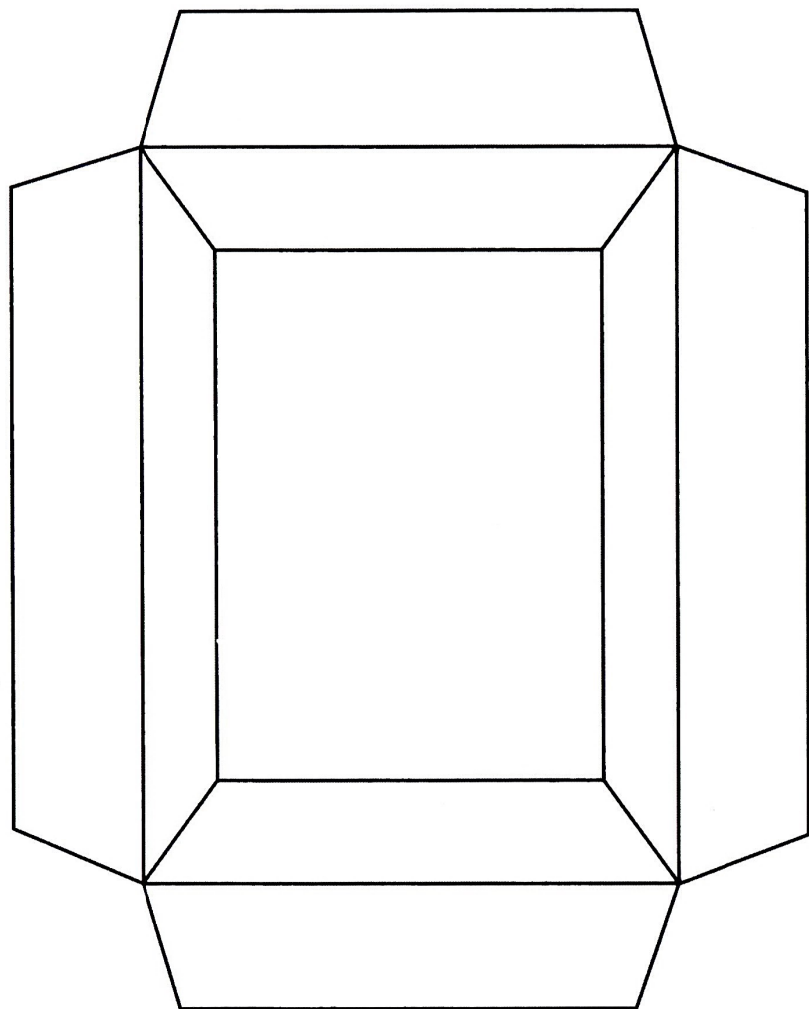
LOOK and match.



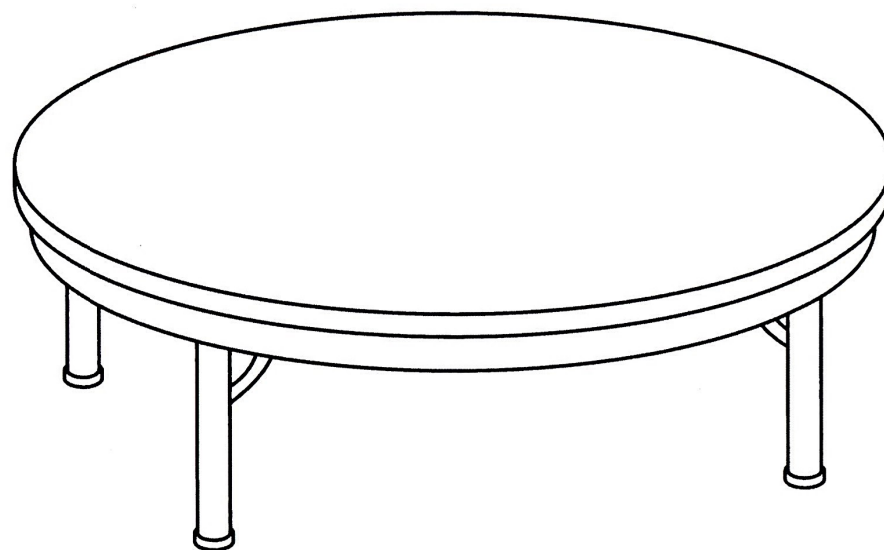
[www.irLanguage.com](http://www.irLanguage.com)

Vocabulary Practice: *inside, outside; markers, hoops, jungle gym, scissors, ball, box, books*

Look and draw a ball in each scene. Color.






in the box



on the table



Trace the shapes. Count and match.


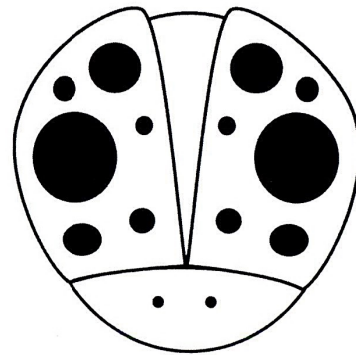






1

2

3

# Look and match. Color.



مرجع زبان ایرانیان

Look and listen. Trace.

# Draw and Color






www.irLanguage.com




Story Sequence: Draw and Color

# VALUES

Are they listening to the teacher?  
Look and color the correct face.



Trace the numbers and follow the trails.



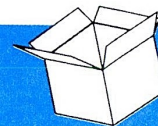


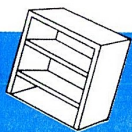
مرجع زبان ایرانیان

Amazing: Science Connection: snail, trail

# MY SCHOOL

Draw your school.

[www.irLanguage.com](http://www.irLanguage.com)





Find and circle.














Opener  
FIND IT: banana (taste), bee (hear), ball (touch)

# Draw the missing body parts. Color.








Circle or cross out.











مرجع زبان ایرانیان

Vocabulary Practice: see, hear, smell, taste, touch




**Match and color.**  
www.irLanguage.com



Trace and draw the shapes.





 **Cut out, match, and paste.**




Look and listen. Draw the arrow to the next picture.

# Guessing Game






**VALUES**




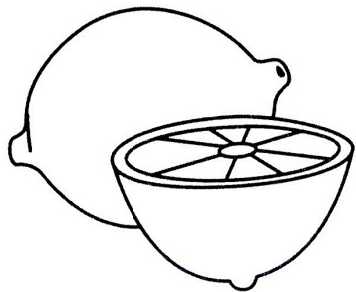




**Are they waiting for their turn?  
Look and match.**





[www.irLanguage.com](http://www.irLanguage.com)





Look and match.



# MY SENSES



Draw something you can smell and something you can hear.








# 3

# MY FAMILY




Find and circle. 



Trace and color.



Point and say. Draw a cousin or a pet.

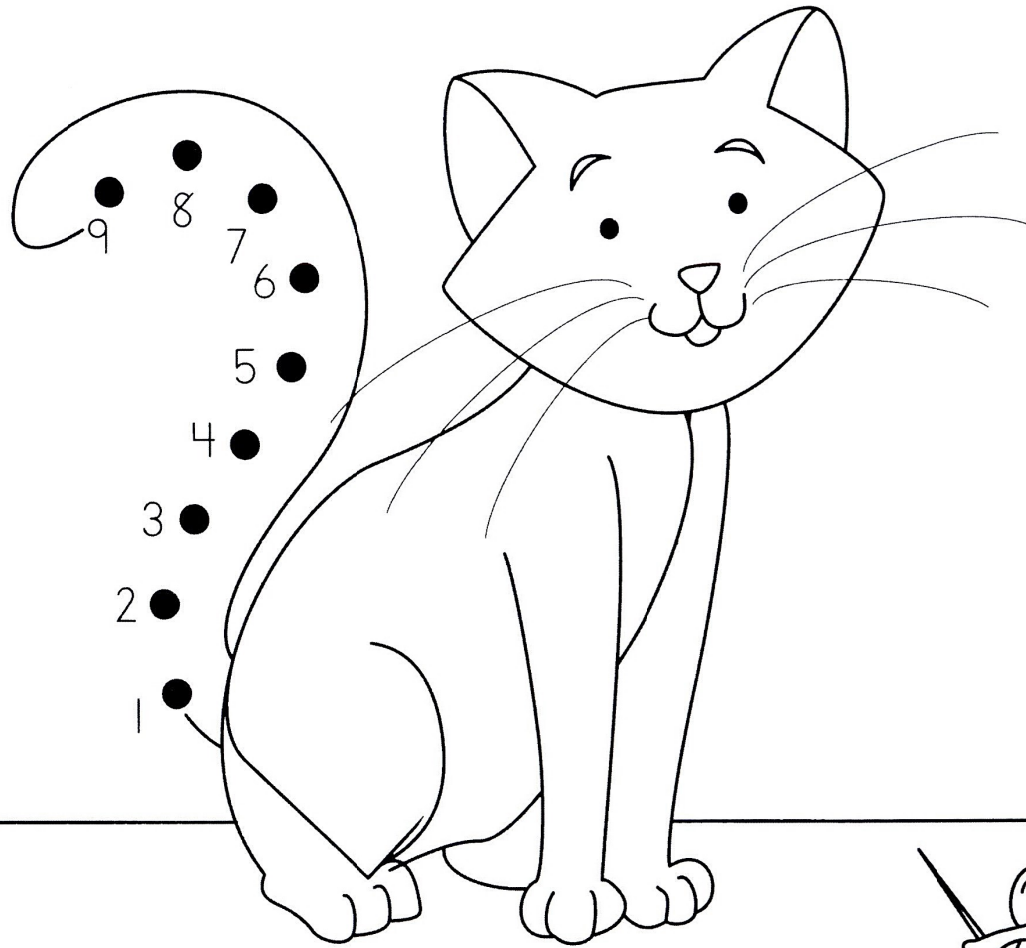


Vocabulary Practice: grandfather, grandmother, aunt, uncle, cousins, pets (cat, bird, fish, dog)

Trace and draw or paste photos of family members.



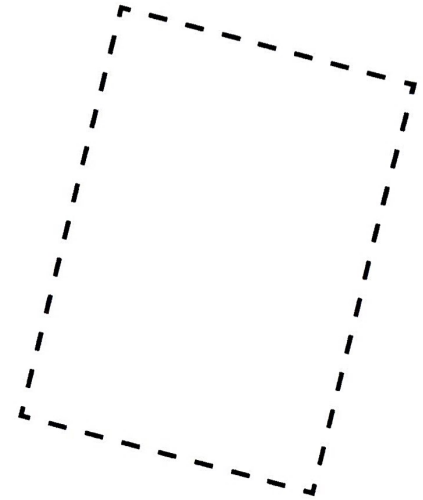




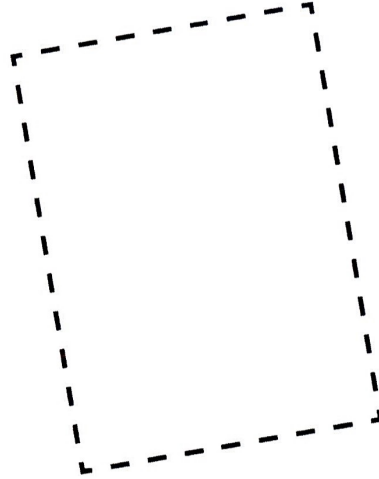

Connect the dots and color. Complete the number line.



1 2 3 \_ 5 6 \_ 8 \_




✂ Cut out, match, and paste.






Look and listen. Draw an arrow to the next picture.

# Show and Tell







# VALUES

Do they appreciate their family members?  
Look and color the correct face.



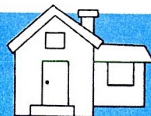



Trace, draw more eggs, and color.




# MY FAMILY

Draw your family.








Find and circle.




Opener  
FIND IT: airplane, kite, ball


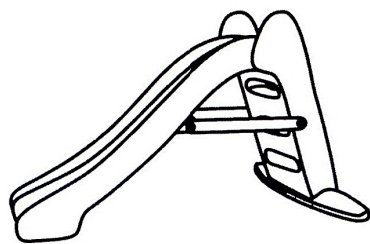




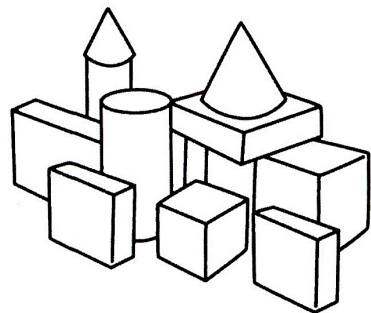
Same or different? Color the frames if the pictures are the same.









Circle a toy you have in blue. Then circle a toy you want in green.

I have 


I want 



# Color the crayons. Then color by number.




# Count and circle.



10

11

12





10

11

12

# Draw an animal and say the sound.







Look and listen. Draw an arrow to the next picture.

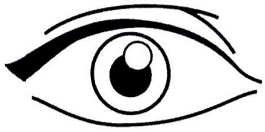
# Outdoor Fun





Are they sharing? Color the correct face.






Look. Circle or cross out.






I can see...



I can hear...




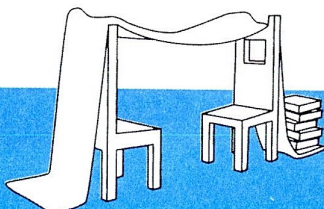

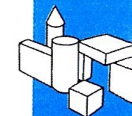
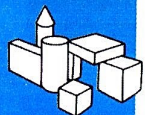


I can touch...




# MY TOYS

Draw your toys.




5

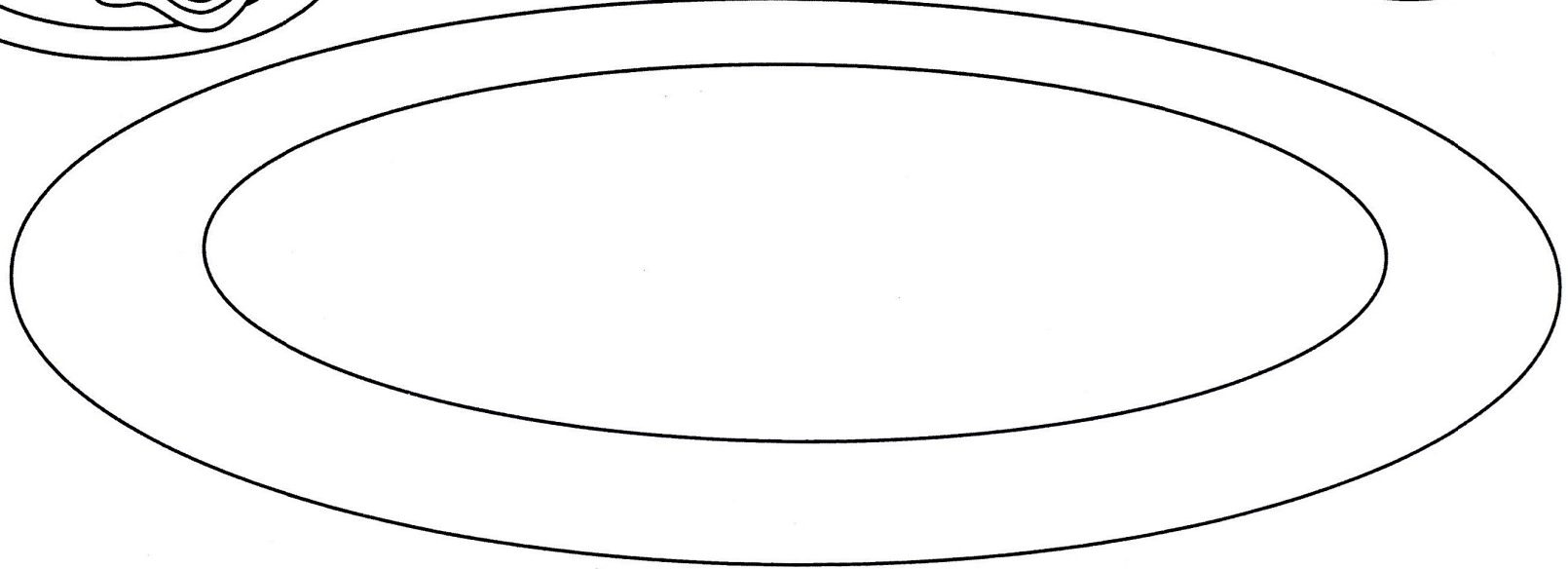

# FOOD







Find and circle. 



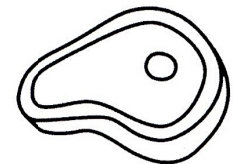
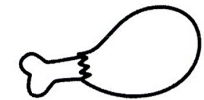


Point and say. Draw food that you like.



✂ Do you like...? Trace. Then cut out and paste.



FUN






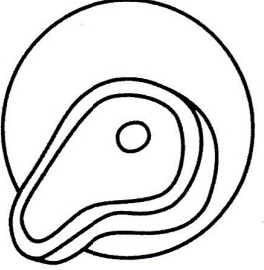
ING


FI


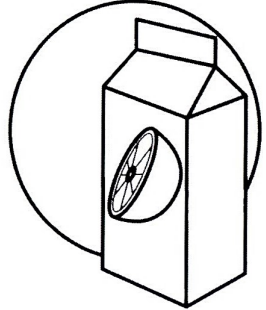
What do you want to eat? Choose a food or a drink in each section and circle.



LUNCH MENU

1  

2  

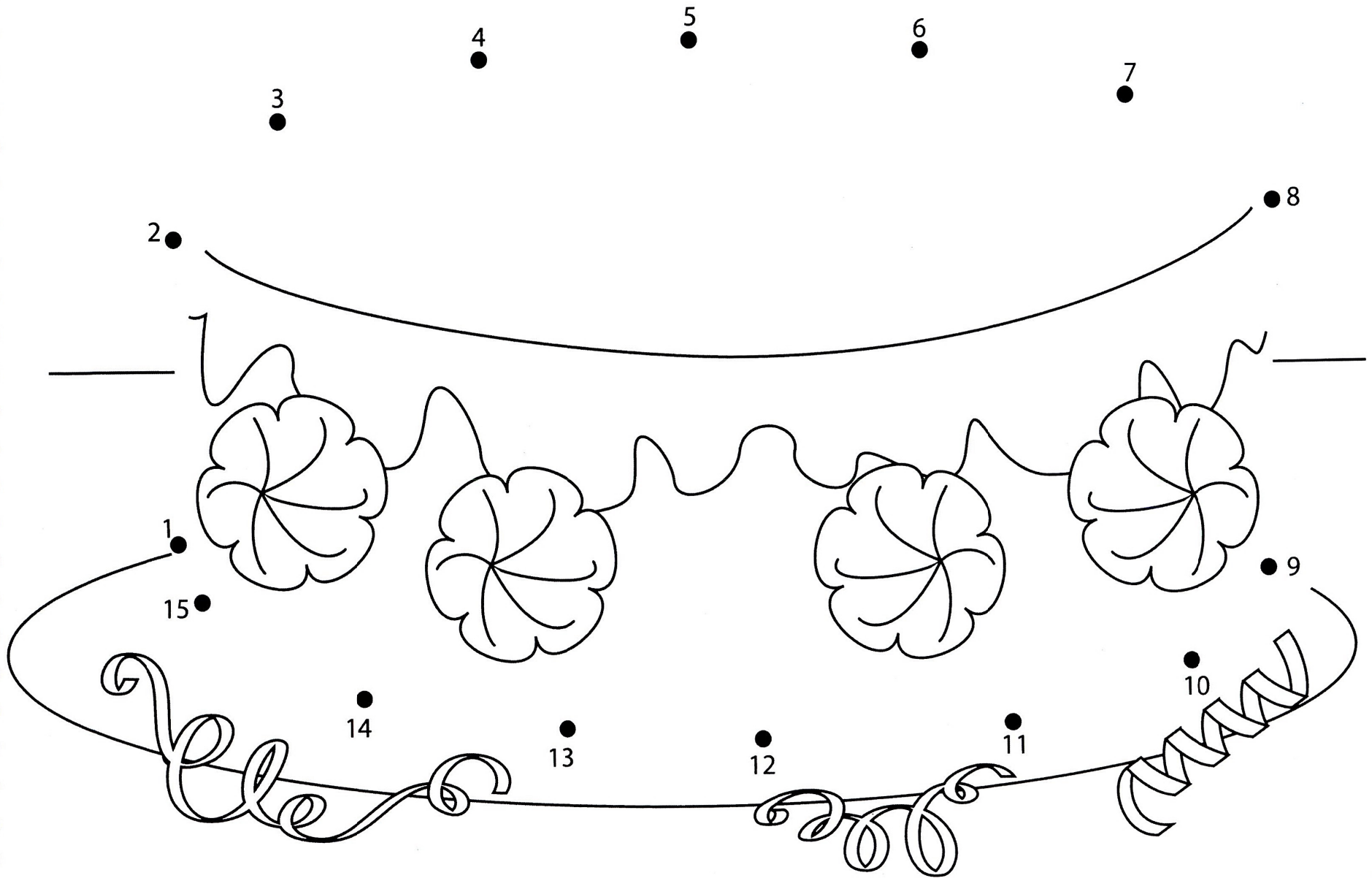


3  

4  





Connect the dots. Then draw candles and color.





Trace. Circle the items that begin with /s/.

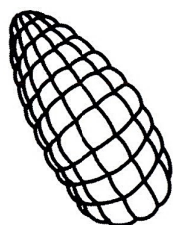
Ss



Ss




Ss





Ss



Ss




Ss

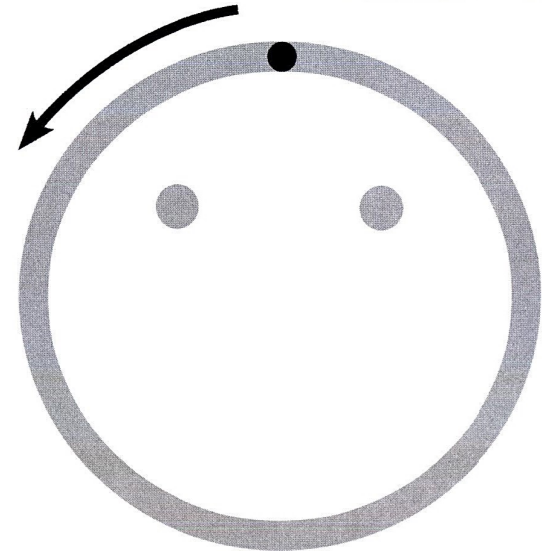
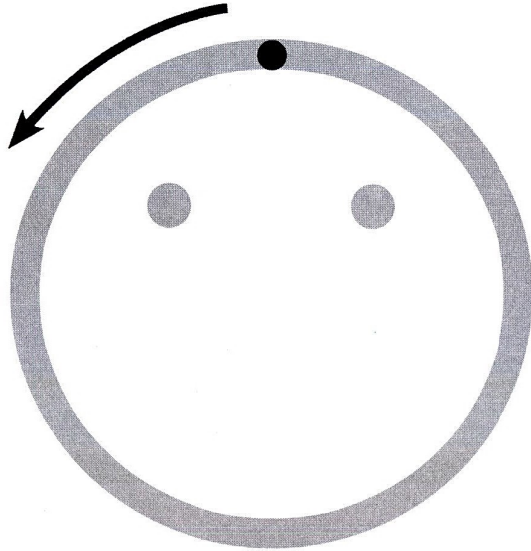




Look and listen. Draw an arrow to the next picture.



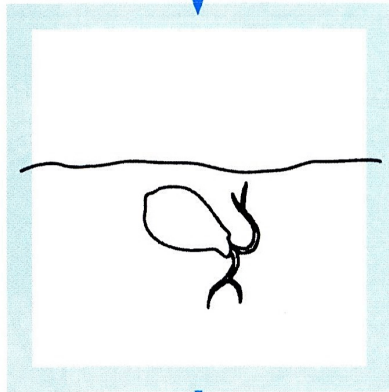

# I Like Apples



Are they using table manners?  
Look, trace, and draw a happy or a sad face.


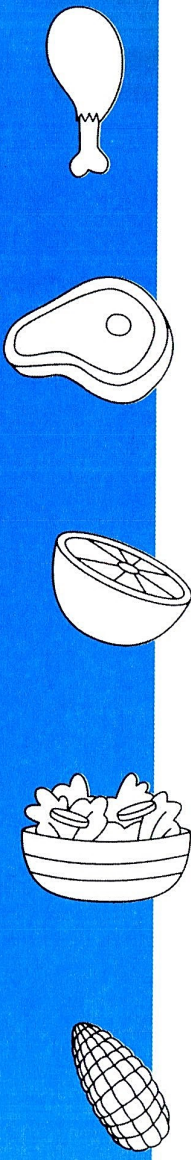


Color and paste orange tissue paper balls on the tree.



# FOOD

Draw your favorite food.









# 6

# MY CLOTHES

Find and circle. 





# Color the crayons. Then trace and color by number.







✂ Cut out and paste the clothes.







مرجع زبان ایرانیان

Vocabulary Practice: umbrella, raincoat, boots, jacket









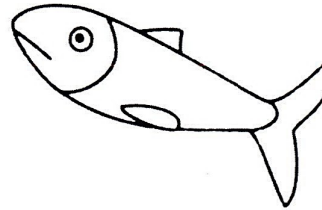


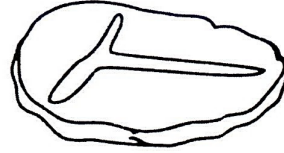

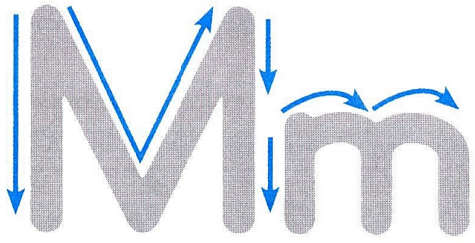
Look and draw the weather.



Count and draw one more. Trace.






Trace and match with items that begin with /m/.






6 6 Look and listen. Draw an arrow to the next picture.

# How Many?

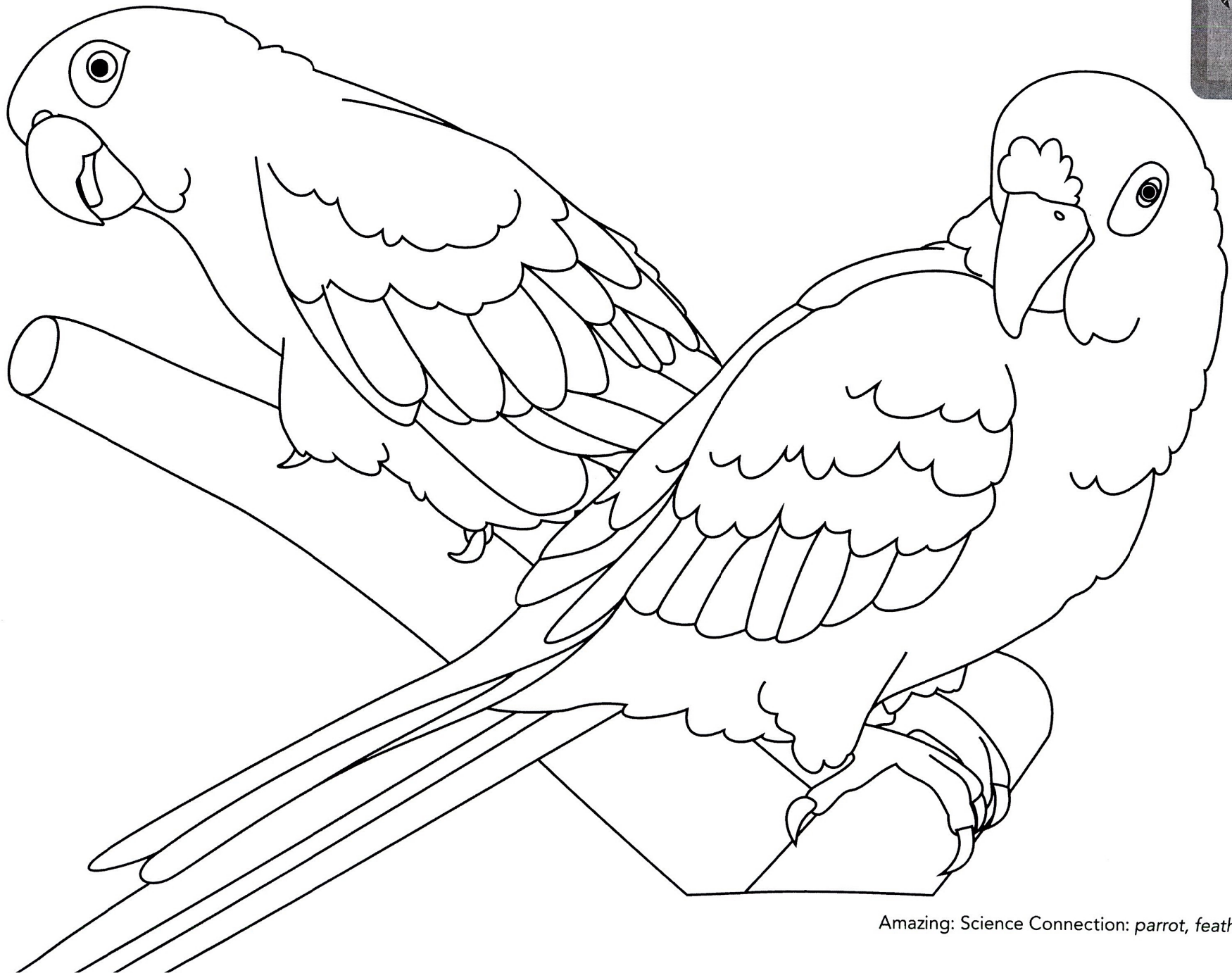


مرجع زبان ایرانیان

Story Sequence: How Many?



Color and paste brightly colored paper feathers.

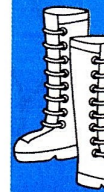



# MY CLOTHES

Draw your favorite clothes.



60 Personal Response








# ANIMALS

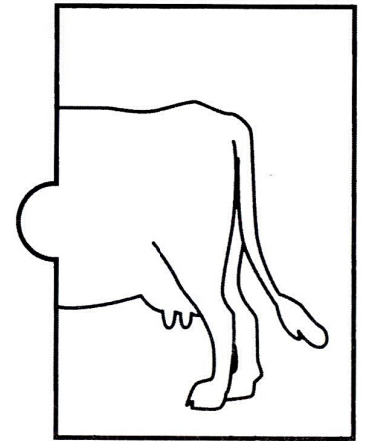







Find and circle.



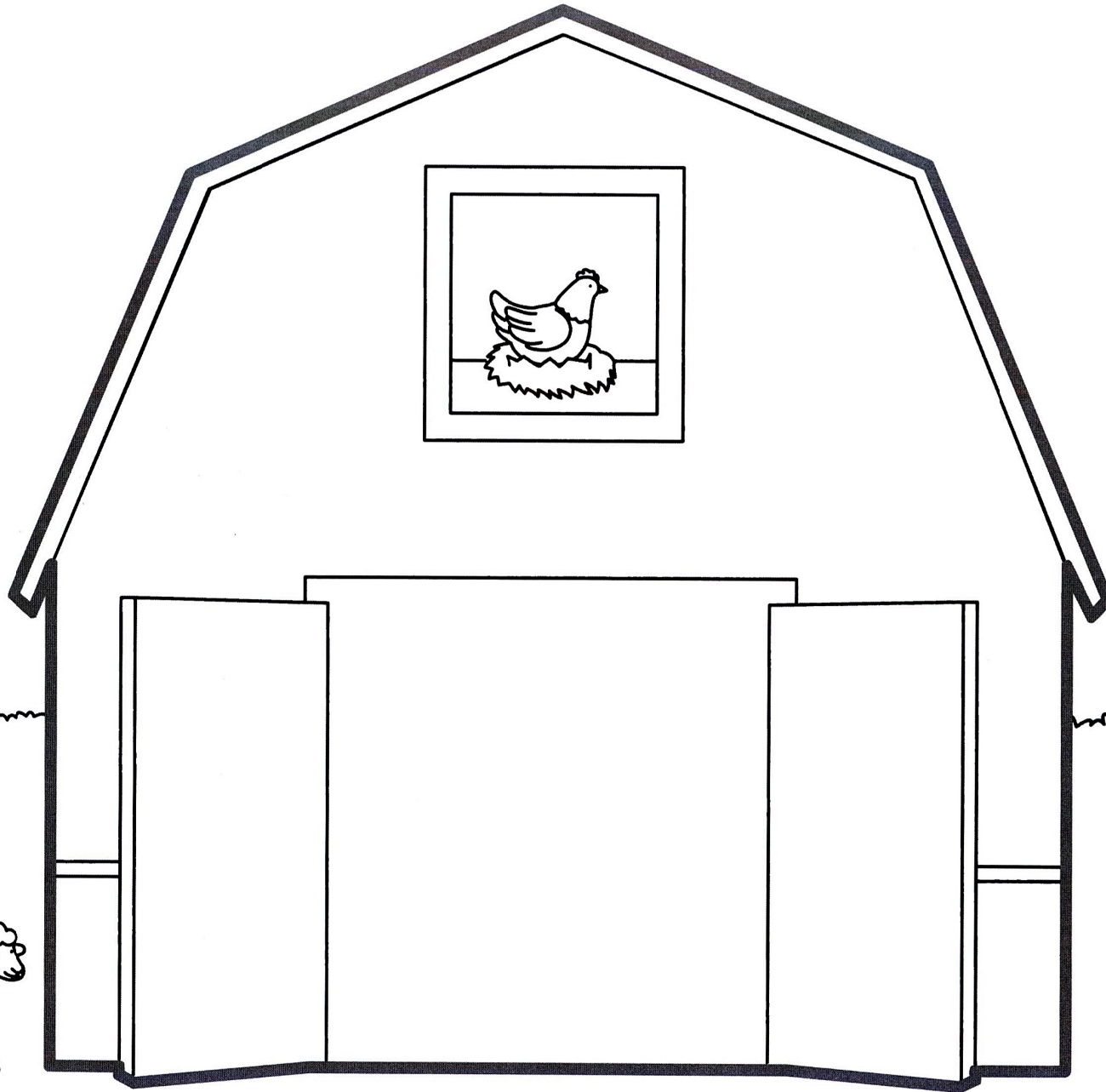
مرجع زبان ایرانیان

Opener  
FIND IT: kitten, puppy, ant





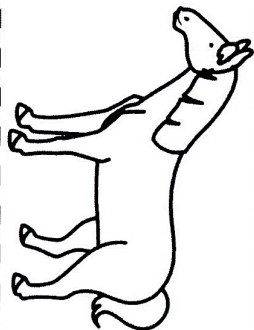



# Match and color.



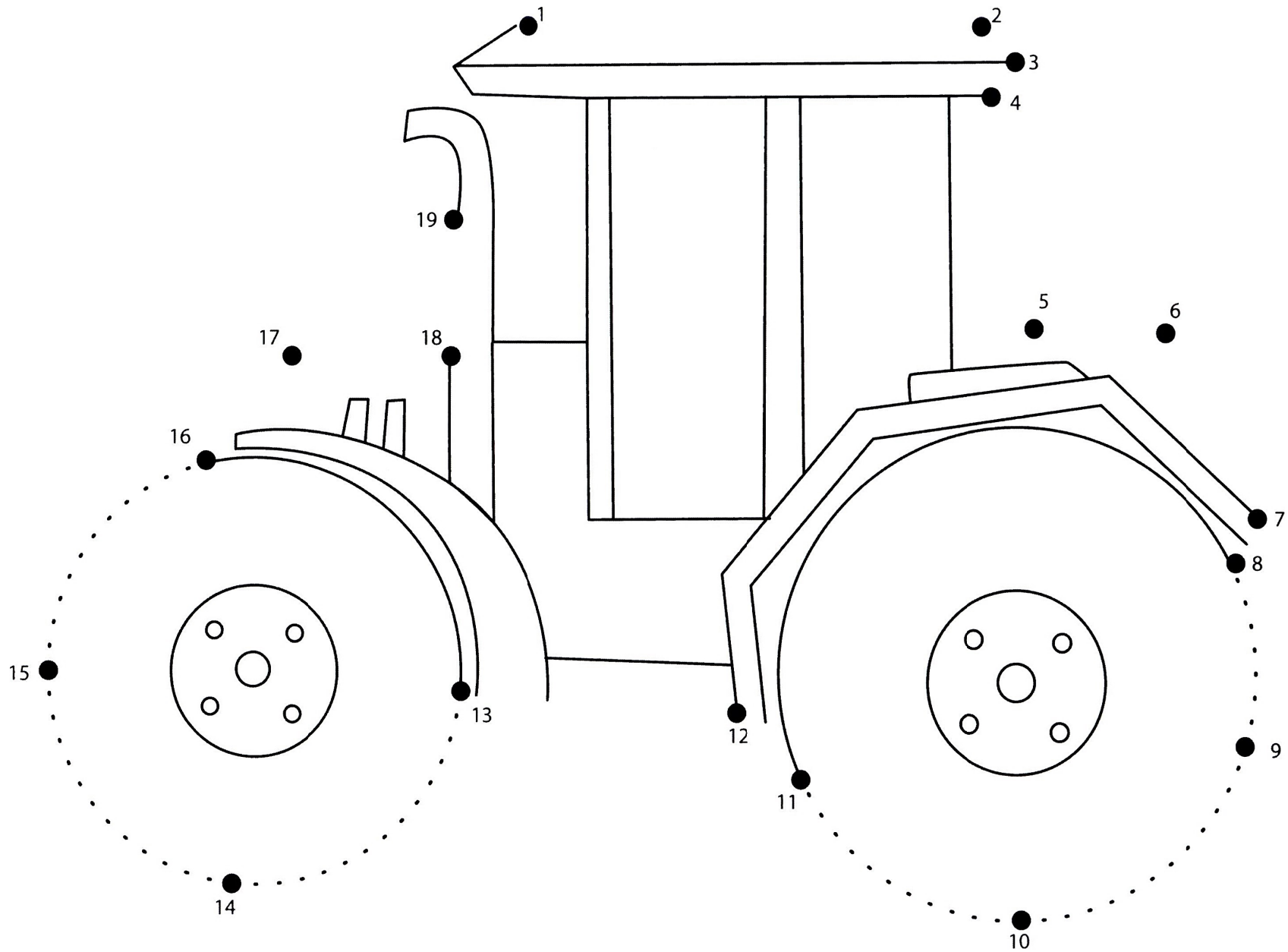
Draw a horse in the barn. Trace and color.




✂ Cut out and paste two animals. Say.



Connect the dots and color. Draw yourself inside.





# Trace and write. Color things that begin with //.








Look and listen. Draw an arrow to the next picture.

# Where Are the Lambs?



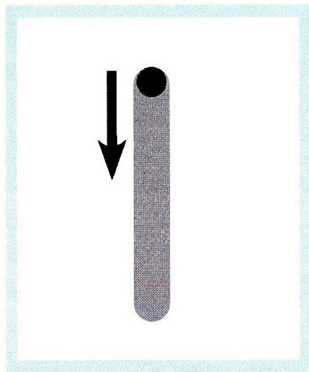


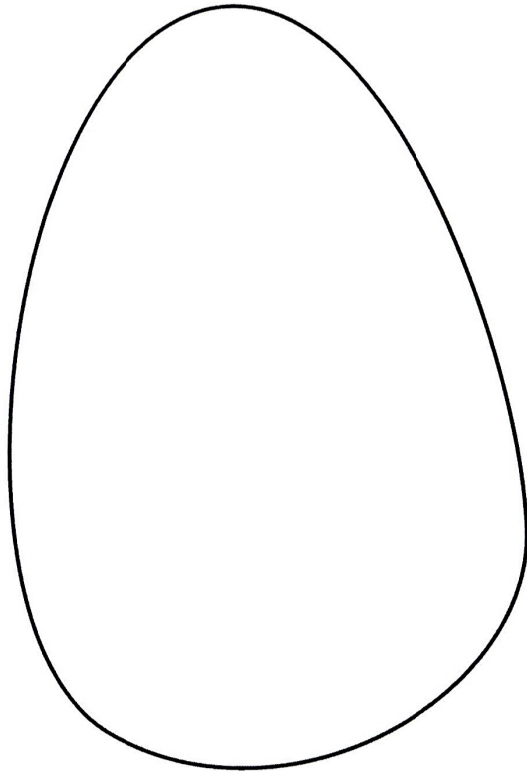


Are they taking care of the animals?  
Color the correct face.











# Number, trace, and draw a chick in the broken eggshell.




# ANIMALS

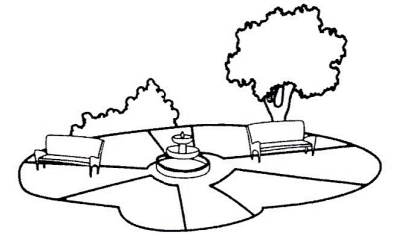
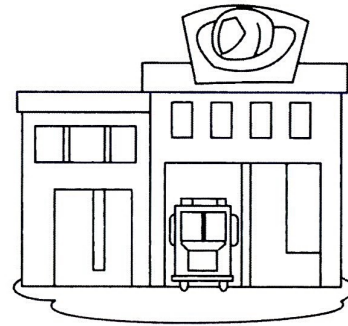





Draw your favorite farm animals.





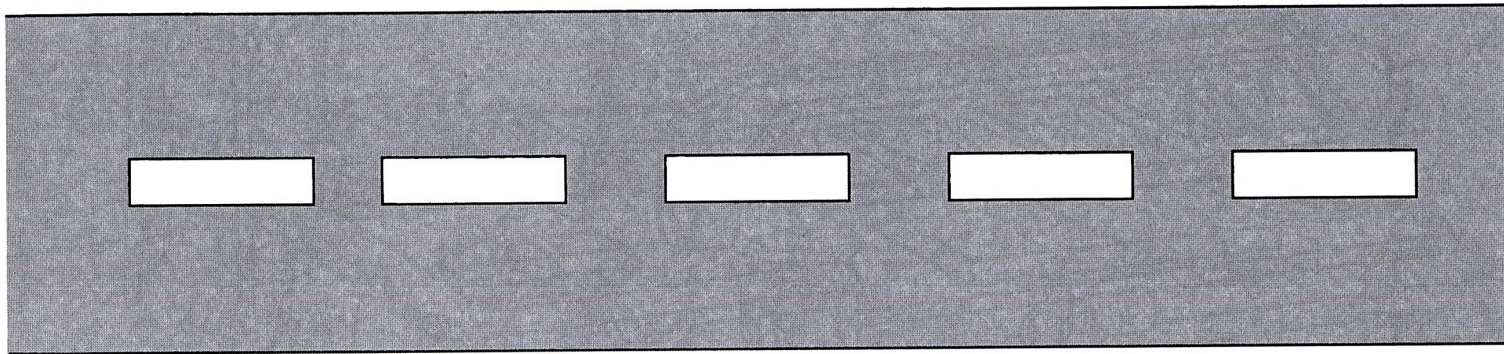


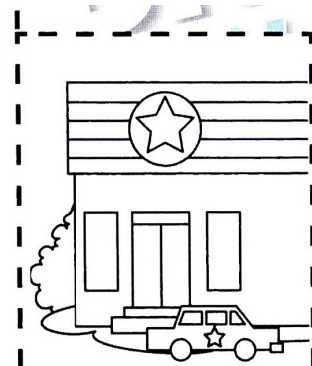



Find and circle. 



# Where are they? Look and match.



✂ Cut out and paste the places. Say.




Vocabulary Practice: *police station, hospital, store, restaurant, school, supermarket*  
Language Practice: *The (hospital) is (next to) the (school).*

ING  
FI  
FI  
FUN  
BIG

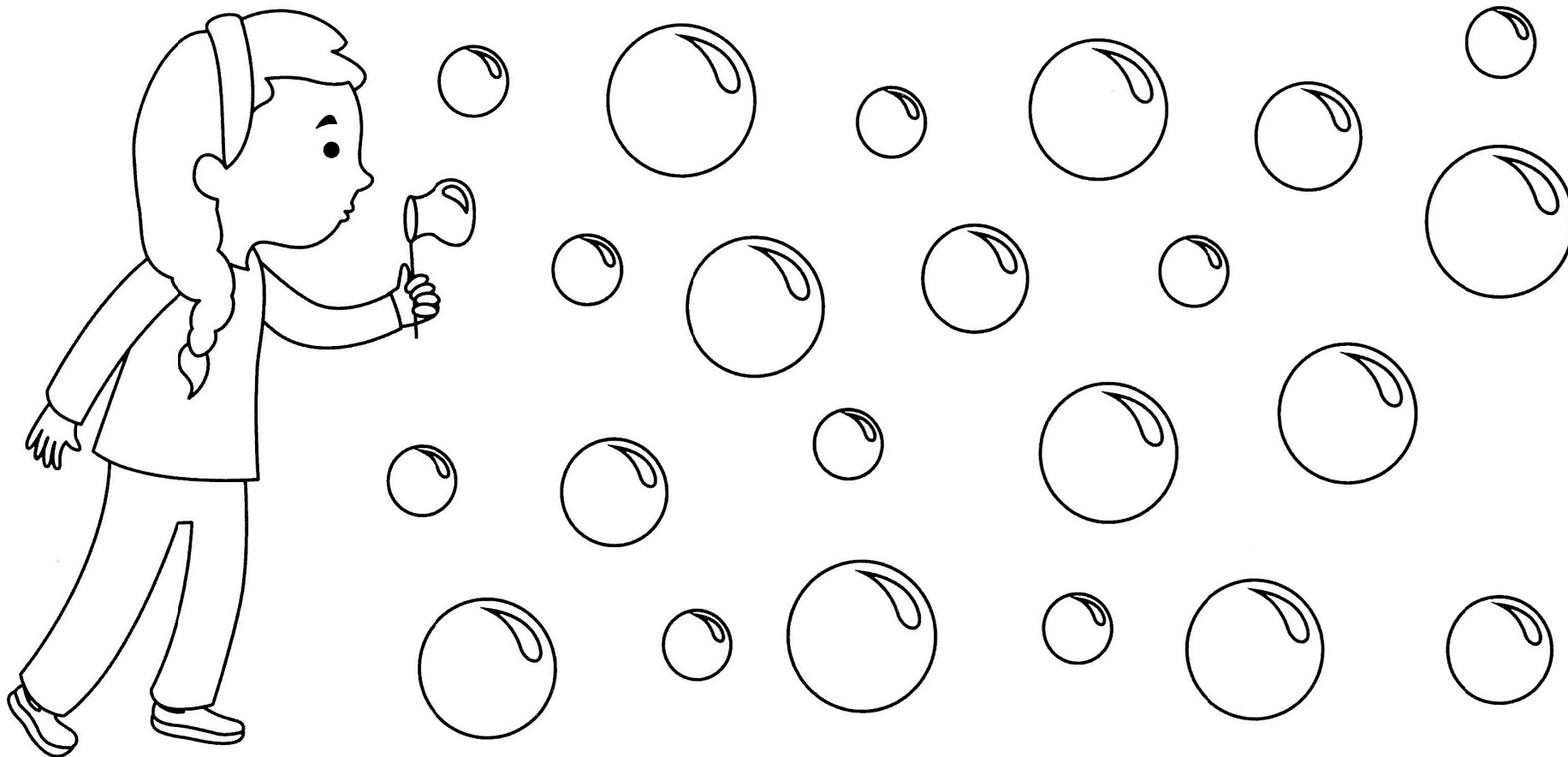
FUN  
BIG  
FUN  
BIG  
FUN  
BIG  
FUN  
BIG  
FUN  
BIG  
FUN  
BIG  
FUN  
BIG  
FUN  
BIG  
FUN  
BIG

Draw a person or pet in the window. Trace and color.



fire truck

Count and color 20 bubbles. Complete the number line.





1 2 \_ 4 5 \_ 7 8 \_ 10


11 12 13 \_ 15 16 \_ 18 \_ 20

Trace. Circle the items that begin with /f/.



Ff





Ff




Ff




Ff



Ff




Ff



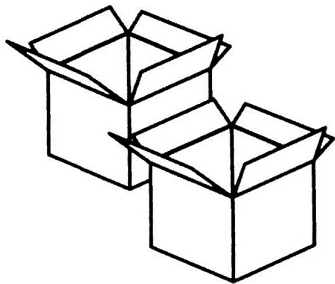
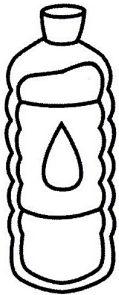









Look and listen. Draw an arrow to the next picture.

# Shopping with Mommy








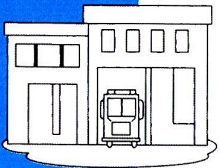




Trace the moons. Draw a moon in the sky and color.






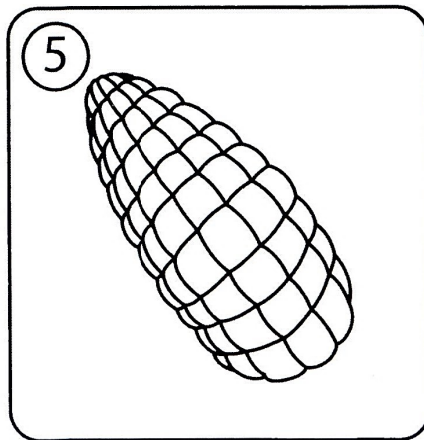


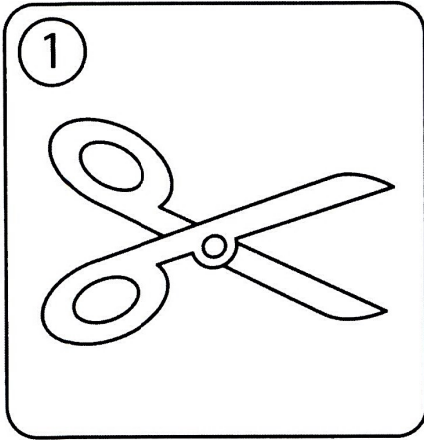
Amazing: Science Connection: crescent moon, half moon, full moon, telescope

# MY WORLD

Draw your favorite place.

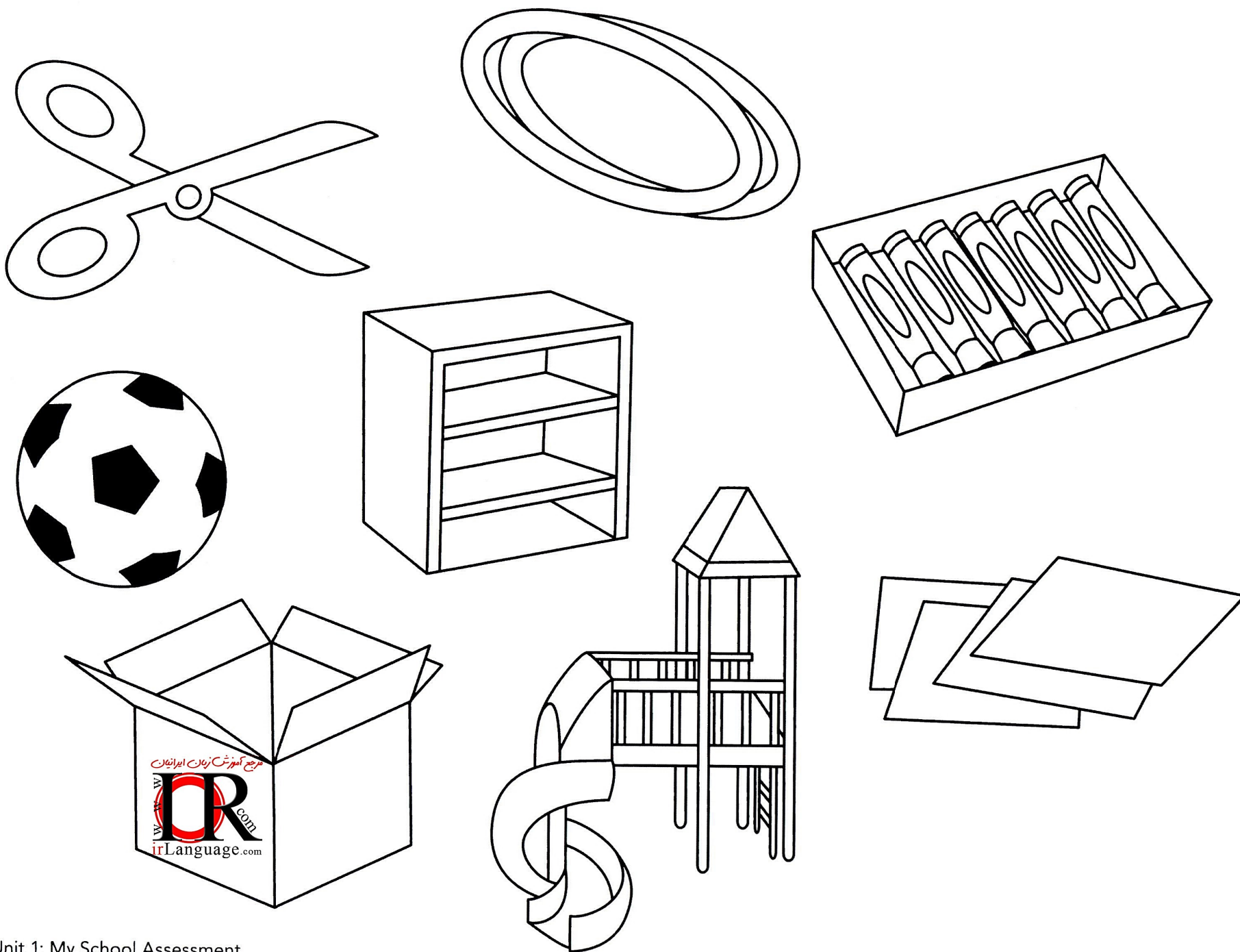


## Look and review.

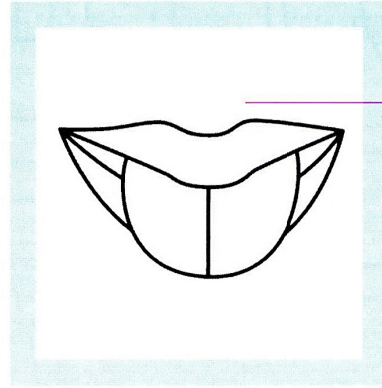

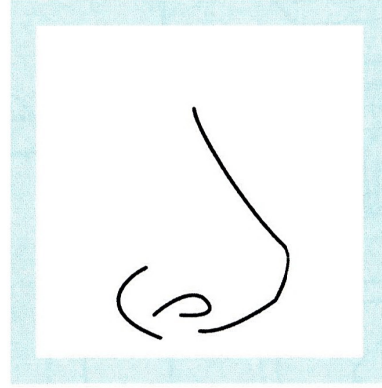


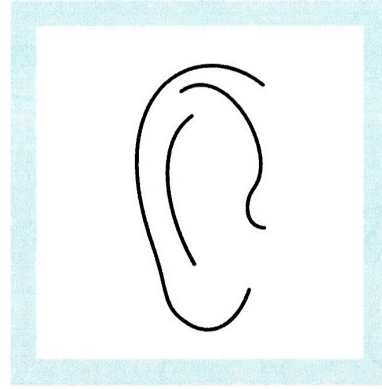



Review Units 1–8: scissors, nose/smell, aunt/uncle/cousin, tricycle, corn, shorts, lamb/sheep, hospital

# Unit 1: Look and say. Color the objects you use inside a classroom.




## Unit 2: Look and match what you hear, smell, and taste.



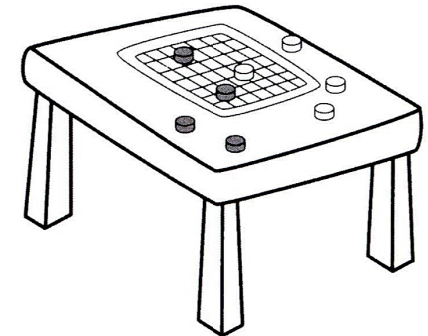
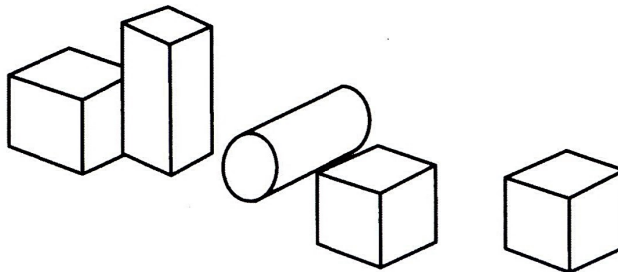


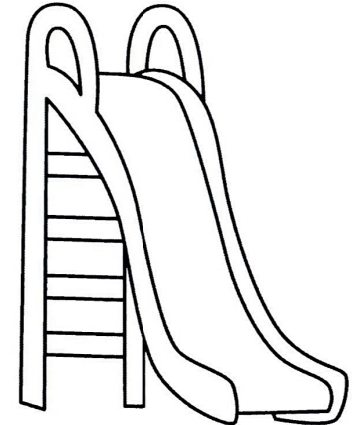


مرجع زبان ایرانیان

**Unit 3: Name the family members and pets.**  
**Circle the type of home you live in.**




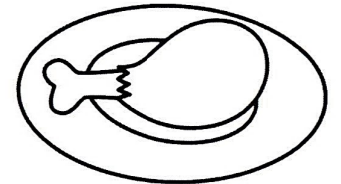










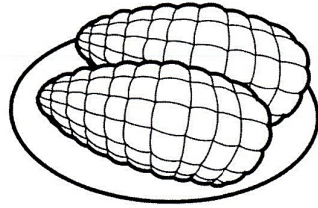


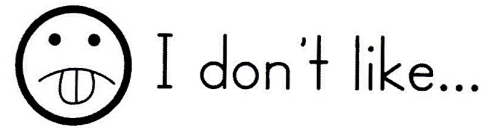
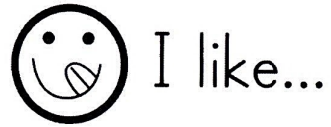


# Unit 4: What toys do you have? Look and circle.


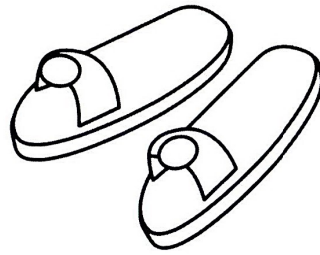


# Unit 5: What do you like? Look and complete the faces.


مرجع زبان ایرانیان





## Unit 6: What is missing? Look and match.



# Unit 7: Where are the animals? Look and say.



# Unit 8: Where is the...? Place a marker and say.



**BIG FUN**

**WORKBOOK 2 Audio CD**

TRACK	ACTIVITY
1	Copyright information
2	"Big Fun Theme Song"

**Little Books**

3	Unit 1 <i>Draw and Color</i>
4	Unit 2 <i>Guessing Game</i>
5	Unit 3 <i>Show and Tell</i>
6	Unit 4 <i>Outdoor Fun</i>
7	Unit 5 <i>I Like Apples</i>
8	Unit 6 <i>How Many?</i>
9	Unit 7 <i>Where Are the Lambs?</i>
10	Unit 8 <i>Shopping with Mommy</i>

**Songs and Chants**

**Unit 1: My School**

11	"Hello Song"
12	"Stop, Look, and Listen Chant"
13	"Let's Have Fun"
14	"Good-bye Song"
15	Target Song "My School"
16	"Look at Me Chant"
17	"Numbers 1, 2, 3 Chant"
18	"We Have Finished Chant"
19	"Amazing Snails Chant"

**Unit 2: My Senses**

20	Target Song "Senses"
21	"My Crayon Box"
22	"Numbers 4, 5, 6 Chant"
23	"Letter Sounds (S)"
24	"Taking Turns Chant"
25	"Amazing Tongues"

**Unit 3: My Family**

26	Target Song "My Family"
27	"People We Know"
28	"Numbers 7, 8, 9 Chant"
29	"Letter Sounds (M and F)"
30	"Grandma Gave Me Cookies"

**Unit 4: My Toys**

31	"Days of the Week"
32	"Actions Song"
33	Target Song "My Toys"
34	"Writing Numbers 10, 11, 12"
35	"Animals Talk"
36	"Sometimes"
37	"Amazing Clouds"

**Unit 5: Food**

38	Target Song "Food"
39	"Writing Numbers 13, 14, 15"
40	"Letter S Song"
41	"Being Polite Song"

**Unit 6: My Clothes**

42	Target Song "My Clothes"
43	"Put It On Chant"
44	"Writing Numbers 16, 17"
45	"Letter M Song"

**Unit 7: Animals**





46	Target Song "The Farm"
47	"This and That Song"
48	"Writing Numbers 18, 19"
49	"Letter L Song"

**Unit 8: My World**

50	"It's a Week Chant"
51	Target Song "My World"
52	"Writing Number 20"
53	"Prepositions Chant"
54	"Letter F Song"
55	"Shapes and Colors Song"
56	"Night Sky"


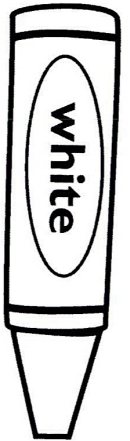





**Unit 9: Show Time!**

57	"Show Time"
----	-------------



www.irLanguage.com

has finished *Big Fun Workbook 2!*





# BIG FUN



مرجع آموزش زبان ایرانیان  
www.irLanguage.com

## WORKBOOK

Share in your students' success.  
Watch them enjoy learning  
English and new skills.

**Big Fun** prepares students for a natural  
and positive experience with language:

- **Communication:** because young children like to express their interests and ideas
- **CLIL:** because young children are learning English and so much more
- **21st Century Skills:** because young children need to be prepared for the world that awaits them
- **Assessment for Learning:** because awareness and confidence lead to success.

مرجع زبان ایرانیان

Visit us at [pearsonELT.com/BigEnglish](http://pearsonELT.com/BigEnglish)

[www.irLanguage.com](http://www.irLanguage.com)

