

مگزبان ایانیان

Workbook

# BACKPACK

Starter

Second Edition



PEARSON  
Longman

Mario Herrera • Diane Pinkley

# BACKPACK

Starter

مرجع زبان ایرانیان

Second Edition



این مجموعه با لوگوی مرجع زبان ایرانیان  
به صورت نشر بر خط و حامل به ثبت رسیده است.  
کپی برداری از آن خلاف شرع، قانون و اخلاق است و شامل پیگرد خواهد شد.



PEARSON  
Longman

# Contents

<b>1</b>	<b>Fun in Class</b> . . . . .	1
<b>2</b>	<b>My Family</b> . . . . .	11
<b>3</b>	<b>All About Me</b> . . . . .	21
<b>4</b>	<b>My Clothes</b> . . . . .	31
<b>5</b>	<b>At the Toy Store</b> . . . . .	41
<b>6</b>	<b>People Around Town</b> . . . . .	51
<b>7</b>	<b>Swinging and Sliding</b> . . . . .	61
<b>8</b>	<b>Animal Friends</b> . . . . .	71
<b>9</b>	<b>Food I Like</b> . . . . .	81
	<b>My Dictionary</b> . . . . .	91


# 1

# Fun in Class

TRACK 3

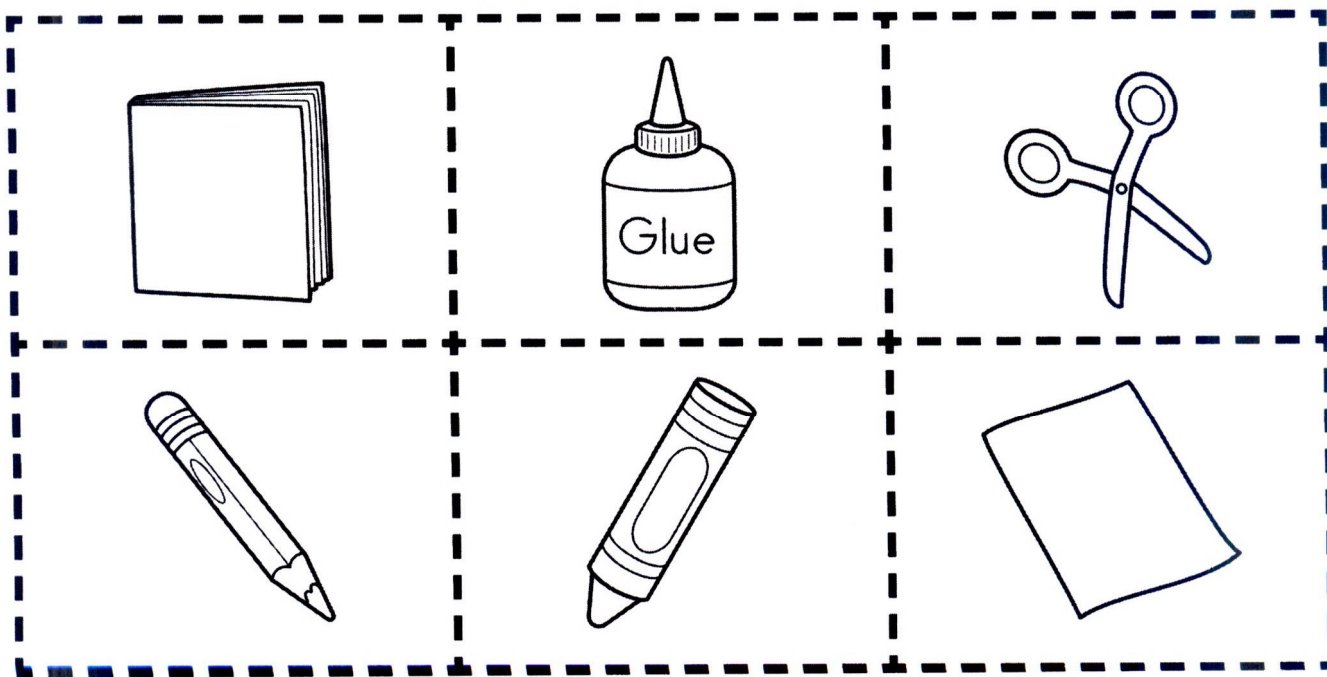
## 1

Listen and color.




## 2

Color and cut. Sing and show.




Students color each picture red or yellow and cut out the pictures. As students sing the song, they hold up the yellow pictures for verse one and the red pictures for verse two.

Listen and color. Color the circles.



Count. Circle and say. Listen and check.

1




1

2

3

2



1

2

3

3



1

2

3

4



1

2

3

5

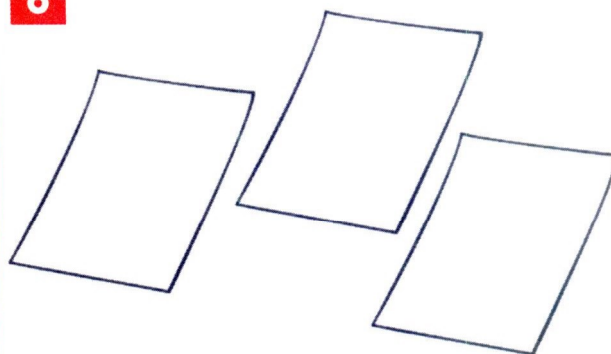


1

2

3

6


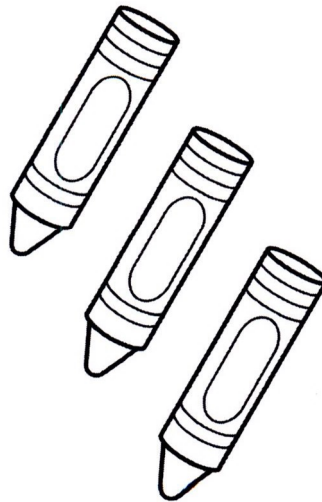

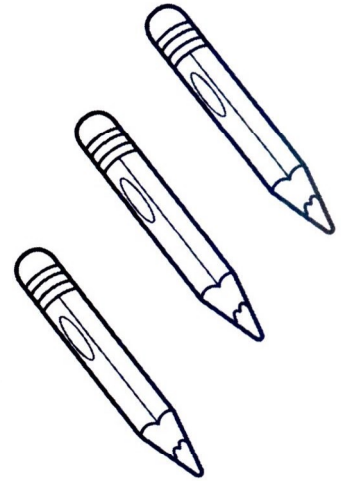





1


2

3

**5** Color and cut. Glue on page 7. ✂



**Glue. Listen and play Bingo.**






Listen and chant. Draw a line.



A b  
B c  
C a




8 Trace. Write.

A a A a

B b B b


C c C c

**9** Read *One, Two, Three.*  
Draw a line. Say.



1 2 3

**10** Do you like the story? Draw a face.



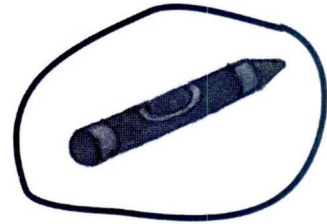

# Review

TRACK 8




Listen and circle.

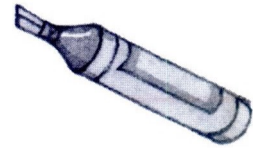
1.




2.





3.



4.




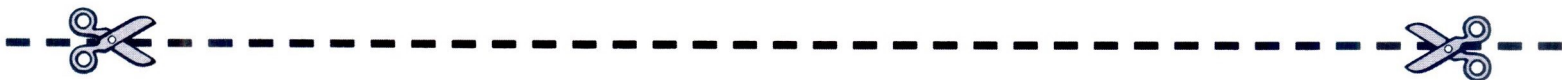
5.



# 2 My Family




Listen and sing. Cut and glue. Say. ✂




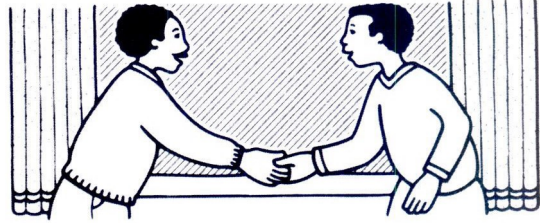





Students listen to and sing the song. They cut out the pictures of family members and glue them above. Then they name each person.

**2** Draw a room in your house. Who do you see?






Count and circle. Listen and check.

<p>1</p>  <p>1      2      3      4</p>	<p>2</p>  <p>1      2      3      4</p>
<p>3</p>  <p>1      2      3      4</p>	<p>4</p>  <p>1      2      3      4</p>
<p>5</p>  <p>1      2      3      4</p>	<p>6</p>  <p>1      2      3      4</p>




4 Trace. Write.

1      2      3      4

**5** Cut and say. Glue on page 17. ✂



**6 Choose and glue. Say.**




Students choose where to glue the cards they cut out from page 15. After they glue the cards, have them present their work. For example: *The father is in the living room.*





TRACK 11  
7



Listen and chant.  
Draw a line and color.







8 Trace. Write.



**9** Read *A Mouse Family*. What's missing?  
Draw and say.



**10** Do you like the story? Draw a face.





# Review

TRACK 12  
11

Listen and circle.



1.




2.



3.



4.



5.

--	--	--

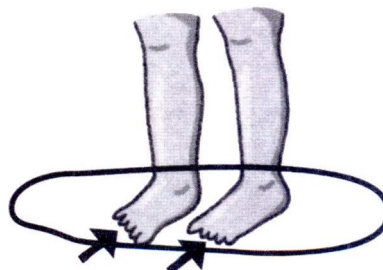
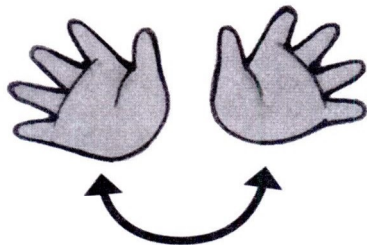


--	--

# 3

# All About Me

TRACK 13  
1

Cut. Listen and sing. Play. ✂

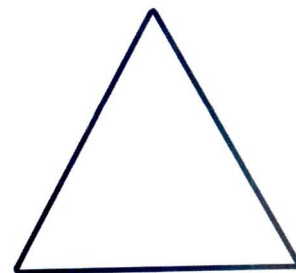




Students cut out the pictures of body parts. As they listen to and sing the song, they touch each card to their own body.


**2** Trace and color. Point to the triangles.



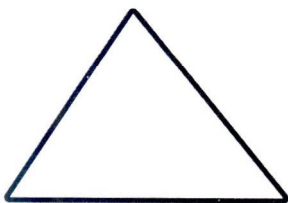
**3** Listen and color.




**4** Color and say.




**5** Look at the robot. Count and circle.



3 4 5





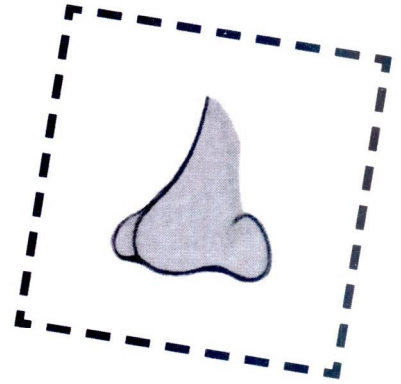



3 4 5

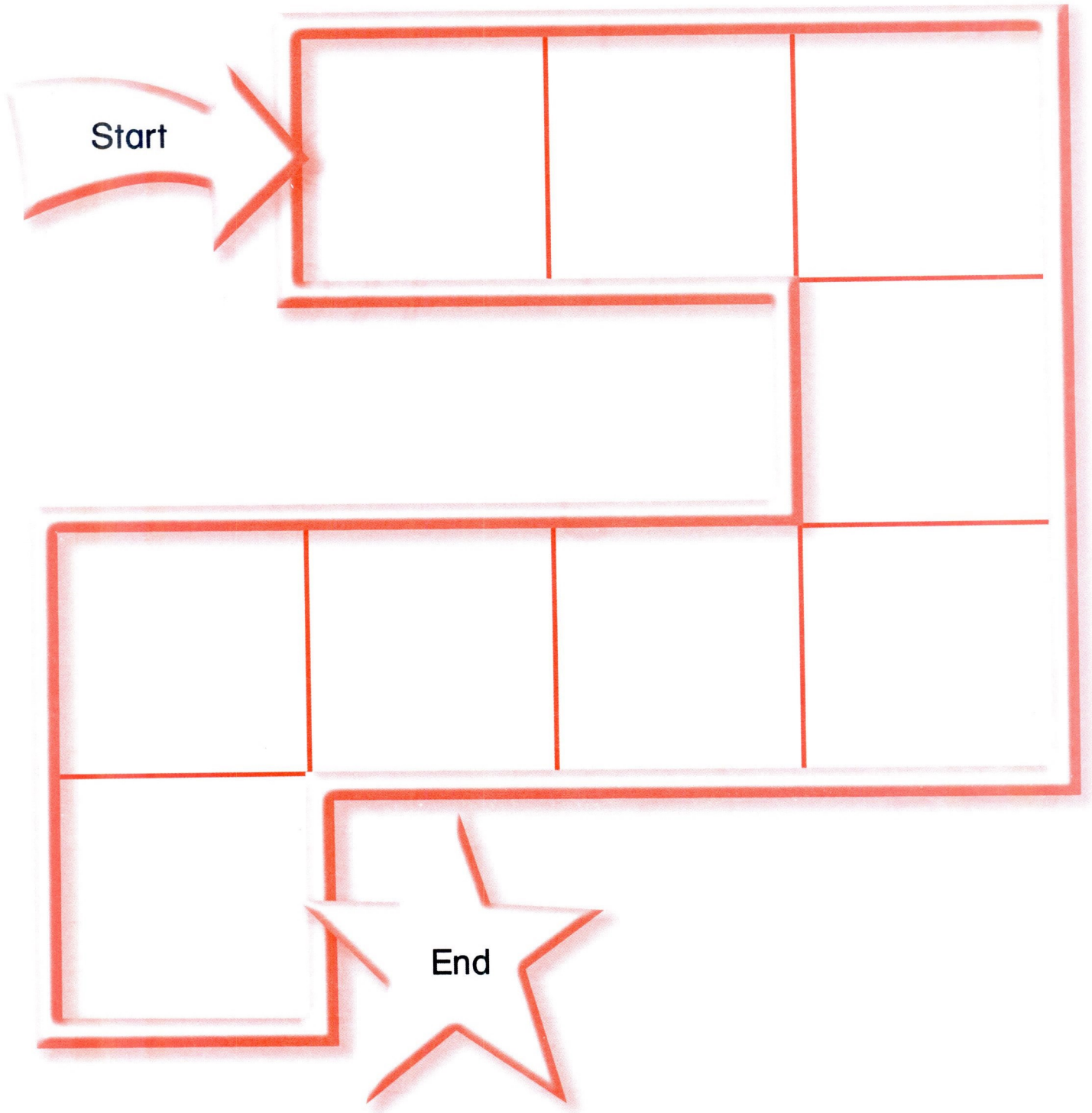


3 4 5

**6** Cut and say. Glue on page 27. ✂



**7** Glue. Play a game.



Before playing the game, students glue the cards they cut out from page 25 in any order onto the game board. In pairs or small groups, players move one space at a time. If they can name the picture they land on, they stay on that spot. If not, they go back one space.



Listen and chant. Draw a line.



G


h

H

i

I

g




9 Trace. Write.

Gg Gg





Hh Hh

Ii Ii

**10** Read *Hide and Seek*. Color.  
Find and count. Say.



**11** Do you like the story? Draw a face.

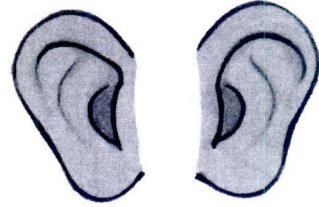


# Review

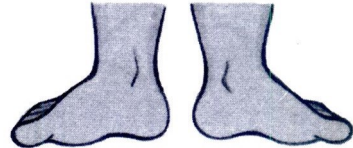
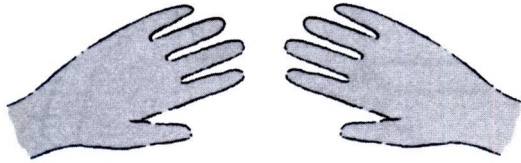


Listen and circle.


1.




2.



3.



4.



5.









# 4

# My Clothes


TRACK 17  
1

Cut. Listen and sing. Glue.

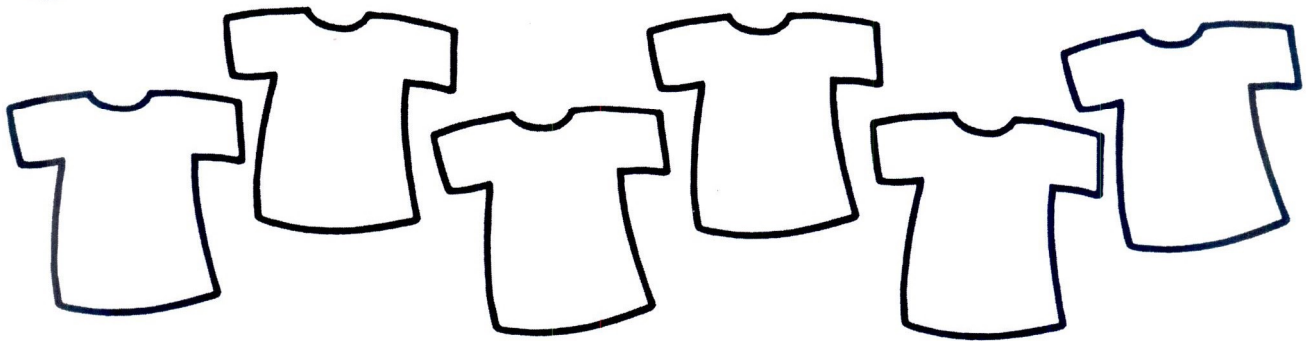


Students cut out the pictures. They listen to and sing the song and glue the appropriate cutout next to each picture.


**2** Trace. Color to match.




**3** Listen and color.



Listen and color. Count and say.



**5** Color purple, orange, and blue.  
Cut and say. Glue on page 37. ✂



**6** Sort and glue. Say.




Students sort the cutouts from page 35 by gluing them in the correct columns according to their color. Then they present their work. For example: *It's a jacket. It's blue. or It's a blue jacket.*

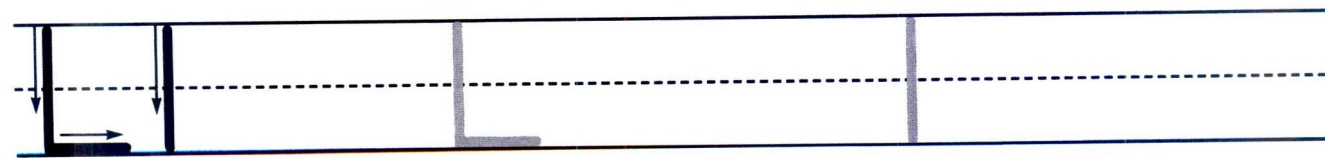
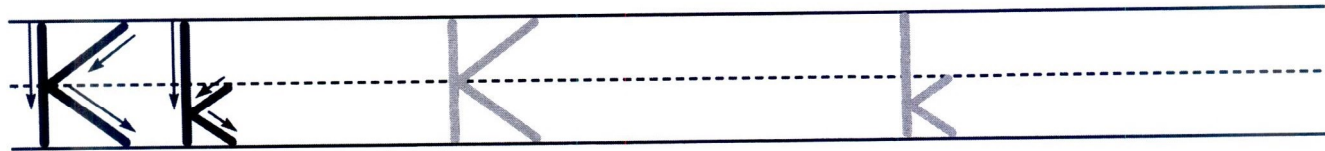





**Listen and chant.  
Draw a line and color.**







**Trace. Write.**



**9** Read *My Shoes*.  
Where are my shoes?  
Draw. Point and say.



**10** Do you like the story? Draw a face.



# Review



Listen and circle.


1.



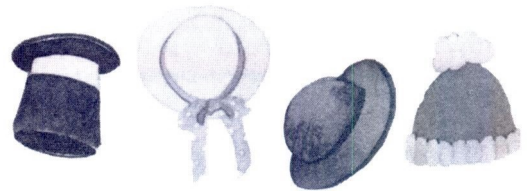
2.





3.



4.





5.



# 5 At the Toy Store


TRACK 22

1 Listen and sing. Cut and glue. ✂



Students listen to and sing the song. They cut out the pictures of the toys and glue them on the correct shelves above.


Listen and color.




3 Trace. Write.

5 \_\_\_\_\_ 6 \_\_\_\_\_ 7 \_\_\_\_\_

Count and circle. Listen and check.




4 5 6 7



4 5 6 7

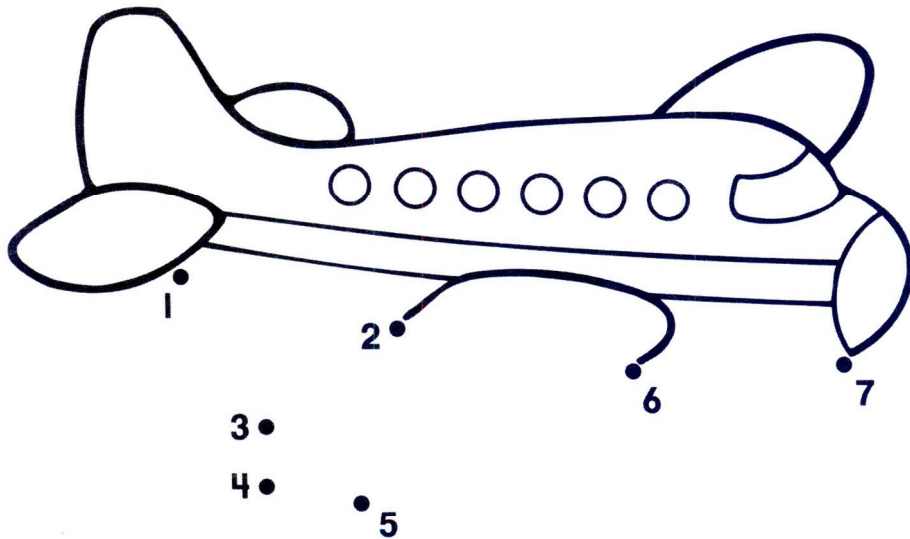


4 5 6 7





4 5 6 7




5 Connect the dots from 1 to 7. Color.



**6** Cut and say. Choose three.  
Glue on page 47. ✂




**7** Glue three cutouts. Draw and say.




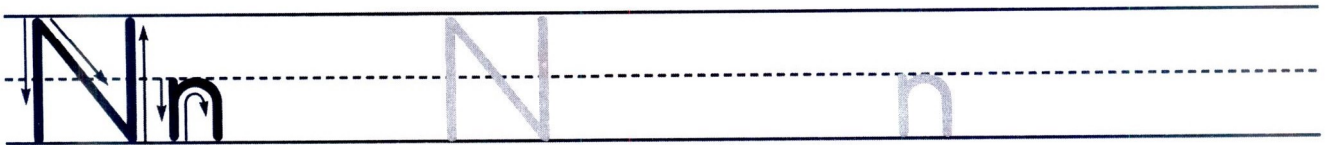
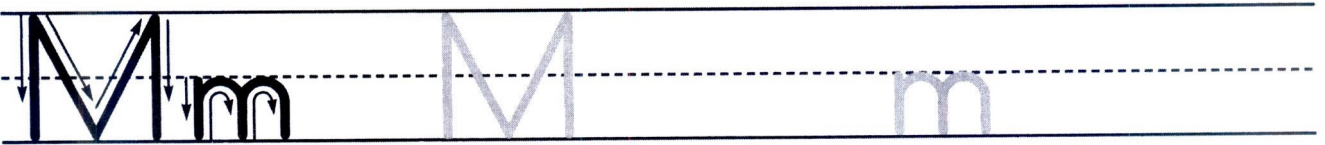







**Listen and chant.  
Draw a line and color.**






**9 Trace. Write.**



**10** Read *Let's Count*. Count. Write.



**11** Do you like the story? Draw a face.




# Review


TRACK 26  
12

Listen and circle.


1.



2.





3.



4.




5.




# 6 People Around Town

TRACK 27

1 Listen and sing. Color.




2 Color and cut. Glue and say. 



Students color and cut out the pictures. Then they glue the cutouts to the picture above and name each person.

**3** Count and circle.



7

8

9



7

8


9



7

8

9



7

8

9

**4** Trace. Write.

8

8

\_\_\_\_\_

8

\_\_\_\_\_

9



9

\_\_\_\_\_


9

\_\_\_\_\_


Listen and count. Trace and write.











6 Count and say. Draw what's missing.



Listen and point. Cut and say.  
Match and glue on page 57. ✂



**8 Match and glue.**






Listen and chant. Draw a line.

P

r



Q

p

R

q

10 Trace. Write.

P p P p





Q q Q q

R r R r

**11** Read *The Shopping Trip*.  
Draw a line. Say.



**12** Do you like the story? Draw a face.

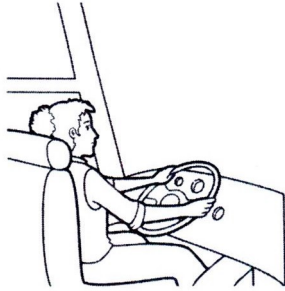


# Review

TRACK 31  
13

Listen and circle.

1.



2.



3.



4.



5.






# 7

# Swinging and Sliding

TRACK 32  
1

Listen and sing. Point.



2

Cut. Match and glue. ✂




Students cut out the action cards and glue them below the matching actions at the top of the page.

Listen and write.

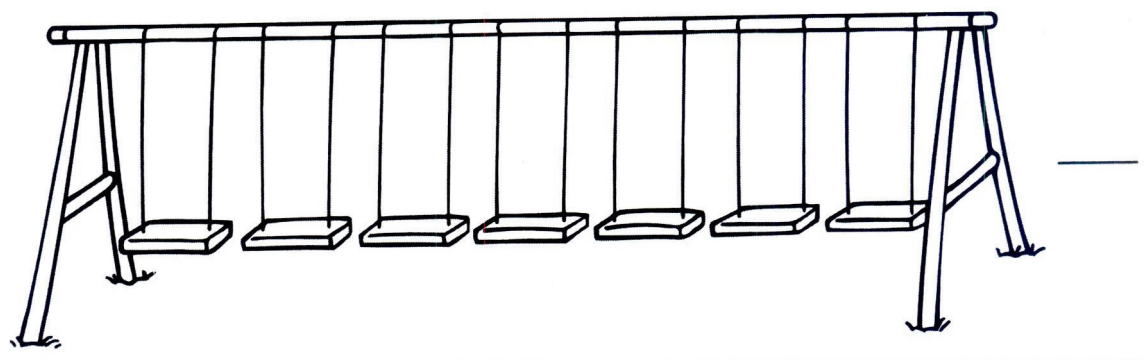


**4 Count. Write and say.**

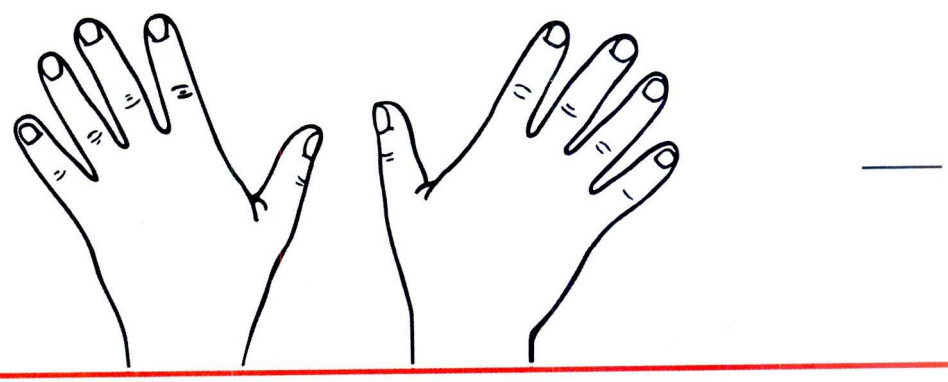
1.



2.





3.



**5 Trace. Write.**

10 10 \_\_\_\_\_ 10 \_\_\_\_\_

**Listen and point. Cut and say.  
Glue on page 67.** 





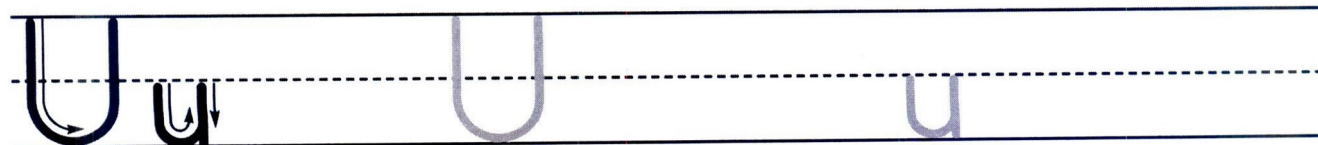
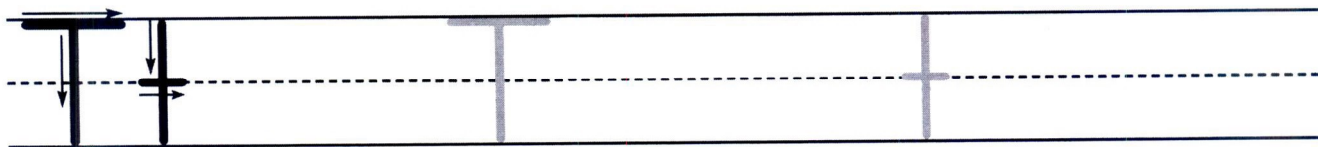
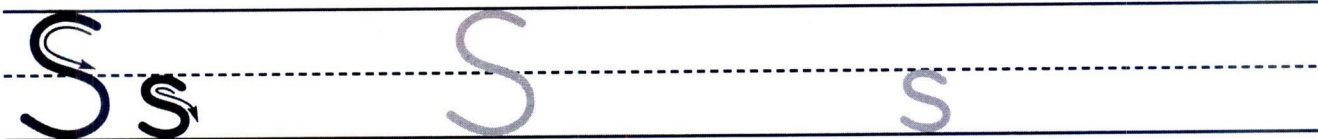


TRACK 35  
8

Listen and chant.  
Draw a line and color.






9 Trace. Write.



**10** Read *Having Fun!* Look and write.



**11** Do you like the story? Draw a face.




# Review



Listen and circle.

1.





2.



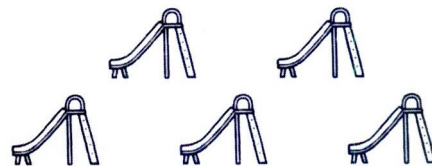
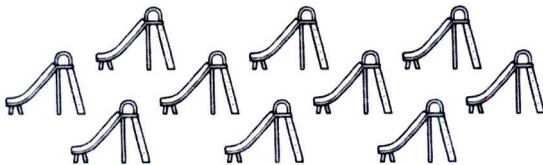
3.



4.



5.






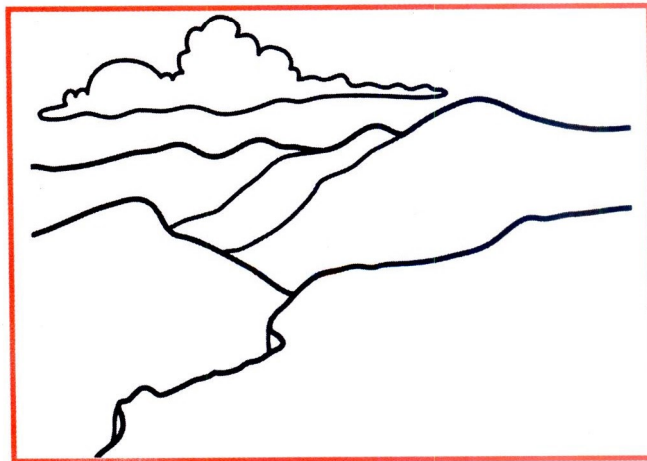



# 8

# Animal Friends

TRACK 37


1

Listen and color. Cut and glue.




Students listen to the song and color the pictures. They cut out the animals and glue them in the appropriate places above.


Help them out. Draw a path.  
What do you see? Listen and check.




3 How many legs do you see? Write.




\_\_\_\_\_



\_\_\_\_\_




\_\_\_\_\_




\_\_\_\_\_

4 Cut and say. Use on page 77. ✂



**5 Play a game. Match the cards. Say the name.**

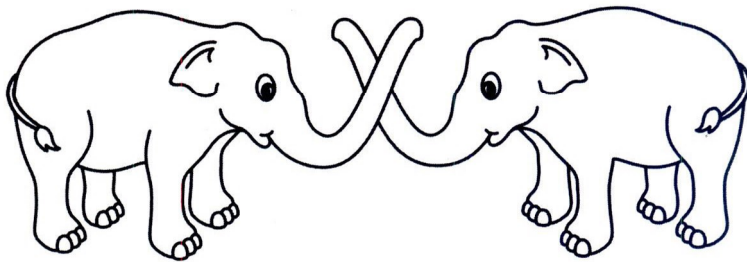


Students play with a partner. Each student places the cards he or she cut out from page 75 face down on his or her own page. Partners take turns uncovering one card from each page to find a match. Then they name the cards they turn over.




TRACK 39  
6

Listen and chant. Draw a line.



V

W



W


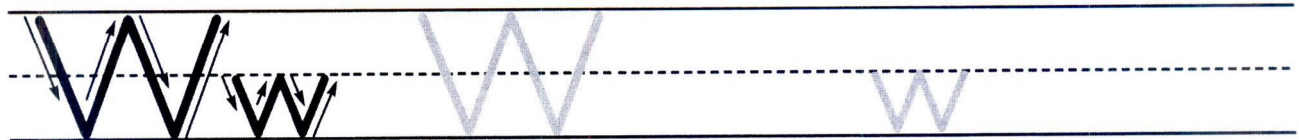
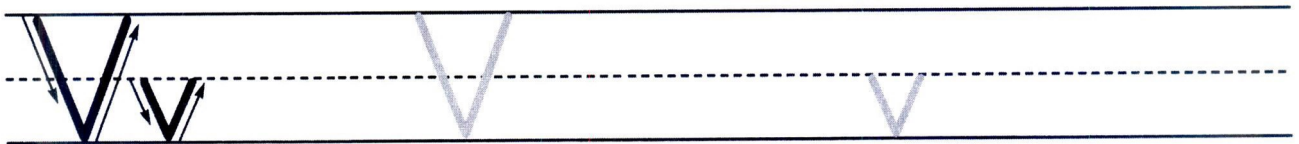
X

X

V

7

Trace. Write.




**Listen to *Henrietta Hippo*. Draw a line.**

1. Henrietta Hippo is moving to the zoo.



2. Henrietta is sad.







3. A bird is flying.



4. The animals are singing.

**9 Do you like the story? Draw a face.**



# Review




Listen and circle.



1.




2.




3.



4.



5.






# 9

# Food I Like

TRACK 42  
1

Listen and sing. Cut and glue. ✂



Students listen to and sing the song. They cut out the pictures and glue each in the appropriate place above.

**2** Count. Write the number and say.



\_\_\_\_\_



\_\_\_\_\_



\_\_\_\_\_



\_\_\_\_\_



\_\_\_\_\_



\_\_\_\_\_


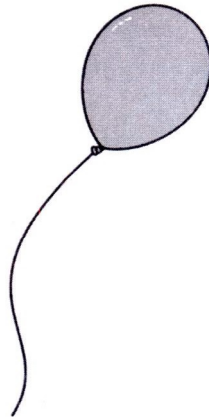
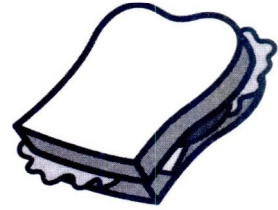


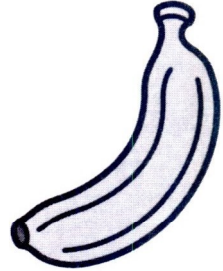


**Listen and point. Ask and answer.**

What do you want?

I want bananas.



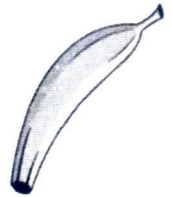

**4** Cut and say. Glue on page 87. 



# Listen. Ask and answer. Glue.

I like...

I don't like...




I like...	I don't like...

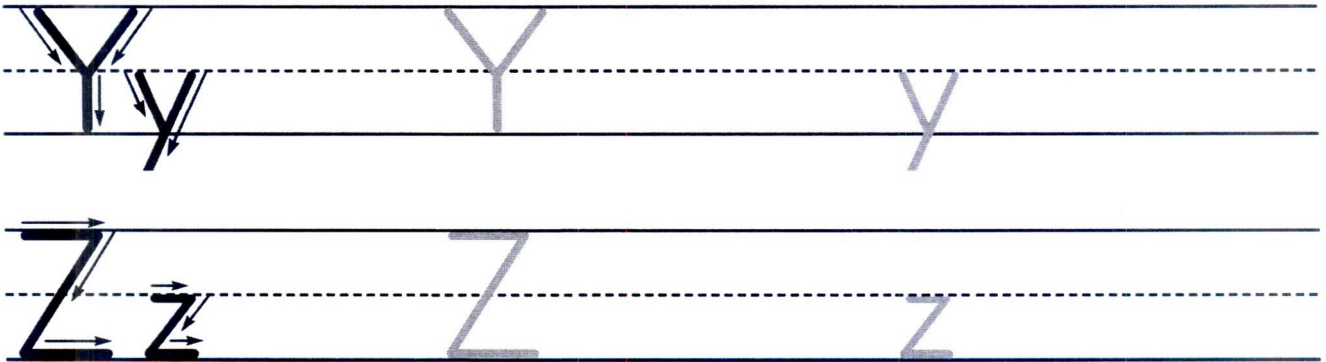
Play the audio or read the audioscript as a model. Students hold up a cutout and ask their partners *Do you like (apples)?* The partners answer and glue the cutout into the correct column, based on whether or not they like the food. Then students switch roles. Continue until all the cutouts are glued on the chart.



**Listen and chant.  
Draw a line and color.**





**7 Trace. Write.**









Listen to *In the Park*. Draw a line.



9 Do you like the story? Draw a face.




# Review




Listen and circle.

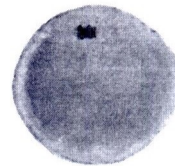

1.




2.





3.




4.

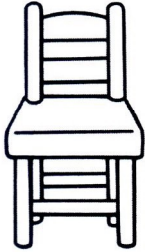


5.






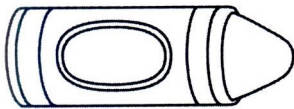
book



chair



circle




crayon



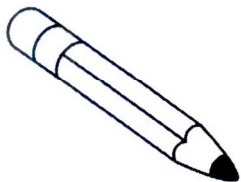
glue



one




paper



pencil



scissors




teacher

3

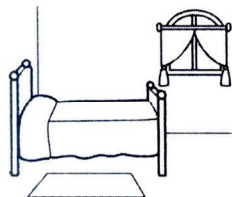
three

2

two



bathroom



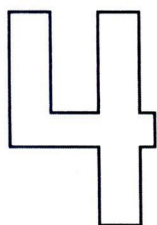
bedroom



brother



father



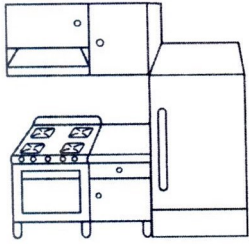
four




grandfather



grandmother




kitchen




living room



mother



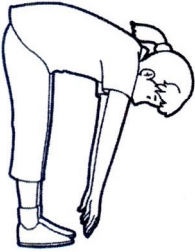
sister



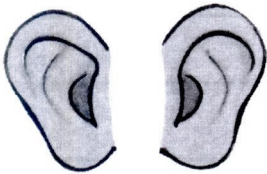
square



arms



bend




ears



eyes



feet



hands





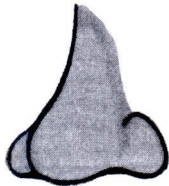
happy



legs



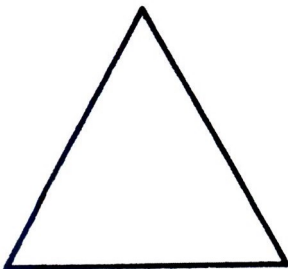
mouth



nose



sad



triangle




backpack




dress



five




hat



jacket



pants



rectangle



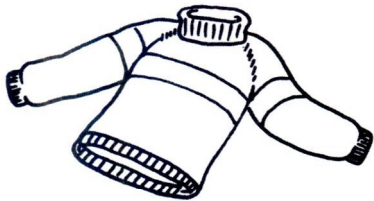
shirt



shoes



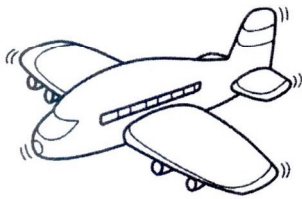
shorts




sweater



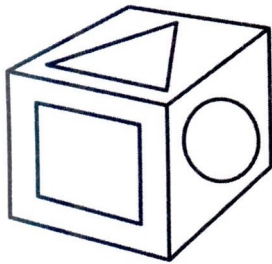
umbrella




airplane



ball




block




car



doll



game



robot

7


seven

6


six




teddy bear



train



truck




bus



dentist



doctor



eight



firefighter



fire truck

9

nine



nurse




police officer




shopkeeper



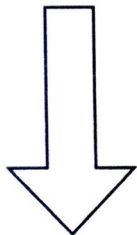
taxi



toothbrush



climb



down



jump



jungle gym



kick



run





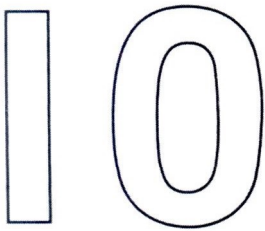
sing



slide



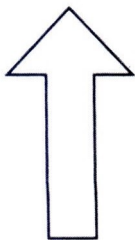
swing



ten




throw



up



bear




bird




cat



dog



elephant



fish



giraffe



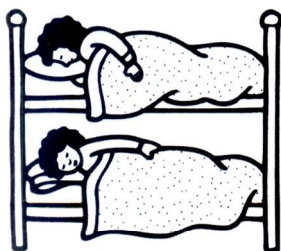
lion



monkey



seal



sleep




tiger



apple




balloons



banana



bounce



cake



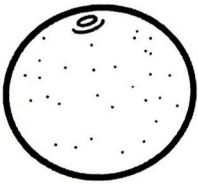
cookie




ice cream



lemonade




orange



sandwich



sit



tree

# BACKPACK

Starter



Second Edition

Reach into **Backpack, Second Edition** for a richly illustrated, seven-level communicative program that motivates primary learners and supports teachers. *Backpack* is packed with kid-friendly topics, catchy songs and chants, stickers, games, stories, hands-on projects, and TPR activities. Young learners will succeed with *Backpack*!

## NEW Features

- All-NEW music engages students with a catchy, pop sound
- NEW values curriculum provides character education and strengthens the home-school connection
- NEW Picture Dictionary (Starter), Sound and Spelling Handbooks (Levels 1–3), and Grammar and Writing Handbooks (Levels 4–6) in the Student Books and Workbooks provide support and practice
- NEW Assessment Package offers teachers' tips, techniques, tests, and a test generator
- Content Readers with Teacher's Manuals (Levels 1–6) provide reading practice and content connections
- NEW Interactive Whiteboard Software engages students and helps sustain motivation

## Components

- Student Book with Picture Dictionary
- Workbook with Workbook CD
- Interleaved Teacher's Edition
- Class Audio CD
- Assessment Package
- Large-format Picture Cards
- Large-format Posters
- Teacher's Resource Book
- Video (DVD) with Guide
- Companion Website

irlanguage

مرجع زبان ایرانیان



PEARSON  
Longman



Backpack Companion Website  
<http://www.pearsonlongman.com/backpack>